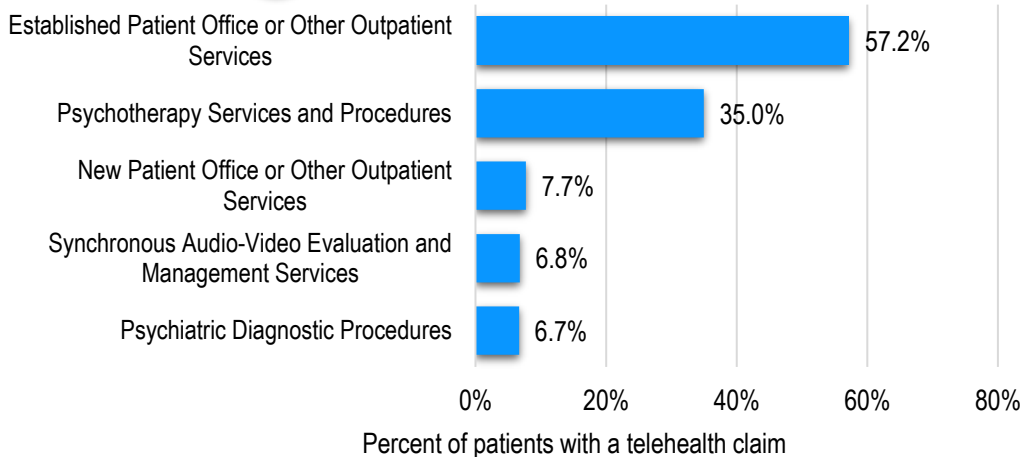
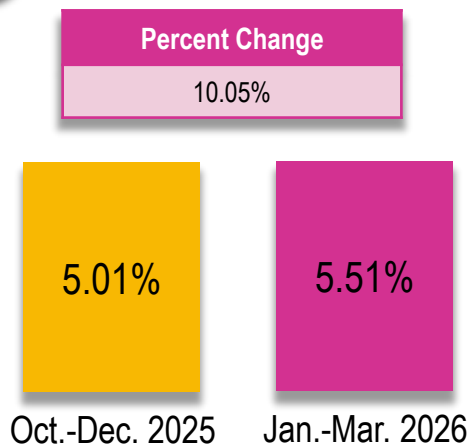




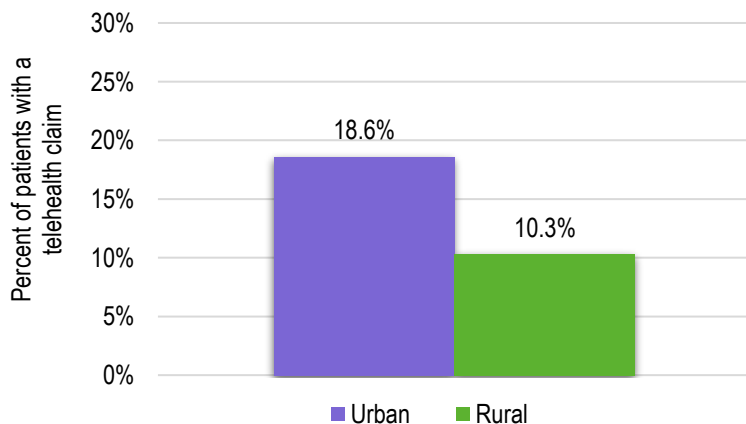
Top Five Procedure Categories



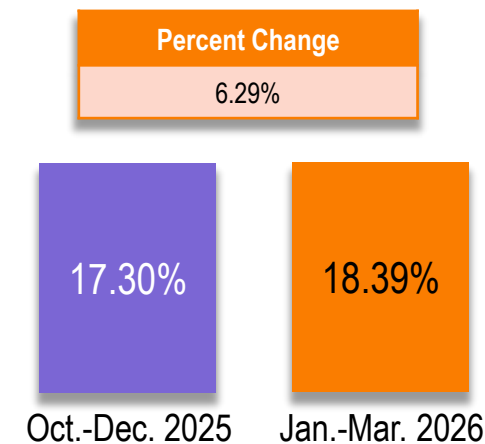
Percent of Medical Claim Lines



Telehealth Usage, Urban vs. Rural



Percent of Patients with a Telehealth Claim



Source: Commercially insured patients drawn from FAIR Health's FH NPIC® database of commercial medical and dental claim records from more than 75 contributors nationwide. Copyright 2026, FAIR Health, Inc. All rights reserved. CPT © 2025 American Medical Association (AMA). All rights reserved.



Top Five Diagnostic Categories by Age Group

Overall	0 to 9	10 to 18	19 to 30	31 to 40	41 to 50	51 to 64	65 and Over
Mental Health Conditions (52.1%)	Mental Health Conditions (26.9%)	Mental Health Conditions (65.3%)	Mental Health Conditions (69.4%)	Mental Health Conditions (60.5%)	Mental Health Conditions (48.1%)	Mental Health Conditions (34.5%)	Mental Health Conditions (22.0%)
Acute Respiratory Diseases and Infections (4.9%)	Developmental Disorders (15.5%)	Developmental Disorders (5.2%)	Acute Respiratory Diseases and Infections (3.9%)	Acute Respiratory Diseases and Infections (5.0%)	Noninflammatory Female Disorders (5.3%)	Acute Respiratory Diseases and Infections (5.2%)	Hypertension (9.2%)
Overweight and Obesity (3.6%)	Acute Respiratory Diseases and Infections (7.7%)	Acute Respiratory Diseases and Infections (5.0%)	Skin Infections or Disorders (2.5%)	Overweight and Obesity (3.9%)	Acute Respiratory Diseases and Infections (5.3%)	Hypertension (5.1%)	Diabetes Mellitus (6.3%)
Endocrine and Metabolic Disorders (3.2%)	General Signs and Symptoms (6.0%)	Skin Infections or Disorders (3.0%)	Overweight and Obesity (2.1%)	Endocrine and Metabolism Disorders (3.0%)	Overweight and Obesity (5.1%)	Joint/Soft Tissue Diseases (5.0%)	Joint/Soft Tissue Diseases (6.2%)
Joint/Soft Tissue Diseases (3.0%)	Eye Infections and Issues (4.7%)	Influenza and Pneumonia (2.1%)	Endocrine and Metabolism Disorders (1.9%)	Joint/Soft Tissue Diseases (2.3%)	Endocrine and Metabolism Disorders (3.9%)	Endocrine and Metabolism Disorders (5.0%)	Endocrine and Metabolism Disorders (4.9%)

Source: Commercially insured patients drawn from FAIR Health's FH NPIC® database of commercial medical and dental claim records from more than 75 contributors nationwide. Copyright 2026, FAIR Health, Inc. All rights reserved. CPT © 2025 American Medical Association (AMA). All rights reserved.