FAIR Health
Know Your Source

Opioid Tracker, 2025

Arkansas

Top Five Procedure Code Categories by Utilization for Opioid Use Disorder

Percent of all claim lines by procedure code categories for opioid use disorder in the state vs. percent of all such claim lines in the nation

Arkansas

PROCEDURE CODE CATEGORY	PERCENT	NATIONAL PERCENT
Drug Screening	31.0%	22.1%
Office/Outpatient/Emergency Room Services	27.1%	14.0%
Psychiatric/Psychological Services	19.8%	9.1%
Alcohol/Substance Abuse Services and Treatments	9.8%	39.5%
Laboratory Procedures (Other Than Drug Screening)	5.3%	6.4%

Distribution of Patients with Opioid Use Disorder Diagnoses by Age

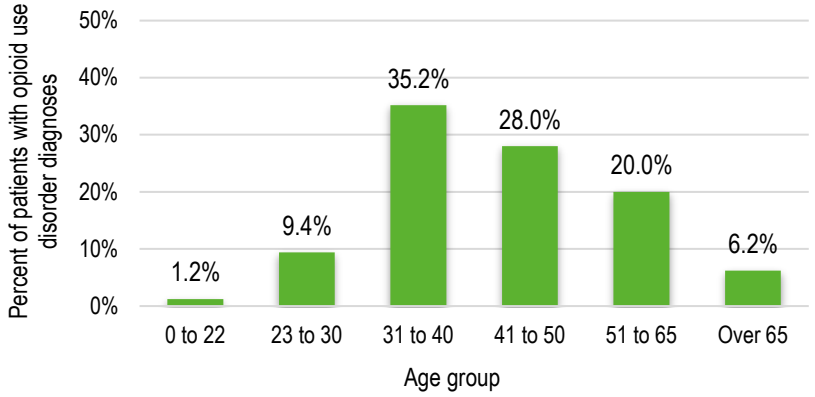

Top Five Procedure Codes by Aggregate Allowed Amounts for Opioid Use Disorder

Percent of all procedure codes by aggregate allowed amounts for opioid use disorder

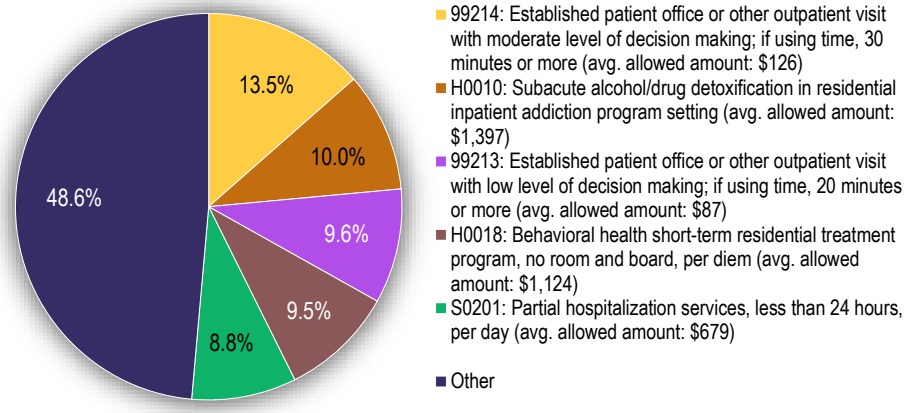

Patients with Opioid Use Disorder Diagnoses per 100,000 Patients

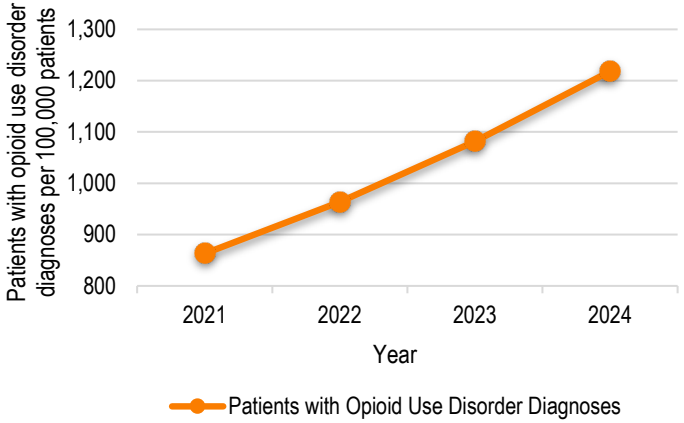

Distribution of Patients with Opioid Use Disorder Diagnoses by Gender

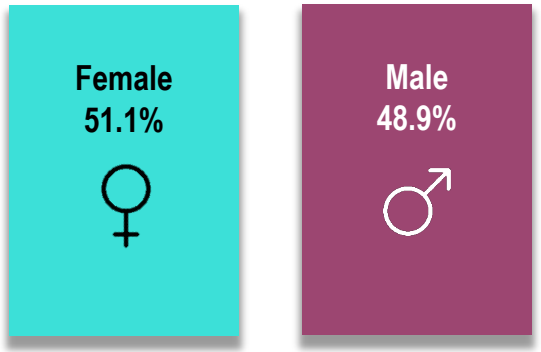

Data are from 2024.

Source: FH NPIC® database of more than 51 billion commercial medical and dental claim records from more than 75 contributors nationwide. Copyright 2025, FAIR Health, Inc. All rights reserved. CPT © 2024 American Medical Association (AMA). All rights reserved.