



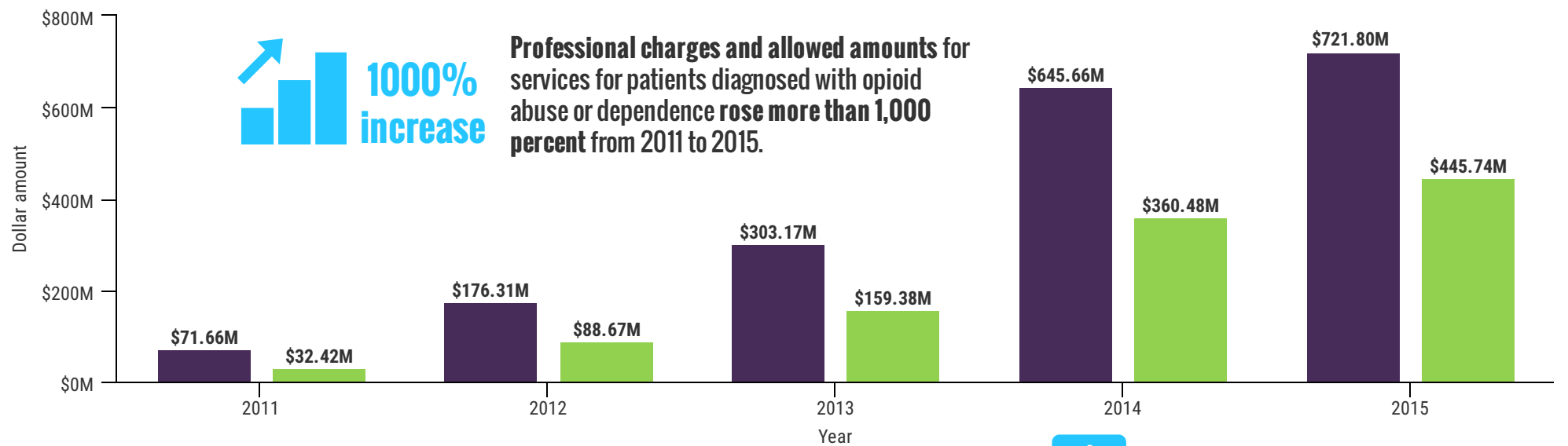
# THE OPIOID CRISIS

## IMPACT ON HEALTHCARE SERVICES AND COSTS

In the charts below, "M" represents "million."

### TOTAL AMOUNTS

Professional Charges and Allowed Amounts for Services for Patients Diagnosed with Opioid Abuse or Dependence



### TOP CODES

■ Total charged amount ■ Total allowed amount



An **allowed amount** is the maximum amount an insurer will pay for a covered health service.

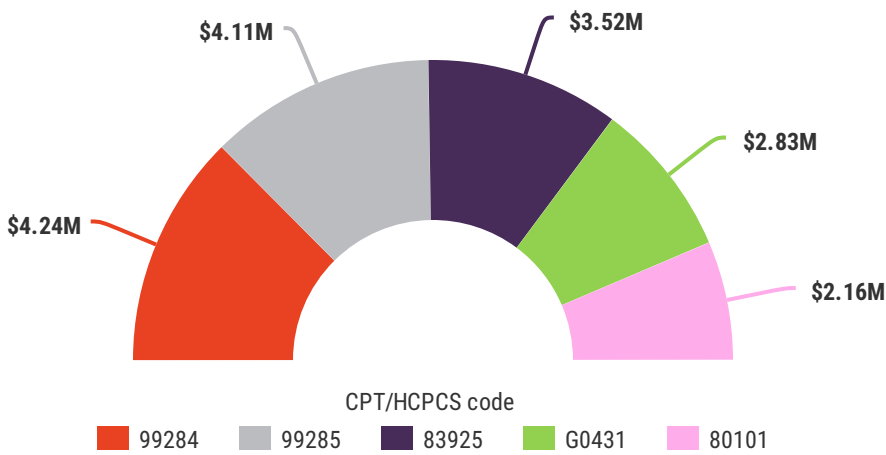


### Emergency Department Codes Dominate Opioid Abuse Category

In the period 2011-2014, emergency department codes were the two codes with highest aggregate charges associated with opioid abuse diagnoses, but were not among the top five codes associated with opioid dependence diagnoses.

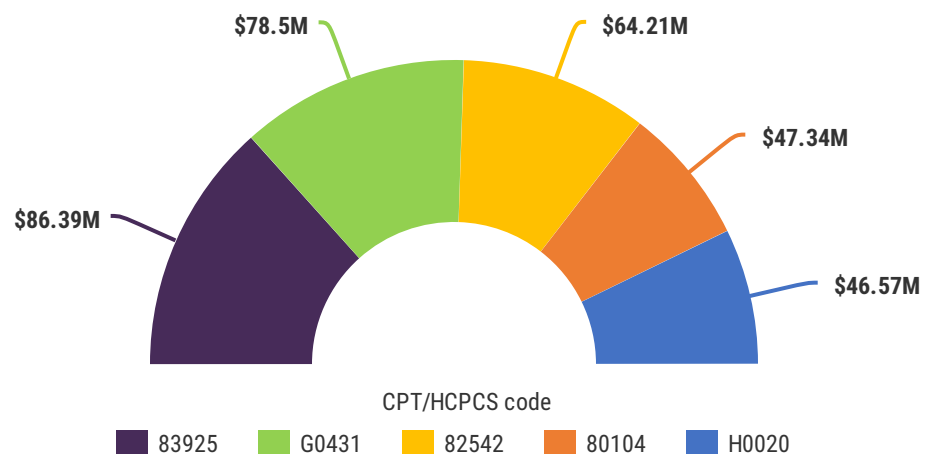
#### Opioid Abuse

Highest Charges during Time Period 2011-2014



#### Opioid Dependence


Highest Charges during Time Period 2011-2014



CPT/HCPCS Code	Description
99284	EMERGENCY DEPARTMENT VISIT HIGH SEVERITY AND LIFE THREATENING
99285	EMERGENCY DEPARTMENT VISIT HIGH/URGENT SEVERITY
83925	OPIATE(S), DRUG AND METABOLITES, EACH PROCEDURE
G0431	DRUG SCREEN, QUALITATIVE; MULTIPLE DRUG CLASSES BY HIGH-COMPLEXITY TEST METHOD
80101	DRUG SCREEN, QUALITATIVE; SINGLE DRUG CLASS METHOD

CPT/HCPCS Code	Description
83925	OPIATE(S), DRUG AND METABOLITES, EACH PROCEDURE
G0431	DRUG SCREEN, QUALITATIVE; MULTIPLE DRUG CLASSES BY HIGH-COMPLEXITY TEST METHOD
82542	COLUMN CHROMATOGRAPHY/MASS SPECTROMETRY NONDRUG ANALYTE
80104	DRUG SCREEN, QUALITATIVE; MULTIPLE DRUG CLASSES
H0020	ALCOHOL AND/OR DRUG SERVICES; METHADONE ADMINISTRATION AND/OR SERVICE

### PER-PATIENT AMOUNTS



In 2015, total annual per-patient charges and allowed amounts for services for patients with opioid abuse or dependence diagnoses were more than 500 percent higher than per-patient charges and allowed amounts based on all patients' charges.

Average Per-Patient Charges for Services for All Patients and for Patients with Opioid Abuse or Dependence Diagnoses

