


Suffixes (Subpages) System Outline & Notes for Discussion

OUTLINE OF SYSTEM




USER - Owner of phone number

1.0 Access to dashboard

To access their dashboard:

- user enters their phone number on <https://zyppages.com/>.
- normal current content is displayed.
- a menu (new) would be presented on top of page:

For analytics, to view and manage subpages or to delete your account

| | |
|---|--|
| If this is your number, click here to access your account |  |
| Enter code sent to your phone | |
| Click to resend code | |
| Click for FAQ on account access and content | |

Clicking on the link would trigger a V-code authorization which would then open the user dashboard.

1.1 Admin Check

Maybe need an auto- check for any holds or flags. For example, if user reports lost /stolen phone. Or, in the extreme content is frozen on legal issue.

- If no flags return signal to pass.
- if flagged then return stop and send transaction details to human admin [need path]
- SysAdmin human needs login and control.

2.0 Dashboard Layout

Display graphics are mockups – and will be adjusted after content is set.

| USER DASHBOARD | | | |
|----------------------------------|-----------------|---|---------------|
| Base root number | +1-999-333-1234 | Analytics as of date: | 6-Sep-24 |
| Custom Display Label | Joes Pizza Club | | |
| Current subpage package. | BASIC | Clicks on all links that include base # | |
| Total suffixes in package | 12 | Last Month | Total-To-Date |
| Total suffixes used | 10 | 56 | 2356 |
| Total suffixes available | 2 | | |
| Business Name (optional) | | Other Analytics? | |
| Business type. (optional) | | | |
| To change or delete subscription | | News & Tips | |
| To delete total ZYP account | | | |

2.1 Change display label text

- default display is phone number + suffix
- user can change to any label A/N label
- display current label click to change enter new text

2.2 Display current suffix package

- Collect current subscription package and number of suffixes from billing system:
e.g., NONE, PRO, EXECUTIVE, other, maybe custom NONE = free base page
- Retrieve sum of active suffixes post to dashboard
- Post number of available suffixes

2.3 Business Name (optional)

- A user can enter their name or nickname.
- Post on dashboard

2.4 Business Type (optional)

- User can manually enter business type or select from drop down

2.5 Analytics TBD

- Need to determine what analytics could be available and what to display

2.6 Other Content For Dashboard

- Might be enough for V-1 TBD

2.7 Shared Access

- We may need shared access, for example for a remote user to allow an agent to help with suffixes. Maybe just pass V-code to the agent or other support resource.

3.0 Manage Subpages

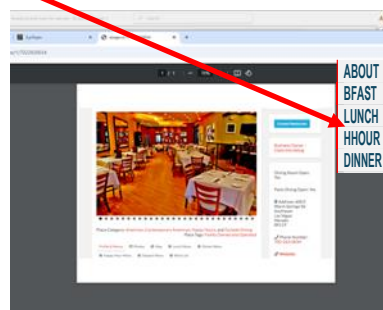
| CATEGORY 1: PRIVATE & AVAILABLE | | | | | | | |
|---|-----------------------|---------------------|-------------|--|---|---------------------|---------------------------|
| Internal System ID | # | Name of file or doc | No. of Pgs. | SUFFIX LABEL Required Will open link | URL LINK Required System fills at creation | Date Posted | Date Auto Delete (if set) |
| S-767854 | 1 | Operating Budget | 2 pg. | BUDGET | http://zyppages.com/1/6505616030/BUDGET | 01/08/24 | 01/10/24 |
| | 2 | Gate code | 1 pg. | BACK | | 01/08/24 | |
| | 3 | Meeting Agenda | 1 pg. | agenda | | 01/08/24 | |
| | 4 | Current P&L report | 3 p. | Aug P&L | | 01/08/24 | |
| ADD new subpage | | | >>> | available | 2 | | |
| CATEGORY 2: PUBLIC SUFFIXES & CODES - displayed on panel results page | | | | | | | |
| Internal System ID | # | | | SUFFIX LABEL And Link | URL LINK Required System fills at creation | Position SITE PANEL | Turn OFF auto display |
| | 5 | profile | 1 pg. | ABOUT BFEST LUNCH HHOUR DINNER WINE | https://zypagges.com/1/6505616030/ABOUT | 1 | |
| | 6 | breakfast. Menu. | 1 pg. | | | 2 | |
| | 7 | Lunch menu. | 1 pg. | | | 3 | |
| | 8 | Happy hour. | 3 pg. | | | 4 | |
| | 9 | Dinner menu. | | | | 5 | |
| | 10 | Wine List | | | | 6 | X |
| | total public suffixes | | | 6 | | | |

3.1 Autoposting of suffixes

- public list will automatically display on every call
- Unless Do Not Display (DND) is checked or if unit moved to private list.

3.2 Add subpage / suffix

- User clicks on arrow to add suffix
- Open entry box to collect details
Msg. : Enter name of new suffix and click posting category



| Suffix name | Business Hours | Post Private | Post Public |
|-------------|----------------|--------------|-------------|
|-------------|----------------|--------------|-------------|

- If public, then open second entry box
Msg. you have selected public enter line position for display

| | |
|---------------------------------------|--|
| Enter Line number for new public post | |
| Add subpage to inventory | |

3.3 Select single subpage or group for personal sharing via social or email or text

- Create selection tool or process
- User selects and gets option to email or text links