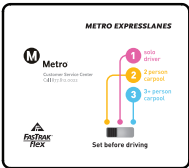


Program Statistics

These statistics are based on the following sources:

- 1) Metro ExpressLanes 2018 Annual Customer Survey
- 2) Metro ExpressLanes 2018 Annual Operations Performance Report

From November 2012 to July 2018



872,966 transponders have been issued

195,331,723 trips have been taken on ExpressLanes

13,709 people daily use buses that run on ExpressLanes during weekday peak hours

ExpressLanes vehicle occupancies on average:

44% solo drivers **26%** HOV 2 **30%** HOV 3+

Benefits and Incentives

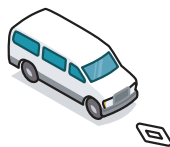
Low-Income Assistance Plan: **17,049** accounts have been opened



Transit Rewards: **\$179,960** in credits have been disbursed to bus patrons

Carpool Loyalty Program: **\$45,000**

in credits have been disbursed to carpoolers and vanpoolers



Users Pay on average



10 **\$6.21** during am peak **\$3.61** during pm peak **\$0.94** during off-peak

0.60% of users have paid a maximum of **\$22.50**

110 **\$6.86** during am peak **\$4.43** during pm peak **\$1.52** during off-peak

2.45% of users have paid a maximum of **\$26.50**

Safety and Enforcement

92.8% of survey respondents are satisfied with safety while driving on ExpressLanes

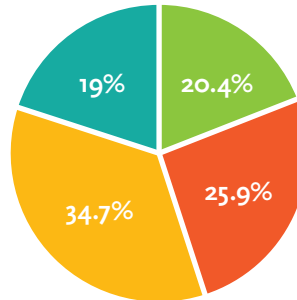
The California Highway Patrol (CHP) issued **7,437** citations and verbal warnings in FY18



84.1% of survey respondents support adding more ExpressLanes on other roadways

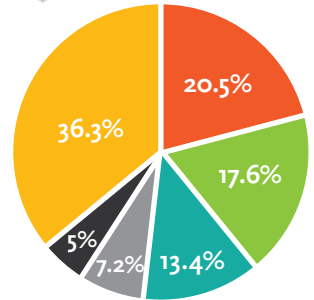
Demographics of Survey Respondents

Household Income



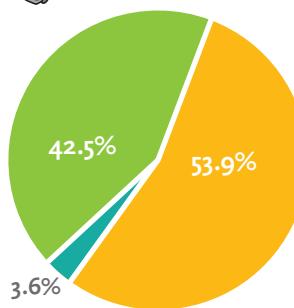
- Less than \$50,000
- \$50,000 - \$100,000
- More than \$100,000
- Preferred not to answer

Place of Residence



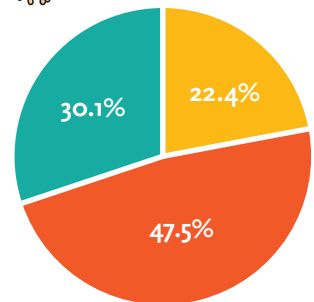
- South Bay Cities
- San Gabriel Valley
- Central Los Angeles
- Gateway Cities
- San Bernardino County
- Other location

Reasons for Use



- For work
- For leisure
- Professional driving

Age



- Younger than 35
- 35-55
- Older than 55

Users Go Faster & Get There Quicker

Compared to General Purpose Lanes

Average Peak Speed
10 **53.2** mph westbound
58.9 mph eastbound

Average Time Savings
13.7 minutes am peak
8.2 minutes pm peak

110 **51.6** mph northbound
56.1 mph southbound

12.6 minutes am peak
3.0 minutes pm peak

88.7% of survey respondents are satisfied with maintained speed

90.1% of survey respondents are satisfied with time saved

METRO EXPRESSLANES

Contact Us



ONLINE

metroexpresslanes.net



VOICE

877.812.0022



CUSTOMER SERVICE CENTERS

500 W 190th St
Gardena, CA 90248

3501 Santa Anita Av
El Monte, CA 91731

Hours of Operation:

Monday through Friday 8 am–6 pm

Saturday 9 am–1 pm



MAIL

Metro ExpressLanes
PO Box 3878
Gardena, CA 90247

RETAILERS

AAA, Costco, Albertsons
(visit metroexpresslanes.net for locations)

Follow Us



TWITTER

[@expresslanes](https://twitter.com/expresslanes)



FACEBOOK

[expresslanes](https://www.facebook.com/expresslanes)



Metro[®]