

Scarf

■■■□□ EASY +

Finished Size:

7¾" x 54" (19.5 cm x 137 cm)

SHOPPING LIST

Yarn (Medium Weight)



[3.5 ounces, 279 yards
(100 grams, 256 meters)

per skein]:

□ 2 skeins

Knitting Needles

Straight knitting needles,

□ Size 8 (5 mm)

or size needed for gauge

GAUGE INFORMATION

In pattern,

18 sts and 24 rows = 4" (10 cm)

TECHNIQUES USED

■ Cast on (Figs. 2a-e, pages 6-8)

■ Knit Stitch (Figs. 4a-e,
pages 10 and 11)

■ Purl Stitch (Figs. 5a-e,
pages 12 and 13)

■ K2 tog (Figs. A & B)

■ YO (Figs. C & D)

■ Bind off (Figs. 6a-c,
pages 15 and 16)

■ Weaving in Ends
(Fig. 7, page 16)



Scarf made with Red Heart®
Boutique™ Unforgettable™
#3950 Petunia

75492 Learn to Knit
Copyright © 2014 by Leisure Arts, Inc.

STITCH GUIDE

KNIT 2 TOGETHER

(abbreviated K2 tog)

Insert your right needle into the front of the first two stitches on the left needle as if you were knitting them (**Fig. A**), then knit them together as if they were one stitch (**Fig. B**). You have decreased one stitch by knitting two stitches together.

Fig. A

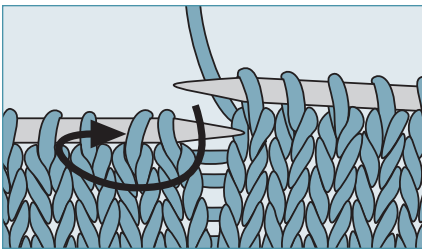
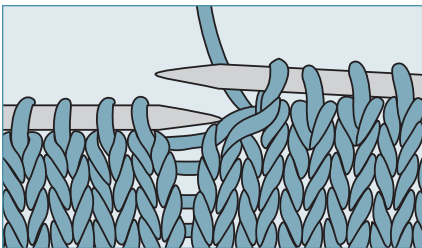


Fig. B



YARN OVER *(abbreviated YO)*

Bring the yarn to the front between the needles (**Fig. C**) and then over the top of your right needle (**Fig. D**). The yarn is now in place to knit the next stitch on your left needle. You have increased one stitch by working the yarn over. On the next row, purl into the loop of the yarn over.

Fig. C

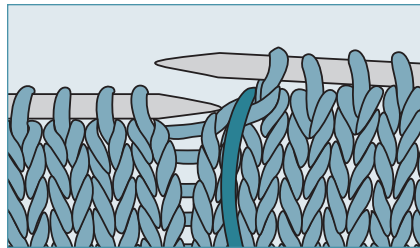
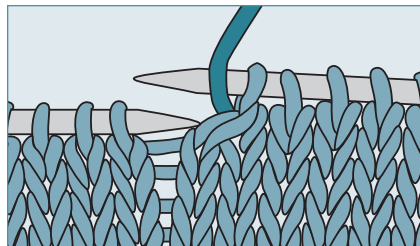


Fig. D



INSTRUCTIONS

Cast on 35 sts.

Rows 1-5: Knit across.

Row 6: K4, purl across to last 4 sts, K4.

Row 7 (Right side): K6, K2 tog, ★ YO, K2, K2 tog; repeat from ★ across to last 7 sts, YO, K7.

Row 8: K4, purl across to last 4 sts, K4.

Row 9: Knit across.

Row 10: K4, purl across to last 4 sts, K4.

Row 11: K4, K2 tog, ★ YO, K2, K2 tog; repeat from ★ across to last 5 sts, YO, K5.

Row 12: K4, purl across to last 4 sts, K4.

Row 13: Knit across.

Repeat Rows 6-13 for pattern until Scarf measures approximately 53" (134.5 cm) from cast on edge, ending by working Row 6 or 13.

Last 5 Rows: Knit across.

Bind off all sts in knit.

Design by Sarah J. Green.