

## ReachMaster TS66 Yellow Atrium Lift      For Sale 2025

Reason:                   Retiring from Innovative Reach, Inc. rental of atrium manlift  
Purchased:               From my brother in 2004 and my brother bought the manlift from ReachMaster  
Extra features:          Very capable 66' atrium manlift

- All logic is provided by relays and not a computer
- Outriggers with hinged joints

Versatility:              For use

- Each outrigger has three positions and outrigger hinged joints to morph into most situations
- Able to raise itself 4' to load onto a trailer, level the manlift or enter an empty pool

Wheel Atrium Manlift: Little special preparation for indoor movements and designed for commercial floor loading of 100lb/sqft (track systems can damage floors if not properly prepared)

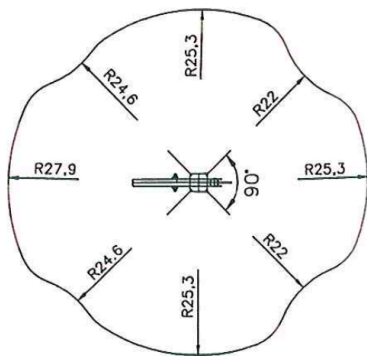
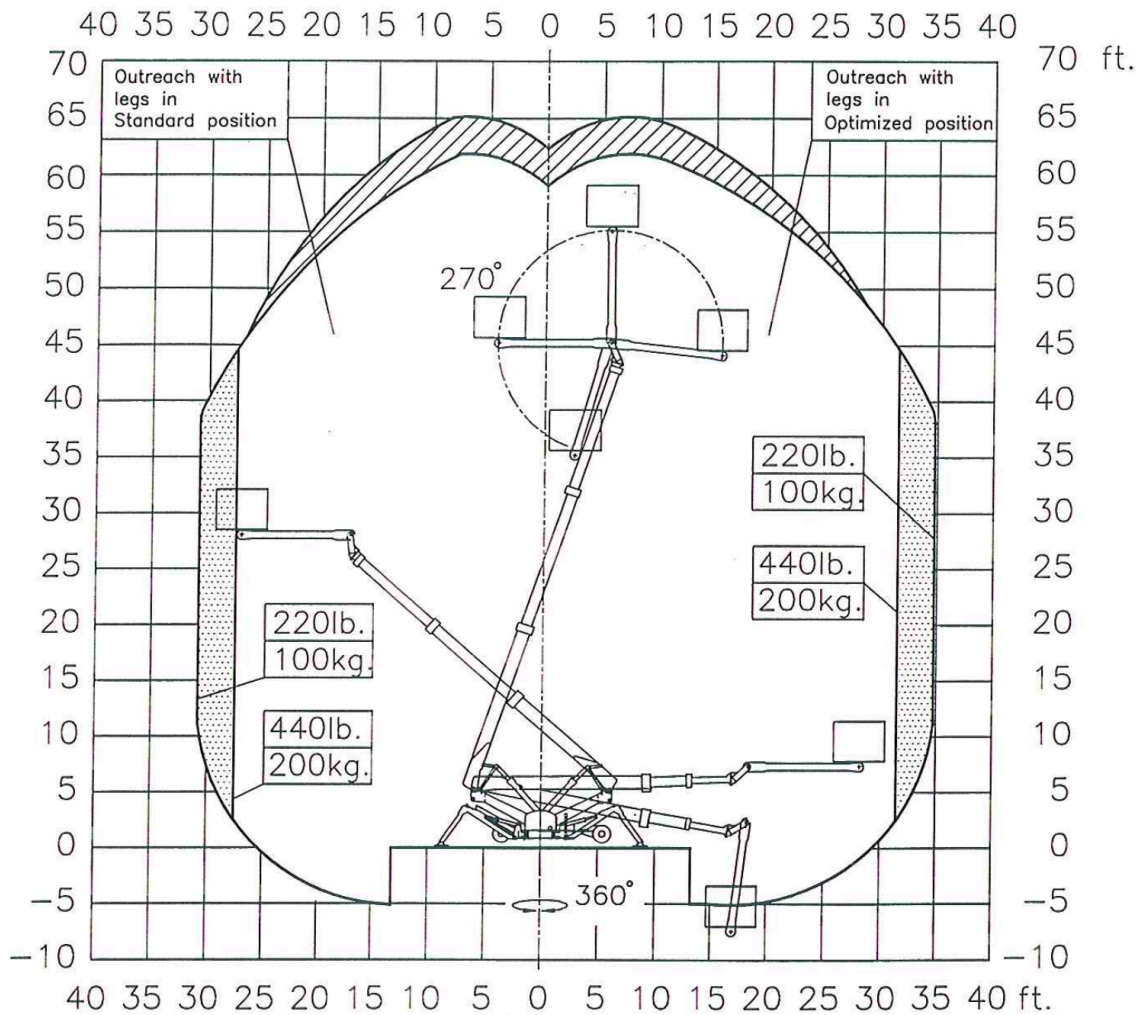
Current condition:    Very Good  
                              Outrigger seals have been replaced several times over the years  
                              Bottom swivels have been replaced  
                              There are no known leaks that will cause a problem.

Manlift was certified every year from 2004 until 2020 during the Pandemic. Certification will be part of the sale process.




I rented this Atrium Manlift though the Mid-West and East-Coast from 2008 though today.

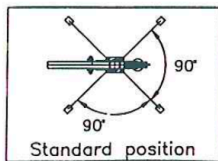
See below for all specifications.

# TS66 ReachMaster

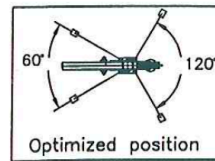


Outreach from center turret to center basket in standard position.

-  Maximum outreach with 220lb. within this zone depending on leg position.
-  Maximum outreach with 440lb. within this zone depending on leg position.
-  Additional working height with legs fully extended.

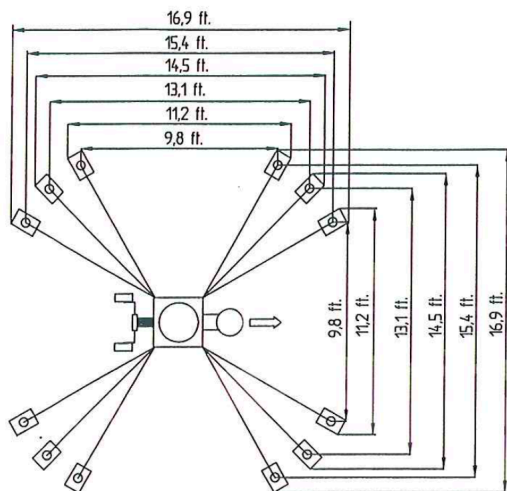


We reserve the right to make alternations.

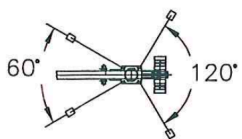


931-20100184 / TS66R

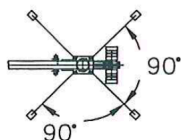
# TS66 ReachMaster



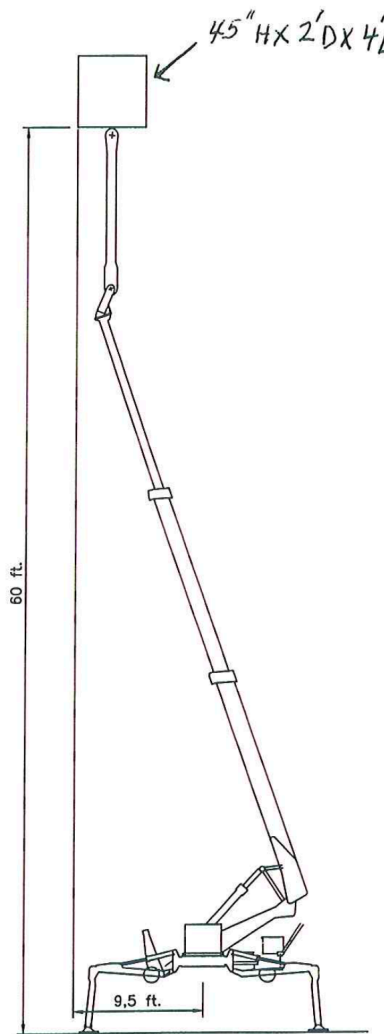
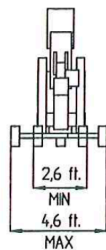
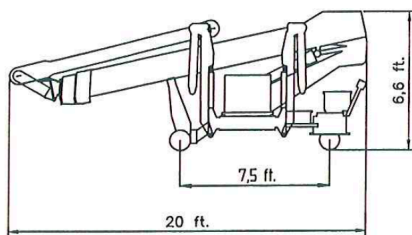
Measurement (when undercarriage is not elevated)



Optimized position



Standard position



Weight standard equipment \_\_\_\_\_ 5513 lb.

MAX. weight under wheels \_\_\_\_\_ 55,5 psi

MAX. surface pressure under 1 outrigger plate \_\_\_\_\_ 22,2 psi

### Standard equipment

Working height:	65.6 feet/20.0 m *
Basket height:	59.7 feet/18.2 m
Turret rotation:	375°
Jib rotation:	260°
Basket (steel) (W x L):	2.3 feet x 3.9 feet = 0.7 m x 1.2 m
Basket load:	440 lbs/200 kg

### Measurements (transport position):

Total height:	6.5 feet/1.98 m
Total length:	20 feet/6.10 m
Total width:	2.6 feet/0.79 m
Inclination/sloping (std drive):	5°/9%
Inclination/sloping (AWD):	10°/18%
Weight approx.	5500 lbs/2500 kg**

\* Outreach depends on positioning of outriggers and basket load.

\*\* Depending on optional equipment

### Standard performance and features:

- Access through 2.6 feet wide x 6.6 feet high door openings
- Automatic safety and stability system ensures optimum outreach and maximum safety
- 260° articulated jib, length 10 feet, ensures maximum flexibility and performance
- Multi-positioning outriggers allow individual adjustment and setting of each outrigger
- in both horizontal and vertical position
- Working height, up to 66 feet in the matter of minutes
- 24V battery power system, chargeable via 110V
- Self-propelled electro hydraulic drive system
- Full hydraulic telescoping of main booms
- 375° turret rotation, with integrated stop
- The hydraulic/manual outriggers can be levelled up to 8.5° of slope
- Due to its unique outrigger design, the ReachMaster can self-load on trucks and trailers
- Proportional control of all functions via joysticks
- Dual operation controls at turret and in the basket
- Comply with U.S and European CE-standards
- Manual pump system for lowering of the basket in case of emergency
- Not equipped with automatic wheel breaks
- Outriggers with hinged joints
- Slop alarm
- Automatic basket level


### Optional equipment that are included

- 180° hydraulic rotation basket
- White non-marking tire for helm turning wheel
- Air tires filled with foam
- Up to date 24V battery power system, chargeable via 110V
- Work around for driving lift with boom raised (needed to move lift over seats or pews)



## Pictures

Fits through a standard 36" door.





Outrigger with hinged joints



Reaches over obstacles





Up to 66'





Wheel atrium manlift in stowed position



Can morph to most situations. Each outrigger has three positions and outriggers have hinged joints.







Can be put into an empty pool

