

ReachMaster TS66 Orange Atrium Lift For Sale 2025

Reason: Retiring from Innovative Reach, Inc. rental of atrium manlift

Purchased: From rental company 2007

Extra features: Very capable 66' atrium manlift

- All logic is provided by relays and not a computer
- Outriggers with hinged joints
- Single person basket
- Three-wheel drive

Versatility: For use

- Each outrigger has three positions and outrigger hinged joints to morph into most situations
- Able to raise itself 4' to load onto a trailer, level the manlift or enter an empty pool

Wheel Atrium Manlift: Little special preparation for indoor movements and designed for commercial floor loading of 100lb/sqft (track systems can damage floors if not properly prepared)

Current condition: Very Good

Outrigger seals have been replaced several times over the years

Bottom swivels have been replaced

Pistons have been replaced to insure proper pressure

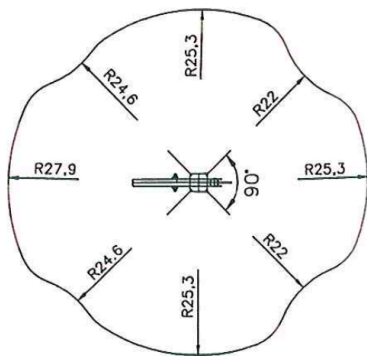
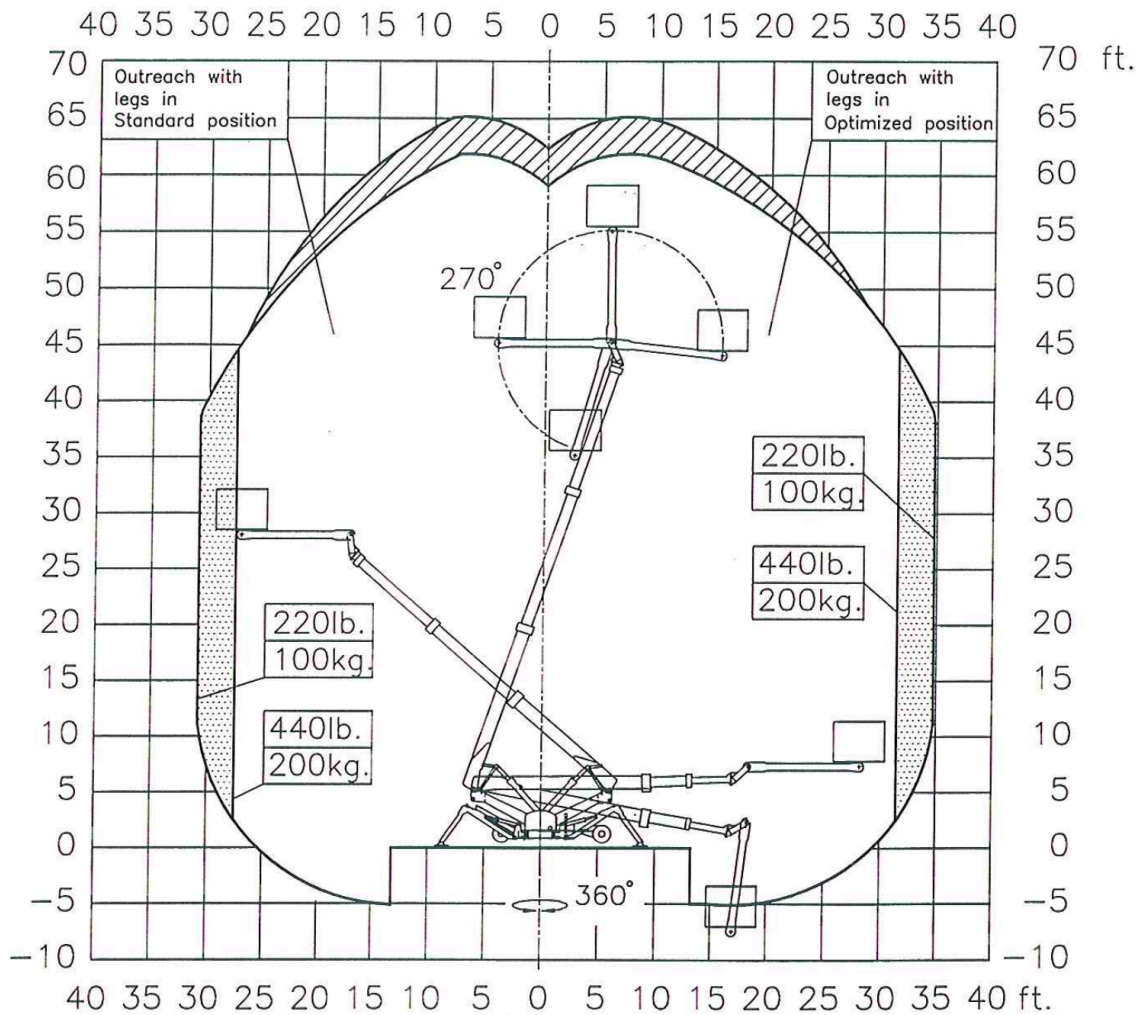
There are no known leaks that will cause a problem.

Manlift was certified every year from 2007 until 2020 during the Pandemic. Certification will be part of the sale process.

I rented this Atrium Manlift though the Mid-West and East-Coast from 2008 though today.

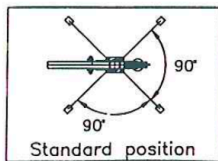
See below for all specifications.

TS66 ReachMaster

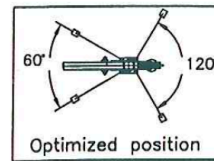


Outreach from center turret to center basket in standard position.

- Maximum outreach with 220lb. within this zone depending on leg position.
- Maximum outreach with 440lb. within this zone depending on leg position.
- Additional working height with legs fully extended.

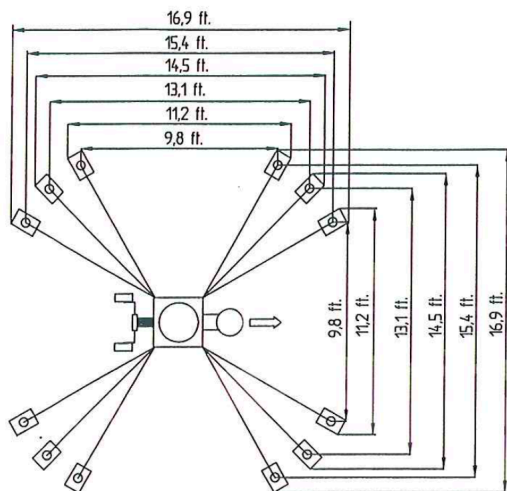


We reserve the right to make alternations.

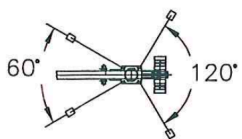


931-20100184 / TS66R

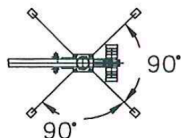
TS66 ReachMaster



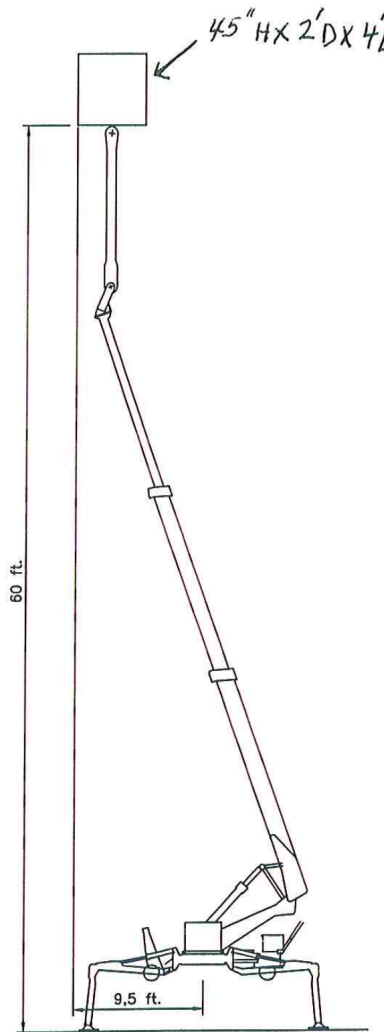
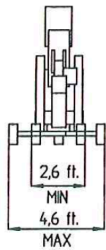
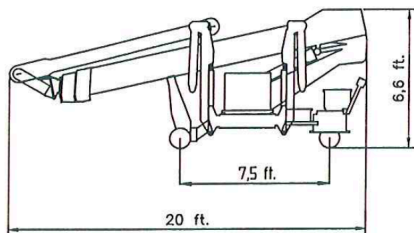
Measurement (when undercarriage is not elevated)



Optimized position



Standard position



Weight standard equipment _____ 5513 lb.

MAX. weight under wheels _____ 55,5 psi

MAX. surface pressure under 1 outrigger plate _____ 22,2 psi

Reach diagram ReachMaster TS 66 Orange

Manufactured 1996 with Serial # 665; 1452 hrs
Owned since 2007

Standard equipment

Working height:	65.6 feet/20.0 m *
Basket height:	59.7 feet/18.2 m
Turret rotation:	375°
Jib rotation:	260°
Basket (steel) (W x L):	2.3 feet x 3.9 feet = 0.7 m x 1.2 m
Basket load:	440 lbs/200 kg

Measurements (transport position):

Total height:	6.5 feet/1.98 m
Total length:	20 feet/6.10 m
Total width:	2.6 feet/0.79 m
Inclination/sloping (std drive):	5°/9%
Inclination/sloping (AWD):	10°/18%
Weight approx.	5500 lbs/2500 kg**

* Outreach depends on positioning of outriggers and basket load.

** Depending on optional equipment

Standard performance and features:

Access through 2.6 feet wide x 6.6 feet high door openings
Automatic safety and stability system ensures optimum outreach and maximum safety
260° articulated jib, length 10 feet, ensures maximum flexibility and performance
Multi-positioning outriggers allow individual adjustment and setting of each outrigger in both horizontal and vertical position
Working height, up to 66 feet in the matter of minutes
24V battery power system, chargeable via 110V
Self-propelled electro hydraulic drive system
Full hydraulic telescoping of main booms
375° turret rotation, with integrated stop
The hydraulic/manual outriggers can be levelled up to 8.5° of slope
Due to its unique outrigger design, the ReachMaster can self-load on trucks and trailers
Proportional control of all functions via joysticks
Dual operation controls at turret and in the basket
Comply with U.S and European CE-standards
Manual pump system for lowering of the basket in case of emergency
Not equipped with automatic wheel breaks
Outriggers with knee joint
Automatic wheel break

Optional equipment that are included


180° hydraulic rotation basket
White non-marking tire for helm turning wheel
Air tires filled with foam
Up to date 24V battery power system, chargeable via 110V
Slop alarm
Three-wheel drive

Innovative Reach, Inc.
Philip Koch
5505 Twin Knolls Dr
Cedar Rapids, IA 52411

319-900-5995
philip@innovativereach.com

Pictures


Fits through a standard 36" door.



Outriggers with hinged joints



Reach over objects



Up to 66'



Stowed wheel atrium manlift



Can morph to most situations. Each outrigger has three positions and outriggers have hinged joints.



Can be put into an empty pool

