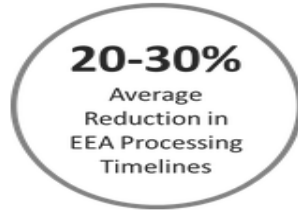


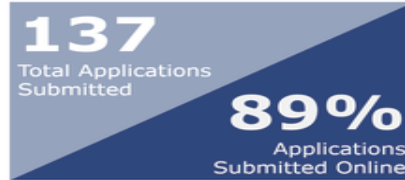
# MassDEP Story Board:

<https://eipas.jimdofree.com/>

As of November 31, 2018

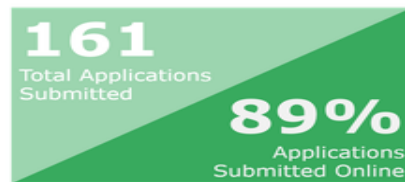


## Air Quality Permits



Allocated days averaged across all Air Quality permits, some permits have more allocated days than others.

## Toxic Use Reduction Planners



Allocated days averaged across all TURA permits, some permits have more allocated days than others.



# EEA Data Portal Analytics: Permit Data Dashboard

## Statewide MassDEP Permit Approvals by Town & Type

[Dashboard Help](#)

Choose Town(s) from dropdown menu or map

(Control click to choose more than one town)

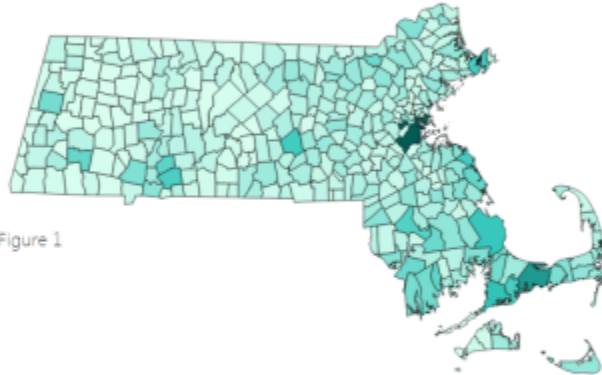


Figure 1

Count of Permit by Town and Selection Figure 2

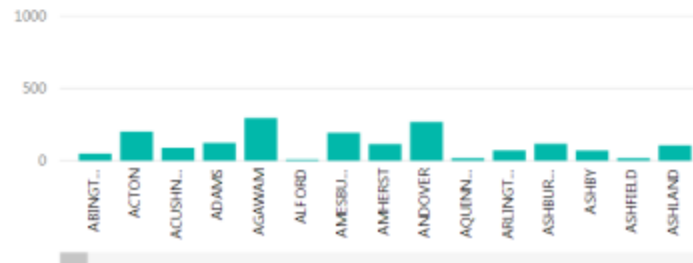


Figure 3

Permit type	Permit Count	Type Description
AQ01	1382	Plan Approval Limited
AQ02	1608	Plan Approval Non-Major Comprehensive
AQ03	32	Plan Approval Major Comprehensive
AQ08A	38	Emission Control Plan NOx/VOC State Only Review
<b>Total</b>	<b>51237</b>	

Figure 4

Count of Permit by Program and Selection



Figure 5

Permit Count by Type and Selection

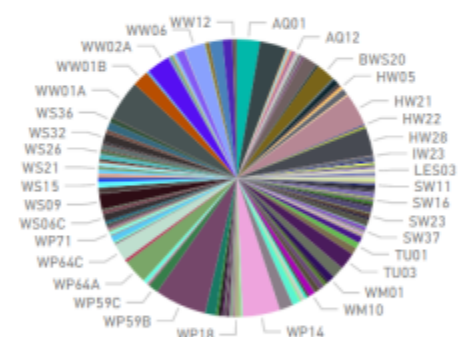


Figure 6

Town	Program	Facility Name	Type Description
ACTON	WATER SUPPLY/DRINKING WATER	ACTON INDOOR TENNIS ASSN	ABANDONMENT OF SOURCE
ACTON	WATER SUPPLY/DRINKING WATER	ACTON WATER SUPPLY DISTRICT	ABANDONMENT OF SOURCE
ACTON	WATER SUPPLY/DRINKING WATER	APPLEWOOD COMMUNITY CORP	ABANDONMENT OF SOURCE
ACTON	WATER SUPPLY/DRINKING WATER	GREAT ROAD CONDOMINIUM TRUST	ABANDONMENT OF SOURCE
ACTON	WATER SUPPLY/DRINKING WATER	RICHMOND HOUSE APTS SUMMIT RLTY	ABANDONMENT OF SOURCE
ACTON	WATER SUPPLY/DRINKING WATER	WAMPUS AVENUE APTS	ABANDONMENT OF SOURCE

