

# Garden Gate's 2009 CONTAINER CHALLENGE BONUS PLANS

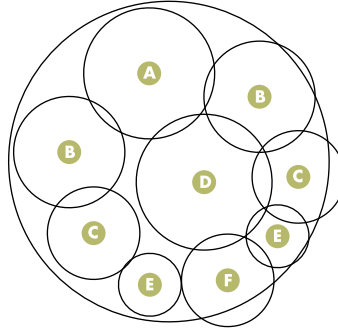
## Color for part shade

Patty Sutherland, Minnesota

Talk about easy-care — this container is full of plants that look great with hardly any help from you. Consistent moisture is the only thing you need to do to keep it looking good.

### PLANT LIST (number to plant)

- A** Coleus *Solenostemon* 'Limelight' (1)
- B** Begonia *Begonia* Angel Wing Pink (2)
- C** Impatiens *Impatiens* Fiesta™ Olé Salmon (2)
- D** Coleus *Solenostemon* Wizard™ Coral Sunrise (1)
- E** Creeping Jenny *Lysimachia nummularia* 'Goldilocks' (2)
- F** New Guinea impatiens *Impatiens* hybrid (1)



Container is 20 in. in diameter



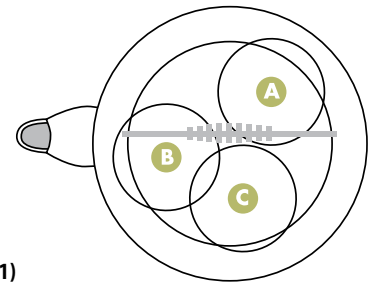
## Cozy teakettle

Karen Dozier, Iowa

Don't throw that old leaky teakettle out: Drill a few extra holes in the bottom and fill it with flowers like Karen did! Since it's so small, keep it in part shade and water daily.

### PLANT LIST (number to plant)

- A** Petunia *Petunia* Madness™ Plum Crazy Improved (1)
- B** Lobelia *Lobelia erinus* 'Riviera Blue Eyes' (1)
- C** Lobelia *Lobelia erinus* 'Regatta Rose' (1)



Container is a 4-quart tea kettle, 9 in. diameter base with 6 in. mouth



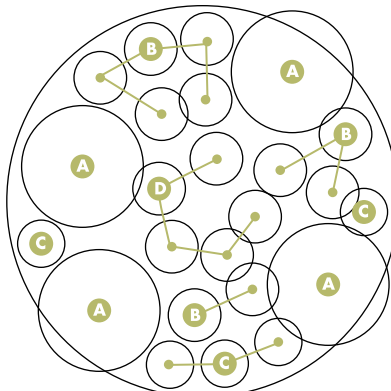
## Bulb bonanza

Macel Posey, Oregon

To chill the bulbs in this container, Macel left it outside in a protected spot all winter. In spring she got to enjoy the sunny daffodils, tulips, hyacinths and pansies. She let the bulb foliage turn brown before pulling them out and planting them in the garden for another spring of blooms.

### PLANT LIST (number to plant)

- A** Pansy *Viola* hybrid (4)
- B** Tulip *Tulipa* hybrid (10)
- C** Grape hyacinth *Muscari ameniacum* (5)
- D** Daffodil *Narcissus* 'King Alfred' (5)



Container is 24 in. in diameter





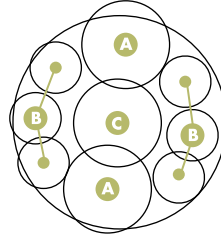
## Shady and sophisticated

Sylvia Murdoch, Ohio

Sylvia found that an eastern exposure works best for this plan. Morning light gives black mondo grass foliage its best color, and there's still enough sun to encourage the salvia to bloom. Pinch the polka dot plant back occasionally to keep it tidy.

### PLANT LIST (number to plant)

- A** Mondo grass *Ophiopogon planiscapus* 'Nigrescens' (2)
- B** Polka dot plant *Hypoestes phyllostachya* (6)
- C** Salvia *Salvia lyrata* 'Purple Knockout' (1)



Container is 10 in. in diameter

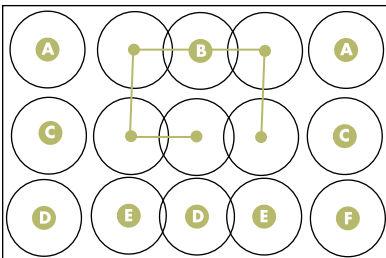
## Perfectly purple

Jennifer VanWagner, Michigan

You can't tell from the photo, but this container is really the lid of an old grill. Jennifer left the vent in the top open for drainage. To keep these sun-loving plants compact and in scale with the container, pinch stems back if they get too tall.

### PLANT LIST (number to plant)

- A** Petunia *Petunia Madness™* Royal (2)
- B** Petunia *Petunia Madness™* Plum Crazy Improved (6)
- C** Verbena *Verbena* 'Obsession Blue With Eye' (2)
- D** Torenia *Torenia Clown™* Violet (2)
- E** Ageratum *Ageratum houstonianum* (2)  
'Blue Danube'
- F** Torenia *Torenia Clown™* White Blush (1)



Container is 24 in. long by 16 in. wide and 5 in. deep

