

April 29, 2016

FOOD DEMOCRACY NOW!

Anresco No. 320160506

## Sample Information

**Product**  
Eleven Samples of Chips Marked As Follows:

1. Lay's Potato Chips Classic	2. Lay's Barbecue Flavored Potato Chips
3. Lay's Cheddar & Sour Cream Flavored Potato Chips	4. Lay's Kettled Cooked Original
5. Lay's Kettled Cooked Original 40% Less Fat(Sea Salt and Vinegar)	6. Ruffles Original
7. Ruffles Cheddar and Sour Cream	8. Doritos (original- Nacho Cheese - 10 oz)
9. Doritos Cool Ranch	10. Fritos (original) (100% Whole Grain)
11. Sun Chips	

**Sampling Received**  
Received from Client.  
March 29, 2016

## Analytical Results

**Analysis Method**  
Glyphosate and Aminomethylphosphonic Acid (AMPA)  
Simultaneous LC-MS/MS Analysis of Glyphosate, Glufosinate, and Their Metabolic Products in Beer, Barley Tea, and Their Ingredients  
Biosci, Biotechnology, Biochem 77 (11), 2218-2221, 2013

**Analysis Date**  
March 29, 2016 to April 29, 2016

**Analyst**  
Edmund Moy

### Findings

<u>Sample ID</u>	<u>Amount Glyphosate (ppb)</u>	<u>Amount AMPA (ppb)</u>
1. Lay's Potato Chips Classic	No Recovery	No Recovery
2. Lay's Barbecue	No Recovery	No Recovery
3. Lay's Cheddar & Sour Cream	No Recovery	No Recovery
4. Lay's Kettled Cooked Original	452.71*	No Recovery
5. Lay's Kettled Cooked Sea Salt and Vinegar	No Recovery	No Recovery
6. Ruffles Original	No Recovery	No Recovery
7. Ruffles Cheddar and Sour Cream	No Recovery	No Recovery
8. Doritos Nacho Cheese	No Recovery	No Recovery
9. Doritos Cool Ranch	481.27*	No Recovery
10. Fritos (original) (100% Whole Grain)	174.71*	No Recovery
11. Sun Chips		No Recovery

Limit of Quantitation: 5 ppb

\*These samples exhibit very low recovery and/or response. The above amounts found are rough estimates at best and may not represent an accurate representation of the sample.


Reported by  
**Anresco, Inc.**



**Vu Lam**  
Senior Chemist




**Edmund Moy**  
Senior Chemist



April 15, 2016

FOOD DEMOCRACY NOW!

Anresco No. 320160503

## Sample Information

**Product** Five Samples of General Mills Marked As Follows:  
 1. Cheerios - 100% Whole Grain Oats (8.9 oz)  
 2. Honey Nut Cheerios - Whole Grain Oats - (12.25 oz)  
 3. Wheaties - Toasted whole Wheat Flakes (15.6 oz)  
 4. Trix (10.7 oz)  
 5. Total Whole Grain (10.6 oz)

**Sampling Received** Received from Client.  
 March 29, 2016

## Analytical Results

**Analysis Method** Glyphosate and Aminomethylphosphonic Acid (AMPA)  
 Simultaneous LC-MS/MS Analysis of Glyphosate, Glufosinate, and Their Metabolic Products in Beer, Barley Tea, and Their Ingredients  
 Biosci, Biotechnology, Biochem 77 (11), 2218-2221, 2013

**Analysis Date** April 11, 2016 to April 15, 2016  
**Analyst** Edmund Moy

Findings	Sample ID	Amount Glyphosate (ppb)	Amount AMPA (ppb)
	1. Cheerios	1125.3 ppb	26.4 ppb
	2. Honey Nut Cheerios	670.2 ppb	14.5 ppb
	3. Wheaties	31.2 ppb	None Detected
	4. Trix	9.9 ppb	None Detected
	5. Total Whole Grain	Below LoQ	None Detected

Limit of Quantitation: 5 ppb

Reported by  
**Anresco, Inc.**



Vu Lam  
 Senior Chemist




Edmund Moy  
 Senior Chemist



April 15, 2016

FOOD DEMOCRACY NOW!

Anresco No. 320160504

## Sample Information

**Product** Five Samples of Kelloggs Marked As Follows:  
 1. Corn Flakes (18 oz)  
 2. Raisin Bran (Post) Whole Grain Wheat & Bran Cereal (20 oz)  
 3. Kashi - Organic Promise (16.3 oz)  
 4. Special K - Original Toasted Rice Cereal (12 oz)  
 5. Frosted Flakes Kelloggs (10.5 oz)

**Sampling Received** Received from Client.  
 March 29, 2016

## Analytical Results

**Analysis Method** Glyphosate and Aminomethylphosphonic Acid (AMPA)  
 Simultaneous LC-MS/MS Analysis of Glyphosate, Glufosinate, and Their Metabolic Products in Beer, Barley Tea, and Their Ingredients  
 Biosci, Biotechnology, Biochem 77 (11), 2218-2221, 2013

**Analysis Date** April 11, 2016 to April 15, 2016  
**Analyst** Edmund Moy

<b>Findings</b>	<b>Sample ID</b>	<b>Amount Glyphosate (ppb)</b>	<b>Amount AMPA (ppb)</b>
	1. Corn Flakes	78.9 ppb	Below LoQ
	2. Raisin Bran	82.9 ppb	None Detected
	3. Kashi - Organic Promise	24.9 ppb	None Detected
	4. Special K	74.6 ppb	None Detected
	5. Frosted Flakes	72.8 ppb	None Detected

Limit of Quantitation: 5 ppb


Reported by  
**Anresco, Inc.**



Vu Lam  
 Senior Chemist




Edmund Moy  
 Senior Chemist



April 29, 2016

FOOD DEMOCRACY NOW!

Anresco No. 320160506

## Sample Information

**Product** Ten Samples of Cookies Marked As Follows:

1. Annies Gluten Free - Cocoa and Vanilla Bunny Cookies	2. Nabisco Barnum's Animals Crackers
3. Nabisco Oreo Original	4. Nabisco Oreo Double Stuff
5. Nabisco Oreo Double Stuff Golden	6. Nabisco Chips Ahoy!
7. Little Debbie - Oatmeal Creme Pies	8. Kashi Oatmeal Dark Chocolate - Soft Baked Cookies
9. Snackwells Devil's Food Cookies	10. Lucy's Oatmeal Cookies

**Sampling Received** Received from Client.  
March 29, 2016

**Analysis Method**

## Analytical Results

**Analysis Date** Glyphosate and Aminomethylphosphonic Acid (AMPA)  
**Analyst** Simultaneous LC-MS/MS Analysis of Glyphosate, Glufosinate, and Their Metabolic Products in Beer, Barley Tea, and Their Ingredients  
Biosci, Biotechnology, Biochem 77 (11), 2218-2221, 2013


**Findings** March 29, 2016 to April 29, 2016  
**Sample ID** Edmund Moy

	<u>Amount Glyphosate (ppb)</u>	<u>Amount AMPA (ppb)</u>
1. Annies Gluten Free - Cocoa and Vanilla Bunny Cookies	55.13*	No Recovery
2. Nabisco Barnum's Animals Crackers	None Detected	No Recovery
3. Nabisco Oreo Original	289.47*	No Recovery
4. Nabisco Oreo Double Stuff	140.90*	No Recovery
5. Nabisco Oreo Double Stuff Golden	215.4*	No Recovery
6. Nabisco Chips Ahoy!	None Detected	No Recovery
7. Little Debbie - Oatmeal Creme Pies	264.28*	No Recovery
8. Kashi Oatmeal Dark Chocolate - Soft Baked Cookies	275.58*	No Recovery
9. Snackwells Devil's Food Cookies	None Detected	No Recovery
10. Lucy's Oatmeal Cookies	452.44*	No Recovery


Limit of Quantitation: 5 ppb

\*These samples exhibit very low recovery and/or response. The above amounts found are rough estimates at best and may not represent an accurate representation of the sample.

Reported by  
**Anresco, Inc.**



**Vu Lam**  
Senior Chemist




**Edmund Moy**  
Senior Chemist



April 29, 2016

FOOD DEMOCRACY NOW!

Anresco No. 320160506

## Sample Information

**Product** Ten Samples of Crackers Marked As Follows:

1. Pepperidge Farm - Goldfish Crackers - (original cheddar)	2. Pepperidge Farm – Goldfish Crackers - (colors)
3. Pepperidge Farm – Goldfish Crackers - (Cheddar Made with Whole Grains)	4. Cheez-Its (Original)
5. Cheez-Its Whole Grain	6. Ritz
7. Triscuits	8. Stacy's Pita crackers
9. 365 Whole Foods Golden Round crackers	10. Back to Nature Crispy cheddar crackers

**Sampling Received** Received from Client.  
March 29, 2016

## Analytical Results

**Analysis Method** Glyphosate and Aminomethylphosphonic Acid (AMPA)  
Simultaneous LC-MS/MS Analysis of Glyphosate, Glufosinate, and Their Metabolic Products in Beer, Barley Tea, and Their Ingredients  
Biosci, Biotechnology, Biochem 77 (11), 2218-2221, 2013


**Analysis Date** March 29, 2016 to April 29, 2016  
**Analyst** Edmund Moy

Findings	<u>Amount Glyphosate (ppb)</u>	<u>Amount AMPA (ppb)</u>
<b>Sample ID</b>		
1. Goldfish Crackers - original	18.40	No Recovery
2. Goldfish Crackers - colors	8.02	No Recovery
3. Goldfish Crackers - Whole Grains	24.58	No Recovery
4. Cheez-Its (Original)	24.60	No Recovery
5. Cheez-Its Whole Grain	36.25*	No Recovery
6. Ritz	270.24	No Recovery
7. Triscuits	89.68	No Recovery
8. Stacy's Pita crackers	812.53	No Recovery
9. 365 Whole Foods Golden Round	119.12*	No Recovery
10. Back to Nature Crispy cheddar	327.22*	No Recovery

Limit of Quantitation: 5 ppb

\*These samples exhibit very low recovery and/or response. The above amounts found are rough estimates at best and may not represent an accurate representation of the sample.

Reported by  
**Anresco, Inc.**



Vu Lam  
Senior Chemist




Edmund Moy  
Senior Chemist

