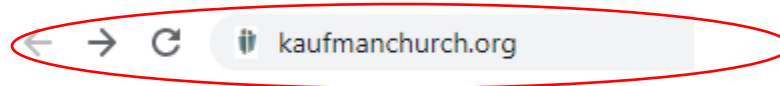


KCOC – How to setup Online Giving

Start the browser of your choice – Google Chrome, Mozilla Firefox, Internet Explorer, etc.

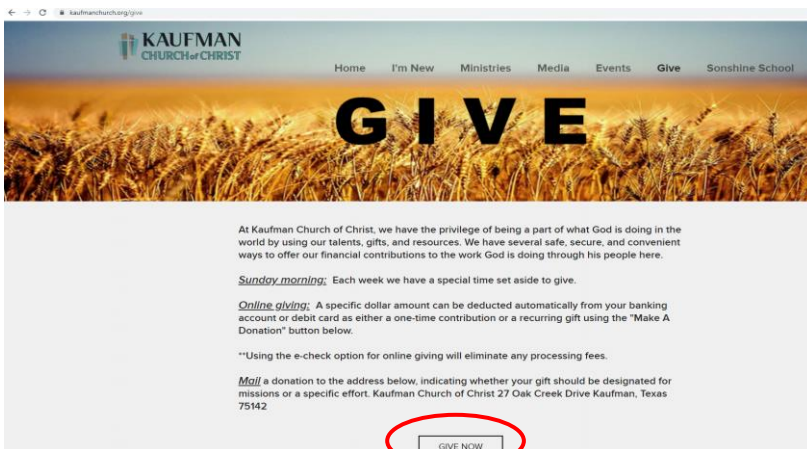
Go to



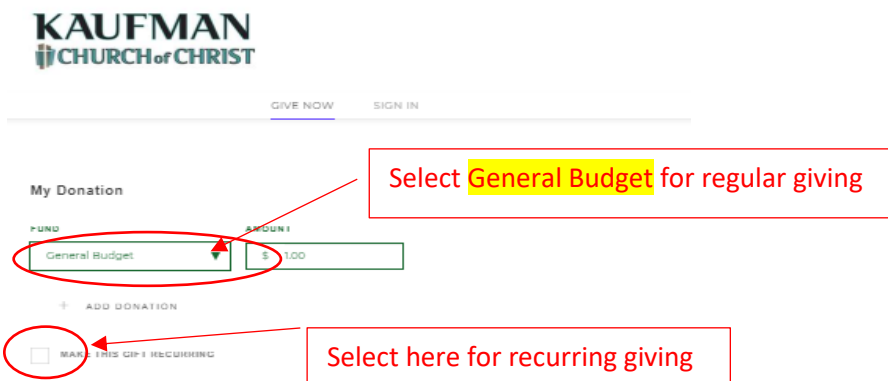
After the online scrolling reaches this graphic, select anywhere on the screen



You will then be taken to this screen. Then select **GIVE NOW** at the bottom.



You will then be taken to this screen. Complete all fields according to notes below.



Here you will need to REGISTER FOR AN ACCOUNT or SIGN IN if you already have an account

EMAIL ADDRESS

PASSWORD

[Forgot Password?](#)

SIGN IN

New? [REGISTER FOR AN ACCOUNT](#) >

OR

Register for an account

If this is your first time giving online, provide the information below to create your SimpleGive account.

FIRST NAME

LAST NAME

ADDRESS

CITY

STATE

ZIP CODE

EMAIL ADDRESS

Email address used for sign in and receiving confirmation emails

PASSWORD

CONFIRM PASSWORD

ENVELOPE NUMBER *optional*

CANCEL

REGISTER

You have 2 choices:

CREDIT CARD (there will be a fee, including debit card) OR BANK ACCOUNT (there is NO fee for bank account)

I'd Like To Give By

CREDIT CARD

BANK ACCOUNT

NAME ON CARD

CARD NUMBER



EXPIRATION

CVV2

Billing Information

STREET ADDRESS

ZIP CODE

EMAIL ADDRESS

ENVELOPE NUMBER *optional*

TOTAL: \$1.00

SUBMIT!

RECOMMENDED

I'd Like To Give By

CREDIT CARD

BANK ACCOUNT

NAME ON ACCOUNT

ACCOUNT TYPE

Please select one...

ROUTING NUMBER

ACCOUNT NUMBER

Billing Information

STREET ADDRESS

ZIP CODE

EMAIL ADDRESS

ENVELOPE NUMBER *optional*

TOTAL: \$1.00

SUBMIT!