

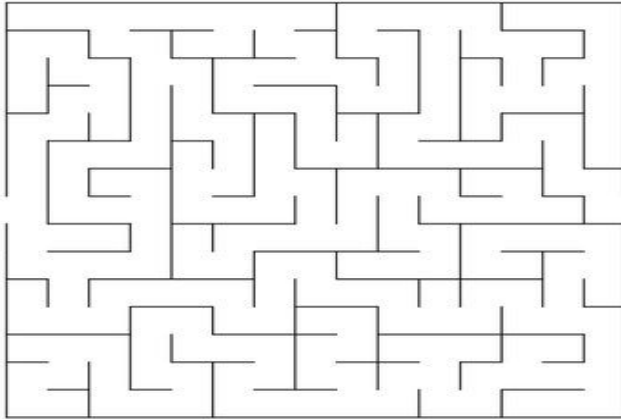


HYMN OF THE MONTH:


Fill in the missing vowels.

__LL S__FF__C__ __NT M__R__T


Help the children find God's Word.



God's
Word




TRACE
THE
LINES
and
COLOR



MY WORSHIP BULLETIN

Name: _____

THE HARVEST IS PLENTIFUL



PARENTS: Help your child love to worship God!

- Encourage your child to visit the bathroom before Worship begins, not during.
- Encourage your child to take part in the service. Have your child stand and participate during singing and scripture reading.
- Promote the sermon time as the time for filling out their bulletin, note taking, and sitting quietly.
- Teach them to look at the worship leaders in front.
- At the end of service, praise the child who has behaved well.





Memory Verse: Matthew 9:37, 38

Look up the Memory Verse in your Bible and fill in the blanks (ESV)



Then he said to his _____,
 "The _____ is
 _____, but the
 laborers are _____; therefore _____
 earnestly to the _____ of the harvest
 to _____ out laborers into his harvest."

**COUNT THE PRAYING HANDS.
 WRITE THE COUNT IN THE BOX.**

			
<div></div>	<div></div>	<div></div>	<div></div>

PEOPLE I can
pray for...

Today, I am thankful for...

Who can you show
love to this week?

I love...

Draw a picture of something you heard in the sermon.

WHERE IN
THE BIBLE?

Book:

Chapter:

Verses:

Are we learning
from the
OLD
TESTAMENT
or the
NEW
TESTAMENT?



Sermon Listening

How Many Times Do You Hear Each Word In The Sermon?

God.....	0	0	0	0	0	0	0	0	0	0
Jesus.....	0	0	0	0	0	0	0	0	0	0
Blameless.....	0	0	0	0	0	0	0	0	0	0
Pray	0	0	0	0	0	0	0	0	0	0
Repent.....	0	0	0	0	0	0	0	0	0	0
Holy	0	0	0	0	0	0	0	0	0	0
Spirit.....	0	0	0	0	0	0	0	0	0	0
Paul	0	0	0	0	0	0	0	0	0	0
Word	0	0	0	0	0	0	0	0	0	0