



whimsicality
games



Learn the genres of the Bible.
Collect them too!

HOW TO PLAY:

Give each player a random Genre card. Keep it a secret! A player's objective is to collect as many books as their Genre card needs them to.

Deal out 8 cards to each person.

Player with the most letters in their full name goes first.

Game play goes like this:

1. Each player will do three things during their turn.

- 1-Draw
- 2-Trade
- 3-Bank

1 - Draw. The player may choose to take the top card of the Draw Pile OR take any face up card from the bank.

2 - Trade. The player must then trade one of their cards for another player's card. The current player gets to choose which player to trade with, but that player can choose which card they wish to give.

3 - Bank. To end their turn, the player must put cards in the bank until he or she only has eight in their hand. To make room for that new card, in the bank, the player will choose an old bank card to put in the discard pile.

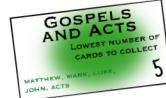
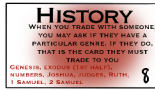
2. Game play continues around the circle with each player following the Draw, Trade, Bank order.

3. The first player to have all the cards in their Genre, wins the game!

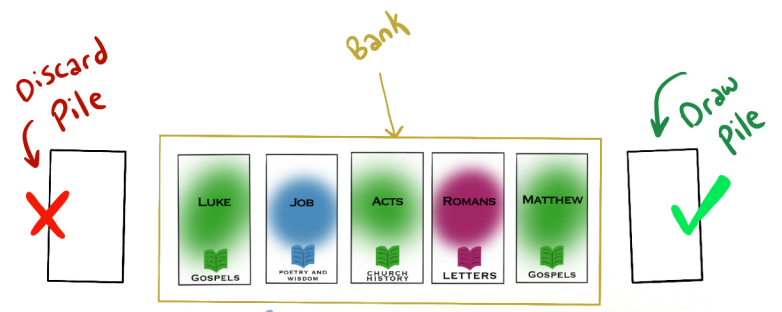
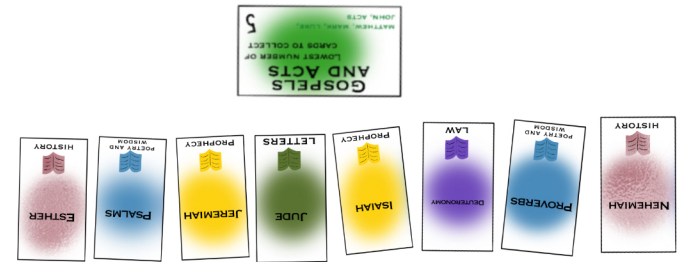
special cards:

if a player has a special card in their hand at the start of the game, they may use it during their first turn, before or after they draw. the specials will often give the player extra cards. that player will need to bank down to eight at the end of their turn.

They look like this:



HERE'S WHAT A GAME MAY LOOK LIKE:



Lay 5 cards from the draw pile onto the bank at the start of the game.

