



Teaching Guide

- FOR ELEMENTARY -



STUDENTS USE ADVENTURE GUIDE OR EXPLORER'S GUIDE
DEVOTIONAL STUDY GUIDES



SEPTEMBER/OCTOBER 2025

Volume 22 • Number 1

ISSN 2151-0296

Curriculum Director: Katie Greenwood

Senior Editor: Janiece Waldrop

Editor: Kathy Murphy

Design Manager: Andrea Young

Design: Angelia Duke

A list of contributing writers is available at D6EveryDay.com

Executive Director & CEO: Ron Hunter Jr., Ph.D.

Elementary Teaching Guide is published bi-monthly by

D6 Family Ministry, 114 Bush Road, Nashville, Tennessee 37217.

Board Members: Paul Bryant, Chair; Jay Baines, Vice Chair; Kendall Ross, Clerk; Kevin Barnett, Darin Gibbs, Ryan Giles, Mark Price, Rick Taylor, and Tim York

Copyright © 2025 D6 Family Ministry,

114 Bush Road Nashville, Tennessee 37217

All Rights Reserved. No reproduction permitted
without permission under penalty of law.

D6family.com


ORDER INFORMATION

To order products mentioned in this publication,
please call **1-800-877-7030**.



D6EveryDayFoundations | Kids





ELEMENTARY TEACHING GUIDE

Lesson 1 September 7, 2025	What's Your Attitude?.....	4
Lesson 2 September 14, 2025	A Change of View	9
Lesson 3 September 21, 2025	The Lord's Prayer	14
Lesson 4 September 28, 2025	Seek God First.....	19
Lesson 5 October 5, 2025	Build Your Faith on a Solid Foundation.....	24
Lesson 6 October 12, 2025	Living for Jesus.....	29
Lesson 7 October 19, 2025	Live Like Jesus	34
Lesson 8 October 26, 2025	Run the Race and Finish Strong	39

Be joyful because of all Christ has done for you.

WELCOME TO THE ELEMENTARY TEACHING GUIDE

The *Elementary Teaching Guide* is the leader's guide for those who teach elementary: kindergarten–fifth grade. This teaching guide will help your students know God through the study of His Word and learn to apply and live out those truths. The *Teaching Guide* and *Teaching Essentials* for this age group are part of the D6 family of Sunday School/Bible study curriculum for all ages. D6 is a reference to the Scriptural teaching that says parents are to be the primary spiritual leaders for their children (Deuteronomy 6:5-9). D6 EveryDay Foundations curriculum provides a three-year study of the story of the Bible, helping lead the entire family to interact around the same biblical themes. Elementary–adult family themes correlate weekly and preschool themes align with them as much as possible.

IMPORTANT ELEMENTS IN THE TEACHING GUIDE

Scripture Text—The Scripture from which the lesson and family theme are based.

Lesson Objective—Identifies what you want learners to take away from the lesson.

Family Theme—The weekly theme that ages kindergarten–adult will focus on. The lessons are written and designed to be age-appropriate, yet still encourage family conversations about God's Word.

Application Verse—This verse correlates with the lessons and provides intentional focus for students to apply the verse to their lives and not just memorize the words (James 1:22). Posters and handouts are available in KJV, ESV, NKJV, and NIV translations.

Preparation Checklist—Provides a list of what is needed for the different parts of the lesson whether it is a Teaching Essential or additional items.

D6Digital—D6 EveryDay Foundations curriculum is available in a digital format. Study from your laptop, tablet, or smartphone. Go to d6curriculum.com or call 800.877.7030 for more information.

D6 EveryDay Foundations curriculum is built around the CLEAR Learning system, which uses five important steps to help children learn and participate in every lesson. These five steps are:

CONNECT: These are the opening activities for each lesson, designed to grab attention and help connect the students to the lesson. Two options are provided so teachers can choose the activity that best fits their students and classroom setting.

LEARN: *What does the Bible say?* This section answers this question by digging into the biblical text and explaining it in ways the students can understand.

EXPLORE: This section digs deeper to provide additional teaching and reinforcement of biblical truths presented in the lesson.

APPLY: This section places an emphasis on the application of God's Word in personal ways, including the learning of God's Word through an application verse.

RESPOND: This final section in each lesson encourages and challenges students to use what they have learned and live it out everyday.



ELEMENTARY COMPONENTS

The *D6 EveryDay Foundations* curriculum *Elementary Teaching Essentials* provides the tools needed to most effectively teach kindergarten-fifth grade. Teaching pictures and posters, application verse posters, and reproducible pages are included. Teaching pictures and posters are the four-color visuals used in teaching the lessons. They are printed front and back. Reproducible pages can include dramas, reader's theaters, craft templates, etc. Each *Teaching Essential* will have a TE number on it. The first number tells the lesson it was first used in, and the second number shows the order it was used in the lesson. Typically, the only TEs that will be used in more than one lesson are the application verse poster, activity pieces, and any connecting tie-in pieces for each "unit." The *Teaching Essentials* kit also includes an *Elementary Teaching Guide* and reproducible take-home sheets: *Field Notes*.


What are Field Notes? They are the weekly link between the class and home. These two-sided reproducible sheets are designed to reinforce the weekly lesson and theme through age-appropriate activities. One side provides a worksheet activity to be used in the classroom. Two options are provided for the classroom use—one for younger students (y) and the other for older students (o). Make the number of copies of each that best fits your students. For example, if you have four younger students who are not yet reading well and five who are older, make four copies of the (y) *Field Notes* and five of the (o) *Field Notes*. Follow the directions for each of the *Field Notes* as indicated in the *Teaching Guide*.

The other side of the *Field Notes* is to be utilized at home. It provides the family theme, Scripture text, application verse, lesson objective, and the *Next Step* for the lesson. It also includes an activity for the family to do together to continue conversations about the lesson and theme.

AT-HOME RESOURCES



Adventure Guide is the devotional study guide for students in kindergarten–second grade. It is a tool designed to help the student establish the habit of spending daily time with God in His Word. This devotional study guide features daily devotions, which help reinforce the weekly theme of the lesson learned at church. It also features fun pages, age-appropriate articles to increase biblical knowledge, a pull-out poster, a short story (*Adventures With Hodie*), and *God's Amazing Creatures*, which highlights one of God's creations.



Explorer's Guide is the devotional study guide for students in third–fifth grade. It is a tool designed to help the student grow the habit of spending daily time with God in His Word. This devotional study guide features daily devotions, which help reinforce the weekly theme of the lesson learned at church. It also features fun pages, age-appropriate articles to increase biblical knowledge, a pull-out poster, and *God's Amazing Creatures*, which highlights one of God's creations. Occasionally, it will also include a recipe, craft, or short story (*Tales From Explorer's Academy*).

Devotional study guides for use at home are available for everyone in your family. To order, visit www.d6family.com.

One of your most important roles as a church leader to elementary students will be to encourage and help guide them in their spiritual journey. For additional tips and guidelines for talking with children about salvation, go to www.d6everyday.com to download *Talking With Children About Spiritual Matters*.



WHAT'S YOUR ATTITUDE?

PREPARATION CHECKLIST:

CONNECT

Option 1

___ TE 1-1

Option 2

___ TE 1-2

___ Scissors

___ Colored pencils

___ Salt

___ Flashlight

LEARN

___ TE 1-3

___ TE 1-4

___ *Field Notes* 1

___ Scissors

APPLY

___ TE 1-5

___ Flashlight

RESPOND

___ *Field Notes* 1

TEXT:

Matthew 5:1–16

LESSON OBJECTIVE:

Jesus taught attitudes (called Beatitudes) for us to live out in our everyday lives. Live out the Beatitudes in your life so you can be salt and light in the world.

APPLICATION VERSE:


Matthew 5:16

FAMILY THEME:


The Blessings of Everyday Discipleship

TAKE NOTE

Go to www.d6family.com to view additional teaching tips for this age group.



TE 1-1



TE 1-2

CONNECT

Choose one of these two options to help students transition into the classroom and get started with the lesson.

Option 1

Items Needed: TE 1-1

Display TE 1-1 and point to the different emotions as you name them. **These are just some of the emotions, feelings, and attitudes we experience on a daily basis. Have you ever seen someone's facial expression and had a pretty good idea of his or her attitude or how he or she was feeling?** Encourage response. **Our attitudes are often communicated through our facial expressions and body language. Today we are going to learn about some attitudes Jesus taught which are important not only to our relationship with God, but also with others. As part of God's family, we should reflect these attitudes in our everyday lives.**

Option 2

Items Needed: TE 1-2

Scissors

Before class, cut apart the cards from TE 1-2 and place them face down. Display TE 1-2 and name each of the different emotions. Form small groups with the students and make sure there is one in each group that isn't shy or hesitant to act in front of others. Allow each group to choose a card and quickly come up with some actions to demonstrate the emotion or feeling on their card. Let each group act out the emotion and let the other students guess which one it is using the chart from TE 1-2. Continue as time allows. **These are just some of the emotions, feelings, and attitudes we experience on a daily basis. Have you ever seen someone's facial expression and had a pretty good idea of his or her attitude or how he or she is feeling?** Encourage response. **Our attitudes are often communicated through our facial expressions and our body language. Today we are going to learn about some attitudes Jesus taught which are important not only to our relationship with God, but also with others. As part of God's family, we should reflect these attitudes in our everyday lives.**

LEARN

Items Needed: TE 1-3—TE 1-4

Field Notes 1

Scissors

Colored pencils

Salt

Flashlight

Before class, copy *Field Notes* 1 for every student. Also, cut apart the strips from TE 1-4. Display TE 1-3. **Jesus taught His disciples and those who came to hear Him about God's kingdom and how to live as true followers of God. Today we will learn from Jesus' Sermon on the Mount which is found in Matthew 5. Jesus taught the people how to have a new way of life when they demonstrate eight different attitudes, called the Beatitudes. Each of these Beatitudes begin with the words, "Blessed are." What does it mean to be blessed?** Encourage response. **Being blessed means we have God's approval and the joy that comes from living in ways that please Him. Let's look closely at these different attitudes and the rewards that comes as a result of demonstrating the attitudes in our lives.** Distribute *Field Notes* 1 and colored pencils to the students. Have the students color the corresponding petal as you talk about each Beatitude. After reading each Beatitude, display the attitude from TE 1-4 along with the blessing that goes with each one to form two columns (see sidebar).

Read or have a student read Matthew 5:3 aloud. **The phrase *poor in spirit* is a little hard for us to understand because it's one we don't often use. Being poor in spirit is not about money or material things, but rather our attitude when we understand we are not enough and we need God. Being poor in spirit means we understand we cannot save ourselves; we need a Savior. The blessing that comes as a result of this attitude is the Kingdom of Heaven, a friendship with God and living forever with Him in Heaven.**

Read or have a student read Matthew 5:4 aloud. **Do any of you know what it means to *mourn*?** Encourage response. **Mourning is having a deep sorrow or sadness for someone who has died or for a significant loss (end of a friendship, marriage, etc.). As Christians, we receive the blessing of God's comfort.**

Read or have a student read Matthew 5:5 aloud. **Jesus wants us to have a *meek* attitude. The opposite of meekness is pride—not the pride of doing your best, but when you put yourself first or think you can do something without God. Being meek isn't being weak as the world sees this quality, but is a quality of being humble, gentle, and genuine. The blessing is the meek will inherit the earth. God wants His people to think of, care for, help, and serve others.**

Read or have a student read Matthew 5:6 aloud. **Jesus wants us to *pursue righteousness*. Do any of you know what the word *righteousness* means?** Encourage response. **In its simplest meaning, righteousness means right living, according to God's holy standards. We learn how to do that as we study the Bible and grow to be more like Jesus. It is only through a relationship with Him that we receive fulfillment.**

Read or have a student read Matthew 5:7 aloud. **Jesus wants us to have the attitude of *mercy*. Do any of you know what mercy is?** Encourage response. **Mercy is not getting a deserved punishment. Giving mercy is like throwing a boomerang—it usually comes back to you. The blessing for having a merciful attitude is that we are shown abundant mercy by God, whose mercy never ends.**

Read or have a student read Matthew 5:8 aloud. **The heart in this verse is not referring to our physical heart, but our spiritual heart, which is tied to what**

TAKE NOTE

Encourage students to find Matthew 5 in their Bible.



TE 1-3


TAKE NOTE

Poor in Spirit → Kingdom of Heaven


Those who mourn → Comfort

The meek → Inherit the earth

Those who pursue righteousness → Be filled



Field Notes 1 (Y)



Field Notes 1 (O)

Attitudes	Blessings
Poor in spirit	Kingdom of Heaven
Those who mourn	Comfort
The meek	Inherit the earth
Pursue righteousness	Be filled
The merciful	Be shown mercy
The pure in heart	See God
Peacemakers	Called sons and daughters of God
Those who are persecuted for righteousness' sake	Reward in Heaven

TE 1-4

TAKE NOTE

Merciful → Be shown mercy

Pure in heart → See God

Peacemakers → Called sons and daughters of God

Those who are persecuted for righteousness' sake → Reward in Heaven



BUILDING BLOCKS

Jesus' best-known sermon, the Sermon on the Mount, is recorded in Matthew 5–7.

we value or see as important (Matthew 6:21). **Proverbs 4:23** teaches us to guard our hearts. To *be pure in heart* means to be true to God—not polluted with sin. No human can be completely pure of sin, but Jesus' blood cleanses our sin. The blessing for this attitude is we will see God in Heaven.

Read or have a student read Matthew 5:9 aloud. **Jesus teaches us to be peacemakers. He wants us to have the attitude of getting along with others and not intentionally stirring up trouble. The blessing for being a peacemaker is he or she is counted as a child of God.**

Read or have a student read Matthew 5:10 aloud. **Do any of you know what persecution is?** Encourage response. **It is harsh treatment because of our faith. This last attitude is a hard one to live out. Jesus is teaching us we are to be glad when we go through hard times because of our faith. Most of us don't enjoy hard times, but everyone goes through them. Jesus tells us we are to rejoice as we endure these times and remember the blessing for our persecution will be given in Heaven.**

Jesus continues in His teaching as He tells His followers they are to be different from the world (Matthew 5:13–16). Display the salt so the students can see it. Jesus said we are to be the salt of the earth. What does salt do to our food? Encourage response. **It adds flavor and is used to maintain quality by keeping food from spoiling. But when salt loses its flavor, it's worthless. Turn on the flashlight. Then Jesus said we are to be the light of the world. Does a light do any good if it's hidden?** Encourage response. **No, it does not. How good is it if we say we are a follower of Jesus, but no one can see the difference He has made in our lives?** Encourage response. **Our words, attitudes, and actions should show others who Jesus is and how He has changed our lives.**

EXPLORE

There is a direct connection between having these attitudes described in Matthew 5:3–10 and experiencing true contentment and joy. It's important for us to continually strive to demonstrate and live out these attitudes in our daily lives. We cannot do it alone. We must ask God to help us and work in us to grow these qualities both inwardly and outwardly. Look again at the first seven attitudes (Matthew 5:3–9). These are all inward attitudes that should be seen in our lives. When we live those out, we are brought to the last Beatitude—*persecution*. Jesus warned His believers, and us, that just as He was persecuted, those who follow Him would also face persecution (John 15:20). But we don't face it alone. Jesus is with us, He reminds us to rejoice and be glad in our trials, and we can trust in His promise that we will claim our reward in Heaven.

APPLY

Items Needed: TE 1-5
Flashlight

How do the godly attitudes found in the Beatitudes differ from the attitudes and values of the world? Encourage response. **The Beatitudes bring us closer to God and show others how Jesus lived. The world values *self* and focuses on what is *best for us* alone. When we strive to live out the Beatitudes in our daily lives, it leads to contentment and joy. Remember, joy is different from happiness. Joy is the feeling of delight that comes from knowing Jesus. Happiness is based on our circumstances. The Beatitudes are also important in our relationships with others. Think about the type of person or friend you want in your life. Do you want someone who cares about and is concerned with your well-being or one who is constantly bragging on him or herself and is only concerned with how something or someone will benefit him or her?** Display TE 1-5 and introduce the application verse by reading it to the students. **We are the light of the world. Our application verse teaches us that our light should shine before others so they will see Jesus in what we say, the attitudes we display, and the things we do.** Turn the lights off in your classroom and use the flashlight to point to the different words of the application verse on TE 1-5. If you have younger students, say the words and have them repeat after you. If you have older students, have them read the words with you. Repeat the activity several times to help the students become familiar with the verse.



TE 1-5

TAKE NOTE

Ask older students these questions and discuss their answers:


Why does pride conflict with the things Jesus mentioned?

What does it mean to shine your light for all to see? How can your light influence those around you?

RESPOND


Items Needed: *Field Notes* 1

Today we learned Jesus wants us to have the right attitude. How is our attitude related to our relationship with Jesus? Encourage response. **As we grow closer to Him, we are to reflect His qualities in our own lives. How can godly attitudes affect what unbelievers think about our faith?** Encourage response. **How can wrong attitudes affect unbelievers' thoughts about our faith?** Encourage response. **God wants the people who belong to Him to live differently. One of the first steps to having a better attitude is to recognize when we have a bad one. Is there a Beatitude that you need to grow in? Find verses that deal with that Beatitude and ask Jesus to help you better live it out in your life.** Have the students turn to the *Next Step* section on their *Field Notes*. **Your Next Step is to live out the Beatitudes in your life so you can be the salt and light in the world.** Close with a prayer asking Jesus to help you and your students learn and demonstrate the attitudes that reflect Him.



Field Notes 1

A CHANGE OF VIEW

**TEXT:**

Matthew 5:17–48

LESSON OBJECTIVE:

Understand Jesus came to fulfill the Law and change our perspective on it. Look at situations and people as Jesus does by not letting anger filter into your words and actions, being careful with your words, going the extra mile with those who have hurt you, and praying for your enemies.

APPLICATION VERSE:

Matthew 5:16

FAMILY THEME:

A Godly Perspective

PREPARATION CHECKLIST:

CONNECT**Option 1**

___ TE 2-1

Option 2

___ TE 2-2

___ Scissors

LEARN

___ TE 2-3

___ *Field Notes 2*

___ Colored pencils

___ Scissors

EXPLORE

___ TE 2-4

___ Scissors

APPLY

___ TE 1-5

___ TE 2-5

___ Colored pencils

RESPOND

___ *Field Notes 2*

CONNECT

Choose one of these two options to help students transition into the classroom and get started with the lesson.

Option 1

Items Needed: TE 2-1

Go the extra mile. Have any of you ever heard that phrase? Encourage response. **Do any of you know what it means?** Encourage response. **Listen to this fictional story and see if you can figure out what it means.** Read the story from TE 2-1 to the students. **So, what do you think it means to go the extra mile?** Encourage response. **It means to give a little extra, give more than is expected, etc. Today, we are going to continue learning from Jesus' Sermon on the Mount how He wants us to live for Him.**

Option 2

Items Needed: TE 2-2
Scissors


Before class, cut apart the pictures from TE 2-2. Display the pictures one at a time and ask the questions below.

- Do you see a large vase or two faces staring at each other?**
- Do you see a duck or a rabbit?**
- Are both lines equal distance?** (Answer: yes)
- Do you see an old woman or a young lady?**
- Are the lines straight?** (Answer: yes)
- True or False: The two yellow lines are the same length.** (Answer: True)


These optical illusions remind us that sometimes we need a different viewpoint, or way of looking at things. Today we will continue to learn from Jesus' Sermon on the Mount as He challenges us to look at our hearts and minds from a godly perspective.

LEARN


Items Needed: TE 2-3
Field Notes 2
Colored pencils
Scissors




TE 2-1



TE 2-2



Field Notes 2 (Y)



Field Notes 2 (O)



TE 2-3

Before class, copy *Field Notes 2* for every student. **Last week, we began studying Jesus' Sermon on the Mount. He shared with His disciples and the others who had come to listen to Him speak about some attitudes they were to have in their lives. Do any of you remember what they were called?** Encourage response. **Yes, they are the Beatitudes. Jesus also taught the people to live differently from the world. He told them to be the salt and light of the world. We will pick up with the very next words Jesus spoke to the people.** Distribute *Field Notes 2* and colored pencils to the students. Have younger students color around the different magnifying glasses and older students fill in the blanks as you continue teaching from Jesus' Sermon on the Mount.

Jesus told the people that He didn't come to destroy the Law (the Ten Commandments that were given to Moses) **but rather to fulfill it. He wanted the people not only to keep the Law but also go a step further. Jesus was not merely looking at what the people did—their outward actions—but what was hidden deep inside their hearts and minds. Let's take a closer look at some of what Jesus was teaching the people and us.** Display TE 2-3 and point to the different truths Jesus taught.

Read or choose a student to read Exodus 20:13 aloud. **The sixth commandment tells us we are not to murder. That sounds easy enough, right? The people might have felt confident that they kept that Law because they had never taken the life of another. But Jesus said hating or being angry with someone for no reason was wrong** (Matthew 5:21–22). **If you don't control your thoughts, it will eventually come out in your words and actions. Wrong words and actions begin in your mind and heart. So, what should you do? Jesus teaches that the right thing to do is to talk to that person and make things right. The Law says don't murder; Jesus said not to hate or be angry without a cause.**

Later, as Jesus taught, He gave the example of making rash or thoughtless promises or vows. Read or choose a student to read Exodus 20:7 aloud to the class. **This third commandment teaches us to be respectful of God's name and honor Him when talking to or about Him. Apparently, during this time, the people misused words like Heaven, earth, and Jerusalem. Jesus also taught that our "yes" should mean we will do what we say, and our "no" should mean we will keep our word by not doing something.** (Matthew 5:33–37). **The Law says don't swear. Jesus said to let your words be good enough.**

Have any of you ever wanted to get back at someone for wronging or hurting you? Encourage response. **You're not the only one. The words in Matthew 5:38 are referring to what the Law says about different punishments for crimes** (Exodus 21:24; Deuteronomy 19:21; Leviticus 24:20). **Jesus told His disciples and the others to go the extra mile in order to keep the peace** (Matthew 5:38–41). **Remember the Beatitude which teaches us to be peacemakers? This refers to the custom where the Roman soldiers could order someone to carry their pack for one mile and the person had no choice. Jesus said don't choose vengeance; instead, do more than what is expected.**

Listen to how Jesus continued to encourage the people to live differently from unbelievers. Read or choose a student to read Matthew 19:43 aloud to the class. **Jesus told the people to love their enemies and pray for those who persecute them! Why would Jesus want them to do that?** Encourage response. **Every person is valuable to God and He wants every person to know Jesus and have eternal life in Heaven. Loving those who hate us or mistreat us may be the most Christlike thing a person can do. The Law said to love your neighbor; Jesus said to love your enemies.**

What do you think the people thought as they listened to Jesus? Encourage response. **Jesus wasn't saying the commandments were not important. But He wanted the people to understand the importance of going the extra mile and guarding their hearts and minds. As followers of Jesus, we should be different. We should live a life modeled after Jesus and His ways.**

EXPLORE

Items Needed: TE 2-4
Scissors

Before class, cut apart the pictures from TE 2-4. Display one of the macro (close-up) pictures at a time and let the students guess what it is. After a few minutes, turn the picture over to display the full picture. Continue with all the pictures from TE 2-4. **Sometimes when we look at a picture, we need to change our perspective to see it more clearly. The same can be true for how we live our lives. We need to change how we view the things that happen to us and how we respond to those things from a worldly perspective to a godly one. Our goal should be to live a life that goes beyond just the Law. Every event in our daily lives is an opportunity for God's grace to work in us and through us. These moments help us grow and model Christlike attitudes and behavior.**

APPLY


Items Needed: TE 1-5
TE 2-5
Colored pencils

Before class, copy TE 2-5 for every student. **What makes a follower of Jesus different from other people?** Encourage response. **The Bible says it is by our love (John 13:35). Jesus taught many wonderful things when He lived on this earth. Through all of His teachings, Jesus reinforced the importance of all God's commands. The Bible is our guide or map to show us what is right or wrong, to help us know what pleases God, and to teach us what goes against His ways. Last week, we began learning a verse to help us remem-**




BUILDING BLOCKS


Jesus began the Sermon on the Mount with the Beatitudes, eight statements of blessing based on the attitudes valued in God's kingdom.




TE 2-4



TE 2-4 (back)



TE 2-5



TE 1-5

TAKE NOTE

Ask older students these questions and discuss their answers:

Why do you think Jesus went beyond outward actions and focused on the inward attitudes of our hearts?

How would our world look different if people went the extra mile instead of just doing the bare minimum?



Field Notes 2

ber we are to be different from those who don't follow Jesus. We are to be the light in this dark world. Display TE 1-5 and review the application verse by reading with to the students. **Have any of you ever been in a very dark room?** Encourage response. **Just a small amount of light from a match, candle, or small flashlight can make a big difference.** The words we say to others, the choice not to use God's name in wrong ways, keeping our promises, doing our best, going beyond what is required, and showing love to even those who mistreat us are all ways we can be a light in our dark world. Distribute TE 2-5 and colored pencils to the students and let them unscramble the letters to some of the words in the application verse.

RESPOND

Items Needed: *Field Notes 2*

The Old Testament is God's inspired Word and should be learned, understood, and obeyed. But Jesus wants His followers not only to follow God's Laws, but also go the extra mile. It's not always easy to do that, and we won't always get it right, but we are to try to follow Jesus' words. When you feel yourself becoming angry with someone, stop and ask God to help you have self-control. Don't let your angry thoughts lead to angry words or actions. Think carefully before making promises to someone. Make sure you truly mean what you say and do your best to keep your word. When you want to get back at someone who has hurt you, ask God for an opportunity to show grace and kindness to him or her instead. Ask God to help you forgive that person. Pray for those who you don't get along with (your enemies). **Remember, when Jesus was on the cross, He prayed and asked God to forgive those who had put Him there. In 1 Corinthians 2:6, Paul reminds all followers of Christ to have the mind of Christ. In other words, we are to have a godly perspective and think like Jesus.** Have the students turn to the *Next Step* section on their *Field Notes*. **Your Next Step is to look at situations and people as Jesus does by not letting anger filter into your words and actions, being careful with your words, going the extra mile with those who have hurt you, and praying for your enemies.** Close with a prayer asking Jesus to help you and your students be obedient even when it's difficult.



THE LORD'S PRAYER

PREPARATION CHECKLIST:

CONNECT

Option 1

- ___ Kite string
- ___ Paper cups
- ___ Hole punch
- ___ Scissors

Option 2

- ___ TE 3-1
- ___ TE 3-2
- ___ Scissors
- ___ Pencils
- ___ Bag

LEARN

- ___ TE 3-3
- ___ TE 3-4
- ___ TE 3-5

- ___ Cardstock
- ___ Scissors
- ___ Crayons

EXPLORE

- ___ TE 3-6
- ___ *Field Notes 3*
- ___ Scissors
- ___ Colored pencils

APPLY

- ___ TE 3-7
- ___ TE 3-8
- ___ Scissors

RESPOND

- ___ *Field Notes 3*

TEXT:

Matthew 6:1–18

LESSON OBJECTIVE:

Jesus gave us an example of how to pray through the Lord's Prayer. Develop the habit of growing your relationship with God through prayer.

APPLICATION VERSE

Matthew 6:33

FAMILY THEME:

The Model Prayer

CONNECT

Choose one of these two options to help students transition into the classroom and get started with the lesson.

Option 1

Items Needed: Kite string (non-stretchable)

Paper cups

Hole punch

Scissors

Before class, cut a length of the kite string, equal to the width of your classroom. Punch a hole in the bottom of two larger paper cups. Feed the string through the hole in the bottom of the cup and tie a knot in the string or tape it to the inside bottom of the cup. Give the cups to two students and have them pull them tight, but not so tight it pops the bottom off the cup. Have one student talk into the cup and the other place the cup at his or her ear. The string should act like a telephone line. The student should be able to hear what is said on the other end.

Do any of you know why this works? Encourage response. **When you speak into the cup, sound waves are created that change into vibrations at the bottom of the cup. These vibrations run along the string and change back into sound waves at the other cup. Sound waves also travel through air but travel better through solid items such as the cup and string. Today we are going to learn about the Lord's Prayer—the prayer Jesus used to teach us about how we should pray.**

Option 2


Items Needed: TE 3-1—TE 3-2

Scissors

Pencils

Bag

Before class, copy TE 3-1 for every student. Also, cut apart the strips from TE 3-2 and place in the bag. Distribute TE 3-1 and pencils to the students. Instruct them to use the words at the top of the paper and write one in each box as they wish. Not every word will be used and only one word should be written in each box. Explain you will choose a strip from the bag and read it aloud. If the students have that word written on their papers they should make an X on it. The first student to have five Xs in a row vertically, diagonally, or horizontally should stand up. Check the words to be sure they were all called out. **Do any of you know what these words have in common?** Encourage response. **They all relate to prayer. Today we are going to learn about the Lord's Prayer—the prayer Jesus used to teach us about how we should pray.**



TE 3-1

ANYTIME	LISTEN
ANYWHERE	MORNING
BEDTIME	NIGHT
BIBLE	NO
CAR	PRAISE
CHURCH	PRAY
DAY	PRIVATE
GOD	PUBLIC
HEARS	SCHOOL
HELP	TALK
HOLY SPIRIT	THANKS
HOME	WAIT
JESUS	YES

TE 3-2

LEARN

Items Needed: TE 3-3—TE 3-5

Cardstock

Scissors

Crayons

Before class, copy TE 3-5 on cardstock so each student will have one. **Jesus continued His Sermon on the Mount by teaching the people about prayer. What is prayer?** Encourage response. Display TE 3-3. **Prayer is simply talking to God. Jesus knew He would not always be with the people and wanted them to know how to live. The people to whom Jesus was speaking prayed to God, but some of them were doing it wrong. They prayed loud prayers in public so people would think they were closer to God. But Jesus taught the people to pray in private. Prayer should be between you and God. The people also prayed long prayers because they thought God would hear them more if they kept on saying so many words. Jesus said our prayers do not have to be long or loud to be heard. God knows what we need before we ask Him** (Matthew 6:1–8).

Jesus then gave His disciples and the people a pattern on how to pray. This model prayer is called “the Lord’s Prayer.” Let’s study it together to help us learn how to pray. Display TE 3-4 and point to the different areas as you talk about them. Have the students find Matthew 6 in their Bibles. Read or choose a student to read Matthew 6:9 aloud. **Our prayers start with God. The word *hallowed* means *holy* or *greatly honored*. When we pray, we are praising God for who He is. When we pray, we need to remember we are talking to our Father in Heaven.**

Read or choose a student to read Matthew 6:10 aloud. **Like the first part, this verse is still talking about God. Even though this is our prayer, God is the focus of our prayer. It’s important for us to remember to ask for God’s will—His plan—to be done on earth. We acknowledge His way is greater than our way. His plan is always the best plan. Let’s continue on.**

Read or choose a student to read Matthew 6:11 aloud. **Jesus isn’t only talking about food with this part of the prayer. He is asking God to give us what we need each day to make the kind of choices we need to make to fight sin and follow His plan for us. The word *bread* is a symbol for life. We will trust God to give us what we need in our daily lives.**

Read or choose a student to read Matthew 6:12–13 aloud. **Jesus ends the model prayer by teaching us to ask God for forgiveness for the things we have done wrong and help us avoid temptation. We are to remember God has forgiven us for all our sin and we should be forgiving like Him.**

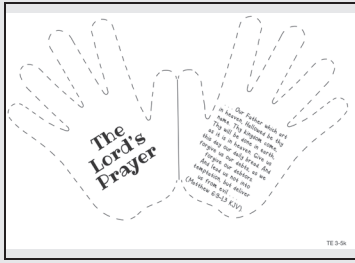
God wants us to talk to Him *about* things instead of just asking Him *for* things. We can talk to God every moment of every day. It shouldn’t be just when we need something from Him. Let’s make some praying hands to help us remember to use the Lord’s Prayer as a guide when talking to God.



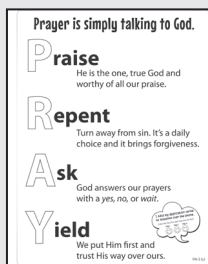
TE 3-3



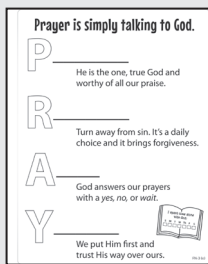
TE 3-4



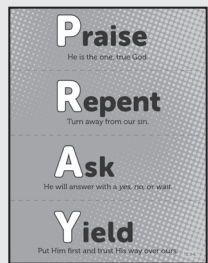
TE 3-5



Field Notes 3 (Y)



Field Notes 3 (O)



TE 3-6

Distribute TE 3-5, scissors, and crayons to the students. Let them cut out the hands on the dotted lines and color both sides of the hands. Have them fold on the solid lines to create praying hands. Say the words to the Lord's Prayer from the inside, a few words at a time, and have the students repeat them after you.

EXPLORE

Items Needed: TE 3-6

Field Notes 3

Scissors

Colored pencils

Before class, cut apart the sections from TE 3-6. Also, copy *Field Notes 3* for each student. Distribute *Field Notes 3* and colored pencils to the students. Have the younger students color the letters and follow along as you discuss the things our prayers should include and have older students fill in the blanks. **The Lord's Prayer is a pattern for praying. It does not mean we pray the same prayer every time we pray. But our prayers should include several things.** Display TE 3-6a. **When we pray, we should *praise* God. He is the one, true God and He is worthy of all our praise. He is God-Almighty, He is all-powerful, and His love for us is never-ending. There are so many reasons we can praise Him.**

Display TE 3-6b. **We should *repent* in our prayers. Do any of you know what it means to repent?** Encourage response. **Repentance is more than just words, it involves action. When we repent of our sin, we turn away from it. Everyone needs to repent, but we can only repent for our own sin. It is a daily choice, and it brings forgiveness.**

Display TE 3-6c. **When we pray to God, we can *ask* Him for the things we need. God hears our every prayer, but that doesn't mean we will get everything we ask for. Sometimes we might ask for things He knows are not good or right for us or the timing is not right. God will answer with a yes, no, or wait.**

Display TE 3-6d. **We are to *yield* to God. Do any of you know what it means to yield?** Encourage response. **It means we put Him first and trust His way over ours. Every day, we should tell God we want to do His will and obey Him.**

APPLY

Items Needed: TE 3-7—TE 3-8

Scissors

Before class, cut apart the sections from TE 3-8 and hide the pieces around the room. **Prayer is simply a conversation with God. How does prayer work? It**

works when we realize we have a holy God who allows us to talk with Him, asking Him to help us live for Him every day. We are not the one who is making it work. God is. Prayer also becomes more valuable the more we practice it. James 5:16 teaches us our prayers are powerful. Do you know why they are powerful? Encourage response. **It's not because we are powerful, but because we are praying to the Almighty God, the God of the universe.** Display TE 3-7 and introduce the application verse to the students by reading it to them. **What does the word *seek* mean?** Encourage response. **It means to aim for something or try to find something. We seek God and His kingdom by spending time with Him in His Word and in prayer. Remember, you are praying to your all-knowing and all-powerful Father who loves you and wants what is best for you. Do any of you know what the word *righteousness* means?** Encourage response. Point to the word *right* inside of the word *righteousness*. **It is behaving in ways that are just and right. We are to seek God's righteousness in our lives. Let's seek and find the different words to our verse.** Let the students search for the pieces from TE 3-8 and put the words in the correct order. Have the students say the verse together several times.

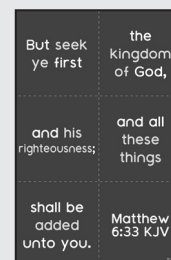
RESPOND

Items Needed: *Field Notes 3*

Jesus knew the value of prayer; that is why He took the time to teach His disciples how to pray. As you take the time to talk to God, you grow closer to Him. As you see prayers answered, your faith in Him grows. Knowing its importance, Satan will try to stop you with distractions to keep you from praying. One of the best ways to grow in your prayer life is to make time with God a priority and a habit. How many of you have a habit of brushing your teeth in the morning and at night? Encourage response. **You created that habit by doing it at the same time and at the same place every day. Spending time alone with God, reading His Word, and talking with Him are habits we must develop in our lives by doing them at the same time and same place. Put your Bible in the same place every time you finish reading it. Jesus wants us to have a strong prayer life because He wants to have a strong relationship with us.** Have the students turn to the *Next Step* section on their *Field Notes*. **Your Next Step is to develop the habit of growing your relationship with God through prayer.** End class with prayer for yourself and your students thanking God for the privilege of talking with Him and for hearing our prayers.



TE 3-7



TE 3-8

TAKE NOTE

Ask older students these questions and discuss their answers:


What keeps you from growing your prayer life?

How can knowing Jesus loves you and wants what is best for you affect how you pray?



Field Notes 3

SEEK GOD FIRST

**TEXT:**

Matthew 6:19–36

LESSON OBJECTIVE:

Keep God first in your life before the temporary things of this world. Have a kingdom outlook by keeping God in first place in your life.

APPLICATION VERSE:

Matthew 6:33

FAMILY THEME:

Kingdom Priorities

PREPARATION CHECKLIST:

CONNECT**Option 1**

- ☐ TE 4-1
- ☐ Scissors
- ☐ Permanent marker

Option 2

- ☐ A large jar
- ☐ Several large rocks
- ☐ Sand

LEARN

- ☐ TE 4-2
- ☐ TE 4-3
- ☐ TE 4-4
- ☐ Scissors
- ☐ Tape

EXPLORE

- ☐ *Field Notes* 4
- ☐ Whiteboard and marker
- ☐ Colored pencils

APPLY

- ☐ TE 3-7
- ☐ Two baskets
- ☐ Beanbag

RESPOND

- ☐ TE 4-5
- ☐ *Field Notes* 4
- ☐ Two pieces of construction paper
- ☐ Marker
- ☐ Tape

CONNECT

Choose one of these two options to help students transition into the classroom and get started with the lesson.


Option 1

Items Needed: TE 4-1

Scissors

Permanent marker

Before class, cut apart the pictures from TE 4-1. Place all the pictures, except for the one with Jesus in a heart and the blank one, where the students can see them. Place the picture with Jesus inside your Bible at Matthew 6. Display and talk about what is on the different pictures from TE 4-1 and how some people consider these items “treasures.” Let the students name some other things the world considers to be treasures and use the permanent marker to write them on the blank one. **These items might be treasures, but they are earthly or temporary treasures. They will get broken, stop working, or need repair.** Display the picture of Jesus. **Jesus, on the other hand, is a heavenly or eternal treasure. Today, we are going to learn what Jesus taught His disciples and the others about kingdom priorities.**



TE 4-1

Option 2

Items Needed: A large jar

Several large rocks (they must fit in the jar)

Sand (enough to fill half the jar)

Display the jar. **Imagine this jar is your day. How many hours are in a day?** Encourage response. **Do any of us have more hours in a day than anyone else?** Encourage response. **What are some things you do every day?** Encourage response. As they tell you their activities, slowly pour the sand into the jar. Fill it about halfway up. Then show the large rocks. **These are the things we do for God. Last week, we learned about talking to Him every day.** Place a rock in the jar. **What are some of the other things we do for God?** Encourage response and place a rock into the jar with each of their answers (go to church, read the Bible, serve others, etc.). The rocks should be sticking out of the jar. **There doesn't seem to be enough room in our day for God.** Take the rocks out of the jar and pour the sand into its original container. **What if we put the things we do for God first in our day?** Place the rocks in the jar. **Then, we do the other things that happen in our life after Him.** Pour the sand in next. All of it should fit. **Today, we are going to learn what Jesus taught His disciples and the others about having kingdom priorities.**

TAKE NOTE

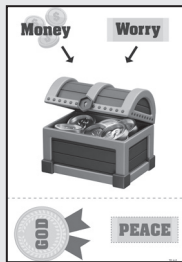
This is an adaptation of an often-used object lesson to teach about priorities and our time. Practice the object lesson at home to help measure out the sand and make sure the rocks work.

LEARN

Items Needed: TE 4-2—TE 4-4

Scissors

Tape



TE 4-2



TE 4-3



TE 4-4



BUILDING BLOCKS

The Model Prayer, or the Lord's Prayer, is recorded in the Sermon on the Mount (Matthew 6:9–13) and again in Luke 11:2–4.

Before class, cut out the sections (a and b) from the bottom of TE 4-2. **We just introduced the word *priority*. Do any of you know what that means?** Encourage response. **A *priority* is what is important to a person. Jesus continued His Sermon on the Mount by talking to His disciples and the others about what their words and actions show others about what their priorities are. Let's find out what the Bible teaches us about how we can live our lives with a kingdom priority.**

Read or choose a student to read Matthew 6:19–21 aloud. Display TE 4-2 and point to the picture of money. **Jesus teaches us that what we treasure reveals what is in our heart. If we place our value on the “things” of this world, our heart will be filled with the temporary pleasures of life. If we choose to value the things of God and what the Bible teaches, our hearts are filled with eternal matters which have a lasting impact. Jesus continues by directing His attention on money. Raise your hand if you like to have money.** Encourage response. **Money is important, just not as important as a relationship with God. Is having money wrong?** Encourage response. **No, money itself is not wrong, but the Bible teaches the love of money leads to all kinds of evil (1 Timothy 6:10). In His sermon, Jesus emphasizes a follower cannot serve both God and money (Matthew 6:24). Place TE 4-2a over the word *money* on TE 4-2. When we put God first in how we spend not just our money, but also our time, our focus will shift to kingdom priorities.**

Point to the word *worry* on TE 4-2. **When our lives have the priority of money instead of God, it leads to feelings of anxiousness or worry. But Jesus teaches a kingdom-focused life is one of peace, not worry. Place TE 4-2b over the word *worry* on TE 4-2. We can trust God to provide for our needs. Jesus gives some examples of why we can live a worry-free life. Display TE 4-3. The first example refers to the birds in the sky. They don't worry about where their next meal comes from. They don't plant or reap, yet God provides for them, and we are definitely more valuable to Him than the birds. Display TE 4-4. Then, Jesus uses the example of the lilies of the field. They don't worry whether or not they will grow into a beautiful flower; God just made them that way. If God can clothe something as temporary as the lilies, how much more will He clothe us to meet our needs? We shouldn't have such little faith. Jesus teaches that worrying isn't needed when we have a kingdom priority in our lives. We can trust God will provide all we need to follow Him (Matthew 6:25–33).**

Jesus taught the people that God and His kingdom should be their highest priority over other things such as money, material items, and even basic needs. That lesson is for us too.

EXPLORE

Items Needed: *Field Notes 4*

Whiteboard and marker

Colored pencils

Before class, copy *Field Notes 4* for each student. Write the words *Put God First* on the whiteboard. **Many of the people who were listening to Jesus were fisherman, and their “treasure” may have been their boats. As important as their boats were to their jobs, they would eventually rust or need to be replaced. They were temporary treasures. What are some things people “treasure” today?** Encourage response and write the students’ answers on the whiteboard. **Are any of these things wrong?** Encourage response. **No, but if you think about those “things” more than you do Jesus or you are constantly thinking about how you can get more “things,” then you probably need to reset your priorities. Remember, everything we have belongs to God and we should be thankful for what we have. We should be willing to share and give to others. Are you selfish with your time? When you give God first place in your life, you are saying you want to follow God’s way, you trust Him to give you the things you need, and you want to serve Him with a happy heart.** Distribute *Field Notes 4* and colored pencils to the students. Let them color the ribbon to remind them to put God first in every area of their lives. Then have students color the pictures of the bird and lily to remind them God will provide for them.



Field Notes 4 (Y)



Field Notes 4 (O)

APPLY

Items Needed: TE 3-7

Two baskets

Beanbag

When we say God should be first in our thoughts and hearts, it doesn’t mean we aren’t to be aware of the money we have or how we use it. The Bible teaches the importance of using wisdom and being good stewards (taking good care) of the money and things God has given us. But kingdom living means having the right perspective or viewpoint of how these temporary things compare to an eternal life in Heaven with God. Display TE 3-7 and review the application verse with the students by reading it to them. **Do any of you remember what the word seek means?** Encourage response. **It means to aim for something or try to find something. We are to aim for putting God first in our lives. When we seek God’s kingdom first in our lives, we pay attention to our relationship with Him, make time with Him important to us, serve others with a willing heart, have a generous spirit, and develop other Christlike qualities. Raise your hand if you think it’s always easy to do**



TE 3-7

TAKE NOTE

Ask older students these questions and discuss their answers:

How can making God a priority change what you value?

Why is it impossible to serve two masters? What are some ways we sometimes try to do this?

this. Allow time for the students to respond. **Not, it's not, but God promises if we put Him first, He will take care of us. Let's play a game to help us learn our verse.** Have the students form two single-file lines facing each other. Place a basket beside each line and give the beanbag to the first student in one of the lines. He or she will say the first word of the verse and toss the beanbag into the opposite basket. Allow the students to use TE 3-7 as a guide. The first student in the other line will take the beanbag out of the basket and say the second word of the verse before tossing it into the basket beside the first group. If a student does not make the basket, continue with the activity until the entire verse has been said. **We should all aim for putting God first in our lives.**

RESPOND

Items Needed: TE 4-5

Field Notes 4

Two pieces of construction paper

Marker

Tape

Before class, write the word *True* on one piece of construction paper and the word *False* on the other. Tape the pieces of construction paper to opposite sides of the room. **Satan's goal is to distract us from putting God first in our lives and keeping Him as our first priority. But everything Satan offers is temporary and fades away. Have you ever gotten a gift for Christmas or a birthday that you wanted so badly, but after a few short months of playing with it, the newness wears off and it doesn't seem as desirable? Or maybe there's a newer, "better" version out and it's suddenly what you want. God is eternal. The Bible teaches us in Hebrews 13:8 that Jesus is the same yesterday, today, and tomorrow. He is just as wonderful, powerful, and amazing today as He was yesterday, and He will be the same tomorrow. Let's review the truths we have learned in our lesson today. I will read a sentence. If it is true, move to the paper that says *true*. If it is false, move to the paper that says *false*.** Read the sentences from TE 4-5 and instruct the students to move to indicate their answers. Make sure the students go to the correct answer. Have the students turn to the *Next Step* section on their *Field Notes*. **Your Next Step is to have a kingdom outlook by keeping God in first place in your life.** Close class with a prayer thanking God for His goodness and blessings for you and your students. Ask Him to help you and your students remember to put Him first in every area of your lives.



TE 4-5



Field Notes 4



BUILD YOUR FAITH ON A SOLID FOUNDATION

PREPARATION CHECKLIST:

CONNECT

Option 1

- ___ Toothpicks
- ___ Large marshmallows

Option 2

- ___ TE 5-1
- ___ Pieces of copy paper
- ___ Tape
- ___ Can
- ___ Large book

- ___ *Field Notes 5*
- ___ Scissors
- ___ Colored pencils
- ___ Posterboard
- ___ Tape
- ___ Glue sticks

APPLY

- ___ TE 3-7
- ___ TE 3-8
- ___ Beanbag

LEARN

- ___ TE 5-2
- ___ TE 5-3
- ___ TE 5-4

RESPOND

- ___ *Field Notes 5*

TEXT:

Matthew 7:1–29

LESSON OBJECTIVE:

Jesus taught some important lessons on how to build our faith on a solid foundation. Go beyond just hearing God's Word and choose to put His words into action.

APPLICATION VERSE:

Matthew 6:33

FAMILY THEME:

A Solid Foundation

TAKE NOTE

Give the students a set amount of time to work. The purpose is to show the importance of building on a good foundation.

TAKE NOTE

There are approximately 40 marshmallows in a 10 oz. bag. Each group will need enough marshmallows to build a structure or tower with marshmallows and toothpicks.

TAKE NOTE

Cookbooks are a good size to use in this object lesson.

CONNECT

Choose one of these two options to help students transition into the classroom and get started with the lesson.

Option 1

Items Needed: Toothpicks
Large marshmallows (see sidebar)

Divide the students into small groups and distribute an even number of marshmallows and toothpicks to each one. Instruct them to build a structure or tower with the items. Once the groups have finished, talk about the stability of each one. **The important element for the stability in all these structures is a strong foundation. Today we are going to continue learning from Jesus' Sermon on the Mount how we can build our faith upon a strong foundation.**

Option 2

Items Needed: TE 5-1
Pieces of copy paper
Tape
Can
Large book

We are going to do three experiments to find out if we can get a piece of paper to hold up this book. Follow the instructions on TE 5-1. **Do any of you know why the last shape was able to hold up the book?** Encourage response. **The round, hollow tube was the strongest because the weight is distributed evenly. It had a strong foundation. Some materials are stronger than others and will withstand more pressure. Today we are going to continue learning from Jesus' Sermon on the Mount how we can build our faith upon a strong foundation.**

LEARN

Items Needed: TE 5-2—TE 5-3
TE 5-4 (one copy/18 students)
Field Notes 5
Scissors
Colored pencils
Posterboard
Tape
Glue sticks

Before class, cut apart the pieces from TE 5-2 and TE 5-3. Keep each set separate. As you teach the lesson, attach the pieces of each house, side by side, onto the posterboard so the students can visually see the differences in the two ways of living. Also, copy and cut apart the sections from TE 5-4 for each younger student to glue to his or her *Field Notes*. Copy *Field Notes* 5 so each student will have

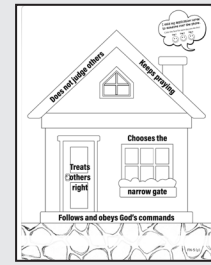
one. **These past several weeks, we have been learning from Jesus' Sermon on the Mount. Today, we are going to continue learning from Jesus' sermon as we study Matthew 7.** Have the students turn to Matthew 7 in their Bibles. Distribute *Field Notes* 5 to the students. Also, distribute a section from TE 5-4, a glue stick, and colored pencils to the younger students. Have the younger students color the different sections of the house on their *Field Notes* as you teach the lesson. Distribute colored pencils to the older students and have them fill in the blanks as you teach the lesson.

Read or choose a student to read Matthew 7:1–5 aloud. Add TE 5-2a to the left side of the posterboard. **Jesus begins by teaching His followers a wise person does not judge others.** Jesus reminds the people that when you judge another person you invite judgment on yourself. Many of the people who had come to hear Jesus speak were self-righteous, which means they thought they were better than others. When we compare ourselves to others, it's easy for us to think our sin is not as great as the sins of another or we begin to think as those Jesus spoke to and think too highly of ourselves. The Bible teaches we are all sinners. We should focus on our own faults instead of the faults of others. Add TE 5-3a to the right side of the posterboard. **A foolish person is judgmental and ignores own sin.**

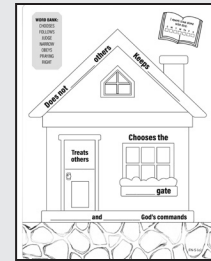
As Jesus continued, He taught them never to give up when praying. Keep on asking so you will receive. Keep on searching to find the answer. Add TE 5-2b to the posterboard. **A wise person keeps praying** because he or she knows God answers our prayers. Jesus used the illustration of a child asking a parent for a loaf of bread. Would the parent give the child a stone instead? If the child asked for a fish, would the parent offer a snake? Of course not. Jesus said if parents know how to give good gifts, how much more does our Heavenly Father give to those who ask Him. Add TE 5-3b to the posterboard. **A foolish person gives up on prayers.** This person doesn't trust God will answer his or her prayer or doesn't like God's answer and tries to work it out to get the desired answer (Matthew 7:7–11).

Many of you may have heard this next verse or a version of it before. Read or choose a student to read Matthew 7:12 aloud. **This is known as the Golden Rule, and it teaches how believers are to treat others.** If we simply treat others as we would like to be treated, we will fulfill the second greatest commandment to love our neighbor as ourselves. Add TE 5-2c to the posterboard. **A wise person treats others right.** Add TE 5-3c to the posterboard. **A foolish person mistreats others.**

The kingdom life—a life centered on eternal priorities—is opposite of the ways of the world and Jesus illustrates that by using the visual of two different gates—a wide one and a narrow one. Jesus said the wide gate attracts many, is easy, and follows the world's way. But the wide gate leads to destruction. Jesus continues by talking about the narrow gate. This way attracts few, is hard, and follows God's way. The narrow gate leads to life in Heaven (Matthew 7:13–14). Add TE 5-2d and TE 5-3d to the posterboard. **A wise person chooses the narrow gate, and the foolish person chooses the wide gate.**



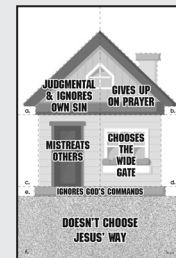
Field Notes 5 (Y)




Field Notes 5 (O)



TE 5-2



TE 5-3



TE 5-4

TAKE NOTE

Go to www.d6family.com to download answer keys for the *Field Notes* and other resources for this age group.



BUILDING BLOCKS

The Lord's Prayer, or the Model Prayer, gives us an example of how to pray in a way that pleases God. It begins with acknowledging who God is.

TAKE NOTE

Ask older students these questions and discuss their answers:

Do you treat others the way you want to be treated? Do you find it easier to put this into practice for some people than others? How can you change your perspective?

What are some steps you can take to keep building your faith on a solid foundation?

Jesus warned His followers to be aware of false teachers (prophets). Look at how they act, not how they talk. Jesus gave the illustration of how a good tree produces good fruit and a bad tree produces bad fruit. Add TE 5-2e to the posterboard. Just as you can identify a tree by its fruit, a *wise* person can be identified by the way he or she *follows and obeys God's commands*. Remember the verse we learned several weeks ago from James? We are to be doers of God's Word, not just hearers. Add TE 5-3e to the posterboard. A *foolish* person is someone who *ignores God's commands*. That person can be either someone who does not know the truths found in God's Word or someone who claims to follow Jesus, but his or her actions show otherwise (Matthew 7:15–23).

Point to TE 5-2 and TE 5-3. You might think these houses are complete, but they are not. Jesus said anyone who follows Him and obeys His words is wise, similar to a person who builds a house on a solid rock foundation. Do any of you know where the foundation of a home is found? Encourage response. It is the first step in the construction process. The solid rock foundation is what the rest of the house is built upon and what keeps the house standing strong when rains and storms come. Jesus used this construction comparison to show us that when hard times come, it is important to have a strong foundation for your faith. The *wise* man does that when he *chooses Jesus' way* (follows Jesus, learns more about Him, talks to Him, reads his Bible, and works to strengthen his faith). The *wise* man will be like the man who built his house upon the rock—the solid foundation of Jesus. Have younger students glue the strip from TE 5-4 to the bottom of their *Field Notes*. The *foolish* man *doesn't choose Jesus' way* (puts his trust in his way instead of God's). The foolish man does not build his house on solid ground and so when the rains, floods, and wind came, the house collapsed (Matthew 7:24–27). Pull off the pieces from TE 5-3 to visually reinforce the destruction of the house not built on a solid foundation.

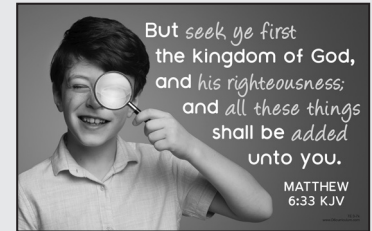
EXPLORE

In which house would you want to live—the one built on a solid foundation or the one not on a solid foundation? Encourage response. A *wise* person would definitely choose the house built on the solid foundation. Remember we said the first part of constructing a house was to lay a solid foundation? The same is true for our faith. What you build your life on is the most important decision you will make. Choosing to accept Jesus and believe in Him for the forgiveness of your sin is the beginning of a strong foundation. It's a personal choice, not one your parents or friends can make for you. Jesus made it very clear in Matthew 7 that knowing about Him is completely different from knowing Him personally and following His ways. Accepting Jesus' sacrifice for your sins, believing Jesus is the Son of God, and committing your life to following Him is the only way to have eternal life in Heaven. It is the wise choice. If you have not made this most important choice and you have questions or just want to talk, see me or talk with your parents.

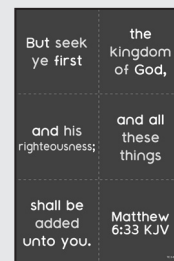
APPLY

Items Needed: TE 3-7—TE 3-8
Beanbag

In Matthew 7:7, Jesus told His disciples and the others who were there to **ask, seek, and knock**. These words are action words. When we ask God to help us live wisely, He will. We talked about the word **seek** when learning our application verse these past couple of weeks. Do any of you remember what the word **seek** means? Encourage response. It means to aim for something or try to find something. Display TE 3-7 and review the application verse with the students by reading it to them. **When we seek God and His righteousness, we will find it. When we knock, God will open the door for us. He will give us the things we need, wisdom, help to follow Jesus, and so much more. Let's play a game to help us learn our verse.** Place the pieces from TE 3-8 in the correct order of the words of the verse so the students can see them. Say the verse together with the students. Give one student a beanbag and let him or her toss it so it lands on one of the pieces from TE 3-8. If it does, the students get a point. If it doesn't, the students will turn one of the pieces of TE 3-8 over. Say the verse again, and let another student try to toss the beanbag so it lands on one of the pieces facing up. Continue until the students get 8 points or all the words to the verse are facedown.



TE 3-7




TE 3-8

RESPOND


Items Needed: *Field Notes* 5

A strong foundation is so important to having a strong structure. Just as a wise man builds his house brick-by-brick and stone-by-stone, we must build upon the foundation of our relationship with Jesus step-by-step, day-by-day. When we choose to follow Jesus, we have made a wise choice. When we follow and obey God's commands—even when it's hard—we are making a wise choice. When we choose to do what is right (go through the narrow gate), even when others are not, we are making a wise choice. When we talk to God on a daily basis, share what is happening in our lives, trust Him with our struggles, and ask for His help, we are making wise choices. When we treat others as Jesus wants us to, encouraging them without judging them, we are making a wise choice. These wise choices go beyond just knowing what God's Word says. When we put that knowledge into action, we are building on our solid foundation. Have the students turn to the *Next Step* section on their *Field Notes*. **Your Next Step is to go beyond just hearing God's Word and choose to put His words into action.** Close class with a prayer thanking Jesus for His teaching on the Sermon on the Mount. Ask Him to help you and your students live out the truths found in the Bible.



Field Notes 5

LIVING FOR JESUS



TEXT:

Philippians 1:1–30

LESSON OBJECTIVE:

Paul used every situation he was in to honor and tell others about Jesus. Honor Jesus in all you do and use the good and bad times in your life to share Him with others.

APPLICATION VERSE:

Philippians 4:4

FAMILY THEME:

Proclaiming Christ

PREPARATION CHECKLIST:

CONNECT

Option 1

- ___ Wadded-up pieces of paper
- ___ An umbrella

Option 2

- ___ Flashlight
- ___ Orange

LEARN

- ___ TE 6-1
- ___ TE 6-2
- ___ TE 6-3

EXPLORE

- ___ TE 6-4
- ___ TE 6-5

APPLY

- ___ TE 6-6

RESPOND

- ___ TE 6-7
- ___ *Field Notes 6*
- ___ Colored pencils

CONNECT

Choose one of these two options to help students transition into the classroom and get started with the lesson.

Option 1

Items Needed: Wadded-up pieces of paper
An umbrella

Choose a student to open the umbrella and use it to shield him or herself from the “storm.” Let the other students throw the wadded-up pieces of paper at the student. Remind students to keep this enjoyable for *everyone*. Let other students have a turn “weathering the storm” if time allows. **Sometimes life can be really hard, and it feels like we are in the middle of a bad storm that doesn’t stop. We feel alone and afraid. But the Bible teaches us we are not alone, and we don’t have to be afraid. God is always with us. Today, we are going to begin studying Paul’s letter to the believers in Philippi. We will learn Paul knew God was with him even when he was going through some very difficult times.**

Option 2

Items Needed: Flashlight
Orange

If possible, do this activity in a darkened room. Ask for two volunteers. Give one the flashlight or lamp and the other the orange. **Let’s pretend this fruit is the moon and the flashlight is the sun. Do you think the moon makes its own light?** Encourage response. Have the student with the flashlight turn it on and shine it on the fruit. **The moon’s light comes from the sun. Just as the sun illuminates the earth, the moon reflects the sun’s light onto us, even when the sun is on the other side of the earth. Just as the moon has no light of its own, we don’t either. Just as the moon reflects the light from the sun, we were made to reflect God’s light. Today, we will begin studying Paul’s letter to the believers in Philippi and learn about the light of Jesus and how we are to reflect His light to others.**

LEARN

Items Needed: TE 6-1—TE 6-3

The Bible teaches us that before Paul began following Jesus, he did not like Christians at all. In fact, he persecuted them, which means he wanted



TE 6-1



TE 6-2



TE 6-3



BUILDING BLOCKS

Adoration, confession, thanksgiving, and supplication (requests) are included in Jesus' Model Prayer.

to hurt anyone who followed Jesus. But when Paul met Jesus on the Damascus road, his life was drastically changed! He began sharing the gospel with many different people because he wanted everyone to know the truth about Jesus. Do you think everyone was happy about this change in Paul's life and the message he was sharing? Encourage response. No, there were some who were very unhappy about what he was saying, so they had him arrested and put in prison. While there, Paul wrote many letters to the different churches with whom he had spent time. Today, we are going to begin studying the New Testament book of Philippians, which is Paul's letter to the believers in Philippi. Let the students find Philippians 1 in their Bibles.

Display TE 6-1. In the beginning of Paul's letter, he greeted the church and thanked them for their prayers. Paul told them how he prayed they would continue to grow in their relationship with Jesus and their love for Him. Even though Paul was going through a difficult time in prison, he didn't complain about his situation. He wanted the believers to understand that even in his storms—hard times—the goal was to proclaim Christ through his words and actions (Philippians 1:1–11).

Display TE 6-2. While Paul was in prison, some believers had grown in their courage and were sharing the gospel because they knew he was defending it to the government officials. However, others were sharing the gospel for selfish reasons or because they wanted to cause problems for Paul during this time. How do you think Paul reacted to this? Encourage response. He said it didn't matter what their motives were for spreading the gospel as long as it continued. God was using Paul's hard times for His glory and to spread the good news across the nation (Philippians 1:12–18).

Display TE 6-3. Paul continued by expressing his gratitude for the Philippians' love and prayers for him. Paul understood that in all he did—in how he walked through life and how he faced death—Jesus would be honored. He knew that if he lived, he would have more opportunity to share the gospel, but death would mean he would be with Jesus. Regardless of what happened to him, he wanted to be an example for the Philippian believers to follow in how they lived their lives for Jesus. (Philippians 1:19–26). Read or choose a student to read Philippians 1:27 aloud. Paul's desire was to live a life worthy of the gospel, so he would glorify Jesus—in life or death.

When bad things happen to us or we go through something and we don't understand why, we need to follow Paul's example. Stop and think about how God can be honored and glorified in the situation. Paul lived his life for the glory of God, and he reminded the believers in Philippi to keep their faith focused on Jesus. We can learn from his example to share the good news of Jesus no matter where we are and no matter if life is good or bad. We are to be light in our dark world.

EXPLORE

Items Needed: TE 6-4—TE 6-5


Display TE 6-4 and point to the different people. **Paul was falsely accused of doing wrong things and he was put in prison. When Paul defended himself, even the governor didn't understand why the Jewish leaders wanted him dead. Two years went by, and Paul was still in prison! At that time, a new governor took over. Do you think Paul's troubles ended with the new governor? Encourage response. No, they didn't. Because Paul was a Roman citizen, he asked to appear before the emperor, Caesar, in Rome (Acts 24:5–27, 25:11).**

Now, remember there were no planes, trains, or cars at this time, so Paul had to go to Rome by boat. Display TE 6-5 and point to the different pictures. He and many other prisoners were put on a ship headed to Rome. Including Paul, the other prisoners, the ship's captain, and the crew, there was a total of 276 people on the ship. The weather, just like our weather, isn't always predictable, and bad weather could be very dangerous for a ship in the water. As they were on their way to Rome, a dangerous storm came upon them and lasted for two weeks! The people on the ship did not see the sun or the stars for many days. Everyone on board became extremely worried. The crew began throwing things overboard to lighten the load of the ship. But the Bible teaches us in Acts 27:23–26 that God sent an angel to Paul to give him peace and comfort. God told Paul that while the ship would crash and be destroyed, everyone would survive. Paul shared God's message with the people to encourage them. Do you think everyone on the ship believed Paul's words? Encourage response. No, they did not. Two weeks passed and they were still stuck in the storm. They finally saw some land and tried to run the ship onto it, but before they were able to get there, the ship became stuck. The waters began to damage the ship. The soldiers wanted to kill the prisoners, but the centurion told everyone to either jump and swim or grab hold of a piece of the ship and float to the land. How many people do you think made it safely to the land? Encourage response. Yes, all 276 people who started on the journey to Rome were safe!

APPLY

Items Needed: TE 6-6

In everything Paul went through, he did it with joy. Do any of you know what *joy* is? Encourage response. *Joy* is a delightful contentment from knowing Jesus. It is different from *happiness*, which is the temporary feeling based on our circumstances. Paul's situation was not good, so he was probably not happy about it. But he wrote of joy throughout his letter and lived



TE 6-4



TE 6-5

TAKE NOTE

Encourage the students to read *Miracles at Malta* in their devotional study guides, *Explorer's Guide* and *Adventure Guide*, to learn more about how God was with Paul during this time.

TAKE NOTE

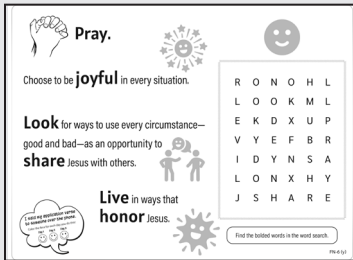
Ask older students these questions and discuss their answers:

What are ways you can choose joy when walking through hard times?


How can we use difficult things in our lives to help others know Jesus?



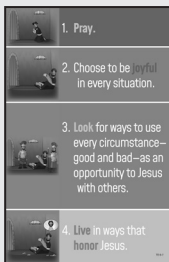
TE 6-6



Field Notes 6 (Y)



Field Notes 6 (O)



TE 6-7



Field Notes 6

out his words of joy because of his relationship with Jesus. In our application verse are the words Paul wrote later in his letter to the Philippians. Display TE 6-6 and introduce the application verse to the students. **Do any of you know what the word *rejoice* means?** Encourage response. **Rejoice means to be joyful. In whom can we find true joy?** Encourage response. **Yes, we can rejoice in Jesus because of who He is. When are we to rejoice?** Encourage response. **Yes, we are to rejoice *always*!** Have the students form a circle and join them in the circle. Instruct the student who is on your left to say the verse to you. Ask the student, “When?” to which he or she will respond, “Always.” Then you will say the application verse to the student to your right. He or she will ask the same question (When?), and you will give the same response (Always). Continue until every student has participated.

RESPOND

Items Needed: TE 6-7

Field Notes 6

Colored pencils

Before class, copy *Field Notes 6* so each student will have one. **This is not the first time we have been reminded that everyone goes through hard times at some point in his or her life. We can learn from Paul’s example of how to have joy when we are experiencing difficulties. It’s how we respond to those times that sets us apart from the world. Everything we do—our words, actions, and attitudes—should show others we trust Jesus both when things are going well for us and when they are not. Let’s learn some tools to help us do that.** Distribute *Field Notes 6* and colored pencils to the students. Have younger students circle the bolded words and older students fill in the blanks on their *Field Notes*. Display TE 6-7. **We must first *pray*. Paul prayed for the believers in Philippi that they would grow in their Christ-like love for others and their relationship with Jesus would become stronger. Paul also chose to be joyful even while he was in prison. Having joy is a choice, and we can *choose to be joyful in every situation* because we know Jesus is always with us. Do you think Paul stopped telling others about Jesus just because he was in prison?** Encourage response. **No, Paul spread the gospel no matter where he was and no matter how bad his situation was. *Look for ways to use every circumstance—good and bad—as an opportunity to share Jesus with others.* Finally, *live in ways that honor Jesus.* We don’t know the difficulties we will experience in our lives, but we can choose what our response will be. Like Paul, we can always choose to live for Jesus.** If time allows, let the younger students find the bolded words in the word search and older students place the words in the puzzle on their *Field Notes*. Have the students turn to the *Next Step* section on their *Field Notes*. **Your *Next Step* is to honor Jesus in all you do and use the good and bad times in your life to share Him with others.** Close class with a prayer thanking God for giving us His Word and Paul’s example to help us learn how to use the good and bad times as opportunities to point others to Jesus.



LIVE LIKE JESUS

PREPARATION CHECKLIST:

CONNECT

Option 2

- ___ TE 7-1
- ___ Colored pencils
- ___ Scissors
- ___ Stapler

- ___ Two cups of water
- ___ 10 Tbsp. of salt
- ___ Tablespoon measuring spoon
- ___ Crayon

LEARN

- ___ TE 7-2
- ___ TE 7-3
- ___ *Field Notes 7*
- ___ Colored pencils

APPLY

- ___ TE 6-6
- ___ TE 7-4
- ___ Scissors
- ___ Painter's tape
- ___ Beanbag

EXPLORE

- ___ One egg
- ___ Large clear drinking glass

RESPOND

- ___ *Field Notes 7*

TEXT:

Philippians 2:1–18

LESSON OBJECTIVE:

We are to follow Jesus' example in our words, actions, and attitudes. Follow Jesus' example in your everyday life and reflect His light to those around you.

APPLICATION VERSE:

Philippians 4:4

FAMILY THEME:

Christ's Example

CONNECT

Choose one of these two options to help students transition into the classroom and get started with the lesson.

Option 1

Play a game of *Simon Says* with the students. As the game progresses, say the instructions faster. After a bit, stop the game. **As the game continued, what did you notice?** Encourage response. **Just like in the game, it's hard to copy what someone does 100% of the time in our lives. Actually, there is only one person whose actions we should always follow every day. To whom am I referring?** Encourage response. **Yes, it is Jesus. We are going to learn what Paul wrote about the importance of following Jesus' example in our lives.**

Option 2

Items Needed: TE 7-1
Colored pencils

Scissors
Stapler


Before class, copy TE 7-1 for every student. Distribute TE 7-1, colored pencils, and scissors to the students. Have the students cut along the dotted lines and fold along the solid ones. Have the students put the two sections together to form a book (see example in sidebar). Staple the top to keep the sections together and have the students write their names on the front page. Then, have them write or draw pictures to answer the questions in the booklet. Once all the students are finished, allow them to switch books with their classmates and continue to switch as time allows. Have each student sign his or her name on the back to indicate he or she has looked at the book. **Do you think these books told us everything about each one of us?** Encourage response. **Of course not. Sure, we learned some things about each other, but getting to know someone takes time and effort. The most important person we can ever come to know is Jesus, and the Bible teaches us about Him. Today, we are going to learn about following Jesus' example in our daily lives.**



TE 7-1



TE 7-1 (back)



LEARN

Items Needed: TE 7-2—TE 7-3
Field Notes 7
Colored pencils

Before class, copy *Field Notes 7* for every student. **Last week, we began reading through Paul's letter to the believers in Philippi. Do any of you remember where Paul was when he wrote this letter?** Encourage response. **Yes, he was**

in prison. Display TE 7-2. In his letter, we learned Paul reminded the people to keep their faith in Jesus even when going through difficult times. He encouraged them to use every situation as an opportunity to share Jesus with others.

Paul continued encouraging the believers by reminding them of the importance of following Jesus' example. Have you ever heard the phrase, *Do as I say, not as I do*? It's what people say when they know what the right thing is, but they don't want to do it. As believers, we should do as Jesus says and teaches in the Bible. Let's focus on lessons we can learn from Jesus that Paul writes about in Philippians 2.

Distribute *Field Notes 7* and colored pencils to the students. Have younger students color the different words as you talk about each one. Have the older students fill in the blanks as you discuss each one. Display TE 7-3. **Paul wrote to the Philippians that Jesus was *humble* and *selfless* (Philippians 2:3-4). We've talked about being humble before. Do any of you remember what the word *humble* means?** Encourage response. **It's a word that describes a characteristic of not thinking too highly of yourself. The opposite of humility (or being humble) is pride—thinking you are better or more important than others or you can do things without God. Do any of you know what the word *selfless* means?** Encourage response. **It's when you put others before yourself.** Read or choose a student to read Philippians 2:6-8 aloud. **Jesus' entire life on earth was a perfect example of selflessness.**

Paul shifts from talking about Jesus to God, the Father. He teaches the believers that God gave Jesus a name that is above every name, a place of honor. Paul continues by teaching that one day, every person who has ever lived will bow down to Jesus and worship Him as Lord (Philippians 2:9-11). **Jesus is worthy of our worship.**


The Bible teaches us Jesus is the *Light of the World* and whoever follows Him will not walk in darkness, but in light (John 8:12). When we're in a completely dark room, even the smallest of light can provide enough light for a person to see. Have any of you ever heard the song, "This Little Light of Mine?" Allow time for response. **It tells us to let our light shine. Jesus works through us allowing us to shine His light in the world (Philippians 2:15). We are to follow the Light of Jesus so we can be the light in this dark world.** If time allows, let the students color the picture of Jesus on their *Field Notes*.

EXPLORE

Items Needed: One egg (raw, not boiled)
Large clear drinking glass (must hold at least two cups of water)
Two cups of water
10 Tbsp. of salt
Tablespoon measuring spoon
Crayon



TE 7-2



Field Notes 7 (Y)



Field Notes 7 (O)



TE 7-3

BUILDING BLOCKS

The believer has a responsibility to pray for the needs of others. This is called intercessory prayer.


TAKE NOTE

Do not use a marker because the ink may come off and discolor the water.

In the beginning of **Philippians 2**, Paul talks a lot about having the mind of Christ. The key to living like Jesus is to think like Jesus. Fill the glass half full of water (one cup) as you share about thinking like Jesus. **Thinking like Jesus doesn't come naturally to us. But we can develop a Christ-like mind by talking to Jesus about specific areas that you need His help.** Display the egg and write the words *hearts and minds* on it. Gently place it in the glass. **Do you see how the egg drops to the bottom of the glass? In answer to your prayers, the Holy Spirit will help change your heart and mind to be more like Jesus'.** Add at least two Tablespoons of salt when describing wrong words, actions, and attitudes. **When you are tempted to become angry, be selfish, get revenge instead of forgiving, say hurtful words, or other wrong actions and attitudes, He will remind you of a verse you've learned, a sermon you've heard, a lesson from Sunday School, or even past experiences to help you shift your focus. Just like the egg floats in the water, God can change and shape our hearts and minds to be like Jesus'.**

APPLY

- Items Needed:** TE 6-6
TE 7-4
Scissors
Painter's tape
Beanbag



TE 6-6

All the boys	Anyone in 4th or 5th grade	Anyone with glasses
Anyone with freckles	All the girls	Anyone in kindergarten or 1st grade
Anyone wearing shoes	Anyone in 2nd or 3rd grade	Everyone

TE 7-4

Before class, cut apart the pieces from TE 7-4. Use the painter's tape to make a tic-tac-toe grid on the floor and place one piece from TE 7-4 facedown. **Paul was in prison when he wrote this letter, and he didn't know what his future held. He didn't know if he would get anyone to listen to his story or if he would die there because of his faith. But he did know that no matter where he was, Jesus was with him. Not only could Paul have joy, but he also encouraged the Philippian believers to rejoice with him. Do any of you remember what *joy* is?** Encourage response. ***Joy* is a delightful contentment from knowing Jesus. Remember, it is different from *happiness*, which is the temporary feeling based on our circumstances. No matter what is happening in our lives, we can rejoice because we have Jesus.** Display TE 6-6 and review the application verse by having the students say the verse with you. Choose a student to toss the beanbag onto the grid. Read the card in the area the beanbag landed in and let those students say the verse. Continue until all the sections have been chosen.

RESPOND

Items Needed: *Field Notes 7*


Jesus led His life in a way that shows us exactly how we are to live ours. We are also told countless times in the Bible to follow Jesus' example. In John 13, we learn we are to look to Him as our example of how to live our lives and He will give us the strength and ability to do so. Paul didn't want the believers in Philippi to forget these truths. Paul's words are for us too. Jesus is the standard by which we should live our lives. It's not always easy to make the choices that reflect Jesus' character, but the Holy Spirit will help us. We must have a change in our hearts which will lead to a change in our thoughts, words, actions, and attitudes so they reflect the character of Jesus. The more we let God's words in the Bible live in our thoughts, the more we will be changed by them. Have the students turn to the *Next Step* section on their *Field Notes*. **Your Next Step challenges you to follow Jesus' example in your everyday life and reflect His light to those around you.** Close class with a prayer asking Jesus to help you live in ways that show others who He is.

TAKE NOTE

Ask older students these questions and discuss their answers:

How can Paul's example of having the mind of Christ encourage us to do the same?

Why is it hard to change our hearts to be more like Jesus'?



Field Notes 7

RUN THE RACE AND FINISH STRONG



TEXT:

Philippians 3:1–21;
4:10–20

LESSON OBJECTIVE:

Learn to have joy in every circumstance, know Jesus better, and choose to be content in all situations. Be intentional in your pursuit of Jesus and press on toward the goal of truly knowing Him.

APPLICATION VERSE:

Philippians 4:4

FAMILY THEME:

Christ's Provision

PREPARATION CHECKLIST:

CONNECT

Option 1

- ☐ TE 8-1
- ☐ Cardstock
- ☐ Crayons
- ☐ Scissors
- ☐ Small paper plates
- ☐ Glue sticks
- ☐ Green chenille stems
- ☐ Tape

Option 2

- ☐ TE 8-2
- ☐ Obstacle course items
- ☐ Stopwatch
- ☐ Small prize

LEARN

- ☐ TE 8-3
- ☐ TE 8-4

EXPLORE

- ☐ TE 8-5
- ☐ *Field Notes*
- ☐ Scissors
- ☐ Colored pencils
- ☐ Poster board
- ☐ Tape
- ☐ Bag
- ☐ Small candy bars

APPLY

- ☐ TE 6-6
- ☐ One new tennis ball
- ☐ Knife
- ☐ Permanent black marker
- ☐ Small candies

RESPOND

- ☐ *Field Notes 8*

CONNECT

Choose one of these two options to help students transition into the classroom and get started with the lesson.

Option 1

Items Needed: TE 8-1

- Cardstock
- Crayons
- Scissors
- Small paper plates (one plate/child)
- Glue sticks
- Green chenille stems (one stem/child)
- Tape

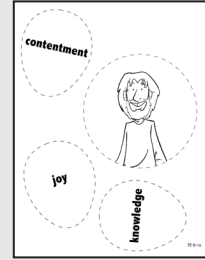
Before class, copy TE 8-1a and b on cardstock so every student will have one. Distribute TE 8-1a and b, crayons, and scissors to the students. Allow them to color the petals and the picture of Jesus and cut them all out. Distribute a glue stick, small paper plate, a chenille stem, and tape to the students. Show them how to glue the picture of Jesus to the center of the paper plate, tape the petals around it, and tape the chenille stem to the bottom of the plate. **We have been learning from Paul's letter to the believers in Philippi. Today we are going to continue studying the rest of his letter and learn to have joy, know Jesus better, and find contentment through Jesus.**

Option 2


Items Needed: TE 8-2

- Obstacle course items
- Stopwatch (or smartphone)
- Small prize

Use the suggested items from TE 8-2 and place them around your classroom to create an obstacle course. Let the students go through the obstacle course as you time them. Give a prize to the student with the best time. **We have been studying the letter Paul wrote to the believers in Philippi. One of the points he wanted to emphasize to the people was to keep focusing on the reward of Heaven in the race of life.**



TE 8-1a



TE 8-1b

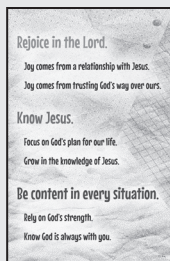


TE 8-2

LEARN



TE 8-3



TE 8-4



BUILDING BLOCKS

God answers prayer according to His will. He might answer yes, no, or later.

Items Needed: TE 8-3—TE 8-4

Display TE 8-3. **We have been studying the letter Paul wrote to the church in Philippi. We learned we are to honor Jesus in all we do by following His example and use every opportunity to share Him with others. Today we will learn the importance of knowing Jesus more so we can have joy, know Jesus better, and find contentment in our lives.** Display TE 8-4 and point to the different points as you talk about them. **Paul begins by reminding the believers to *rejoice in the Lord* (Philippians 3:1). This is a continuous theme in this letter. We only have joy through a relationship with Jesus and we have joy when we trust God's way over ours.**

The number one goal of Paul's life was to *know Jesus*. Paul emphasized knowing Him was the only thing worth pursuing. Nothing else mattered to Paul other than his relationship with Jesus and he showed how important it was through his choices. Paul was a Jew who was born as a Roman citizen. He took pride in the study and memorization of the Scriptures, and he excelled in it. But after his encounter on the Damascus Road, his priorities changed. Paul gave up his position, his safety, and even his freedom here on earth, to follow Jesus. (Philippians 3:2–11). Paul compared the Christian life to running a race. He encouraged the believers in Philippi to keep pursuing, or pressing on, toward knowing Jesus and being like Him. Paul understood the importance of keeping his mind focused on God's plan for his life and growing in the knowledge of Jesus Christ. We are to follow Paul's example and focus on God's plan for our lives and grow in the knowledge of Jesus. But Satan doesn't want us to compete in this race. He tries to distract us from knowing Jesus by tempting us with sin—anything we think, say, or do that goes against God's way (Philippians 3:12–21).

In Philippians 4:10, Paul expressed thankfulness for the way the believers helped meet his needs. He also shared how he learned to *be content in every situation* by relying on God's strength to carry him through the many difficult situations he faced. Read or choose a student to read Philippians 4:11–13 aloud. **Paul was content when he had plenty and when he had little or none. It wasn't through his own ability he could do this, but through Jesus. Do any of you know what the words *content* and *contentment* mean?** Encourage response. *Content* means to be satisfied, and *contentment* is a state of peace. They are not based on our circumstances, but rather from knowing God is always with us in every situation. Paul's contentment came from his relationship with Jesus. Paul continued to praise the believers in Philippi for their generosity, both financially and through their prayers. At least twice the church in Philippi sent gifts to help him while he was in Thessalonica, and he was very appreciative of their financial and spiritual support. Paul wanted the people to know that the same God who faithfully cared for his every need would do the same for them.

EXPLORE

Items Needed: TE 8-5

Field Notes

Scissors

Colored pencils

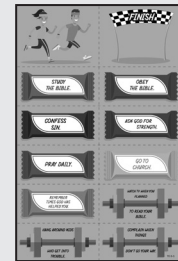
Poster board

Tape

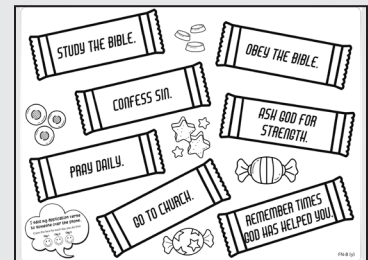
Bag

Small candy bars (optional—one bar/student)

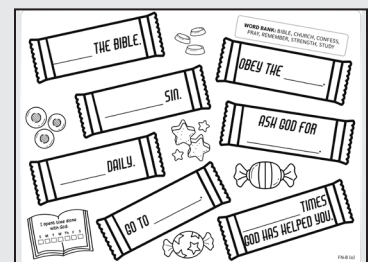
Before class, cut apart the pieces from TE 8-5 and place the pieces with the energy bars and weights in the bag. Place the pieces with the runners at the left side of the poster board (horizontal position) and the finish line on the right side. Also, copy *Field Notes* 8 for every student. **Paul loved God with all his heart and wanted to serve Him. Paul knew one day he would stand before God and give an account of all he had done. He wanted to please and honor God. Remember, Paul compared the Christian life to running a race. Paul ran the race well and completed the course God set for him. How can we be determined as Paul was to know Jesus and run the race well? Let's play a game to learn some things that will make us stronger and discover some things that might hinder us in running the race. The object of the game is to choose five things that will give the runners energy to keep them going to the finish line. The energy bars build up the runners' faith and the weights slow them down. You will have eight chances. If an energy bar is chosen, the runners will move closer to the finish line. If a weight is chosen, the runners will remain where they are.** When an energy bar is chosen, add it to the bottom of the poster and move the runners closer to the finish line. Distribute *Field Notes* 8 and colored pencils to the students. Have younger students follow along and color the energy bars on their *Field Notes* as the energy bars are chosen. Have older students use the word bank to fill in the blanks on the energy bars. **If we are determined to run the race well, we must do the things that will help us.** If you brought small snack bars, distribute them to the students and let them enjoy the snack.



TE 8-5



Field Notes 8 (Y)



Field Notes 8 (O)

APPLY

Items Needed: TE 6-6

One new tennis ball

Knife (X-ACTO or serrated knife)

Permanent black marker

Small candies (e.g., Skittles, Sweet Tarts, M&Ms, Starbursts, etc.)



TE 6-6

TAKE NOTE

Ask older students these questions and discuss their answers:

Why do you think many people in the world are not content?

What are some things that hinder believers in their pursuit of Jesus?

How can Paul's words encourage us in our pursuit of Jesus?



Field Notes 8

Before class, use the knife to cut a slit in the tennis ball in the shape of a smile (on the opposite side of the brand name of the ball). Use a pencil to mark the smile before you cut it. With a permanent black marker, draw two eyes. Squeeze the mouth open and insert the candy inside. Be sure to load enough that each student will receive a reward. **Do any of you remember the difference between happiness and joy?** Encourage response. **The feeling of happiness is temporary and based on our circumstances—the things happening in our lives. When things are good, we are happy, and when they are not good, we are not. But the feeling of joy is the delightful contentment from knowing Jesus. We can have joy even when we are going through difficult times because we know we are not alone. Jesus is with us, and He will help us through the hard things we experience. Paul had been in prison for a long while and his circumstances were not great. But he wrote the words that we are learning in our application verse.** Display TE 6-6 and review the application verse by having the students say the verse with you. **Paul had joy and rejoiced in the Lord—not just sometimes, but *always*. We can follow Paul's example and have joy in the difficult times when we remember Jesus' amazing love for us and how He provides for our every need.** Display the reward-filled tennis ball. **This is Tiny Tenny. He is going to be watching to see who is participating and trying to learn God's Word.** As the students are saying the verse, use Tiny Tenny to disperse rewards to students who are participating. Try to ensure each student receives a reward.

RESPOND

Items Needed: *Field Notes 8*

We have learned the Bible teaches the lives of Jesus' followers won't always be easy. Maybe you haven't experienced any hard times yet, but you will at some point. God wants to make sure you are prepared. The difference between those who follow Jesus and those who don't is this: *Those who follow Jesus can rejoice because they have hope and don't go through those times alone.* Paul understood this and this knowledge helped him press on or keep going. Read or choose Galatians 6:9 aloud. **The Bible teaches we may grow weary and even want to quit, but good things will come if we don't give up.** Read or choose a student to read Philippians 4:6–7 aloud. **Paul gave his circumstances to God. Doing so allowed Paul to have the peace that only comes from knowing God is in control of everything and He provides for all we need, as well as having a heart of gratitude.** Read or choose a student to read Matthew 25:21 aloud. **These are the words we will hear God say to us at the end of the race.** Have the students turn to the *Next Step* section on their *Field Notes*. **Your Next Step is to be intentional in your pursuit of Jesus and press on toward the goal of truly knowing Him.** Close class with a prayer thanking Jesus for His presence and provision in your life. Ask Him to help you choose to find joy in *all* circumstances.

Does your kids worship need more
BIBLICAL SUBSTANCE?



Are you helping kids grow spiritually
or just keeping them busy?

elements™

kids worship

- Elementary Large Group Curriculum
- One Element of the month and a Big Idea each week
- 52 Weeks of completely downloadable curriculum



Download a free sample today!
D6family.com/elements

