

Small Group Leader Guide



Week 3

Ages 2-3
**The Donkey and
the King**

Question

How can you worship God?

Answer

I give God all of me!

Bible Verse

Psalm 100:2 NLT *Worship the LORD with gladness.
Come before him, singing with joy.*

What To Do First

Review

1. **Introduce** yourself.
2. **Say** the **Question**, **Answer**, and **Verse** together.

Read

1. **Lay** Story Cards in order.
2. **Point** to the first card.
3. **Read** the caption.
4. **Say** the **Say With Me** statement together.
5. **Do** the **Action** together.
6. **Repeat** steps 2-5 for Story Cards 2-3.

Remember Now What?

1. **Lay** down Story Card 1.
2. **Read** the caption.
3. **Ask**, "Now what's going to happen in the next picture?" *Group answers.*
4. **Repeat** steps 1-3 for Story Cards 2-3.

Say With Me & Actions

Story Card 1

Say With Me

Worship Jesus!

Action

Pretend to wave palm branches for Jesus.

Story Card 2

Say With Me

Shout for Jesus!

Action

Shout, "Hosanna!" to Jesus.

Story Card 3

Say With Me

Praise Jesus!

Action

Clap for Jesus.

How To Wrap Up

Talk

The people shouted for Jesus. What do you want to shout out for Jesus?

Pray

Ask kids what they want to talk to God about, and pray with them.


Adventure Book Begin at Check Out Time

1. **Seat** your Small Group at a table.
2. If you need to help with check out, **combine** your Small Groups.
3. **Give** each kid an Adventure Book, six stickers, and some crayons.
4. **Help** kids do activities inside the book.
5. **Keep** kids at the tables to color during check out.
6. **Send** stickers home with kids who leave early.
7. When a kid leaves, **tell** the parents something positive about their kid.



Blinky's Family Challenge

I worship God ...
everywhere I go!



Worship Everywhere

Church isn't the only place you can worship God! You can worship God in lots of ways, in lots of places!

Directions

1. Pick one place and one action from the **Mix and Match Worship List**.
2. Go to the place and do the action to worship God with your family.
3. Repeat by mixing and matching as many places and actions as you'd like.
4. Come up with your own locations and actions to worship God with your family!

Mix and Match Worship List

Places	Actions
Living room	Sing a song to God.
Bedroom	Dance for God.
Kitchen	Give a gift to God.
Outside	Thank God.
In the car	Write a letter to God.
Friend's house	Draw a picture of God.
Store	Help someone.
School	Clap and wave your hands.

Review Time!

Say With Me Ages 2-3

1. Say Together: **Worship God!**
2. Say Together: **Worship everywhere!**

Q&A Ages 4-Kindergarten

1. **Do you have to be at church to worship God?** No
2. **Name some places you can worship God.** Get ideas from the **Mix and Match Worship List** above.



Lead your family through the Bible Plan *The Donkey and the King* on the YouVersion Bible App.

www.bible.com




www.lifekids.tv

The Donkey and the King

The triumphal entry

Week Three




Sing with your family to
worship God!




Interact with God's Word through the Bible App for Kids, activities, videos, coloring sheets, parent resources, and more!
www.BibleAppForKids.com



Follow LifeKids to sing along with some of your kid's favorite songs! go2.lc/lifekidsmusic



Question: Hey friends! **How can you worship God?**



Answer: Say it with me! **I give God all of me!**




Say the Bible verse with me!



singing with joy.

Blinky learned he can worship God all the time. You can worship when you're mad, sad, and of course when you're glad!

Give Blinky, Mr. Stone and Shine stickers to play with.



The Donkey and the King

The triumphal entry

Error! Reference source not found.

Prop Talk

C // Praise Mouth // Week 1
D // Praise Here // Week 2
A // Praise Music // Week 3
B // Praise Hands // Week 4

Worship

You Are Awesome
My Whole Self

The Ark Quick Look

Bible Verse

Psalms 100:2 NLT *Worship the LORD with gladness. Come before him singing with joy.*

Question How can you worship God?

Answer I give God all of me!

God is big, strong,
amazing, and wonderful!

He made you and gave you everything
you have.

Give it all back to God to worship Him.
Show how much you love Him!

Order of Experience

Movie & Music Breakdown

What Will I See?	What's Happening?	What Do I Do?
Theme Song	The Bible Adventure begins	Sing & do motions with song
Emily's House	Introduces Question & Picture Passes	Model following video cues
The Path	Restates Question & Introduces Bible Story	Say & do motions with <i>The Bible Is God's Book</i> poem
Bible Time	Shows animated Bible Story	Focus kids on video
Reading Room	Introduces Bible verse	Say & do motions with the Bible verse
Shine's Story	Applies monthly theme to real life	Focus kids on video
Singing Studio	Introduces Teaching Song	Sing teaching song
Worship	Leads kids to praise God	Sing & do motions with worship songs
Emily's House	Reviews Question, Answer, Verse, & Picture Passes	Say Question & Answer; say & do motions with the Bible verse

Play 20 minutes

- Make sure **Music Videos** are playing
- Keep **Toys With A Purpose** at separate centers
 - Play with the kids

Clean Up 2 minutes

- Put **Toys With A Purpose** on curriculum cart
- Play **Current Week** video; pause when **Prop Talk** shows on screen
 - Form Small Groups

Prop Talk 5 minutes

- Keep video paused on **Prop Talk** picture
 - Use **Prop Talk Leader Guide**
- Kids sit with Small Groups while one leader teaches everyone

Movie & Music ~23 minutes

- Unpause video to play the **Bible Adventure**
- Encourage kids to respond to video cues as video plays
- Kids remain in Small Groups to watch the video

Picture Passes 5 minutes


- Use **Picture Passes** and **Adventure Bag**
- Kids sit with Small Groups while one leader teaches everyone

Story Time until check out

- Use **Small Group Leader Guide** and **Story Cards**
- Small Group Leaders lead their Small Groups individually

Adventure Books during check out

- Begin at check out time
- Help kids follow directions on **Adventure Books**
 - Play **Music Videos**



THE DONKEY AND THE KING

1st PRAISE MOUTH

directions on back

YOU'LL NEED

- Toy mouth (1 per room)

2nd SAY WITH ME

all ages

Say Together: I give God all of me!

3rd QUESTIONS

ages 4-K

1. **Can you worship God with your mouth?** Yes
2. **When you sing for God with joy, are you happy or mad?** Happy

PRAISE MOUTH

directions

1. **Show** toy mouth to kids.

Say: I love to worship God to show love to Him!
What can we do to worship God with our mouths?

2. Kids **respond**.

Say: Great answers, friends. Let's worship God with our mouths, right now!

3. **Choose** a kid to **stand up** and **hold** the toy mouth.

Say: When I say a way to worship God with our mouths, do it!

4. Read something out loud from the **Praise Mouth List** below, and help kids do the action that goes with it.
5. **Continue** through the list, choosing a new kid to hold the toy mouth each time.

Praise Mouth List

- Use your mouth to sing with joy to God.
Help kids sing, "La la la!"
- Use your mouth to say nice words to God.
Help kids say, "God, I love You!"
- Use your mouth to say a Bible verse.
Help kids say, "Worship the Lord with gladness. Come before him singing with joy." (from Psalm 100:2 NLT)
- Use your mouth to tell people about Jesus.
Help kids say, "Jesus loves you!"
- Use your mouth to say "Thank You!" to God
Help kids say, "Thank You, God!"
- 6. **Say** "Say With Me" listed on the front.
- 7. For ages 4-K, **ask** "Questions" listed on the front.