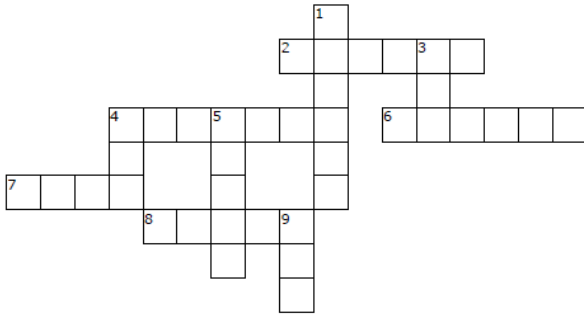


Crossword Puzzle



ACROSS

2. The place where God and the angels live
4. To complain; express dissatisfaction
6. To suffer or die because there is not enough food to eat
7. Things we eat to keep us alive and help us to grow
8. A food made from flour and water, shaped into loaves, and baked

DOWN

1. A large, dry area where there is very little rain
3. To take food into the body through the mouth
4. The creator of heaven and earth
5. The Hebrew prophet who led the Israelites from Egypt
9. The 24-hour period during which the earth completes one rotation.

DAY	GRUMBLE	BREAD	STARVE	HEAVEN
EAT	DESERT	MOSES	GOD	FOOD



Copyright © Sermons4Kids, Inc.
May be reproduced for Ministry Use

Children's Worship Bulletin

Dinner on the Ground

Exodus 16:2-15

Word Search Puzzle

K O D V X E D M J X N Z Z V U
 G R U M B L E D P E P C X W G
 A V E A E I D K V S T B A L R
 H X N F G L S A I D G R G O P
 G M O Q Y H E R R E B E V R U
 S J U G P H K E A S R A J D A
 O X G P T L H L G E B D S P X
 D Z H T P T C C H R L G O D M
 M A L G A S Z T G T C I T P B
 W V Y G G X A N H F E A T N Z
 K U J B O G I O K V E U M E V
 M O S E S N M Y R A F D R P S
 B U T O R D E A T H O L T U V
 W C E O S J T A A R O N H T R
 L J M U D S Q I L P D E A T A

GOD	FOOD	AARON	ISRAELITES
STARVE	EAT	ENOUGH	HEAVEN
DEATH	DAY	GATHER	MOSES
CAMP	LORD	EGYPT	BREAD
GATHER	GRUMBLED	DESERT	MORNING

Hillsdale First United Methodist Church
45 N Manning
Hillsdale, MI 49242

Coloring Page



Moses said to them, "It is the bread that the LORD has given you to eat."
Exodus 16:15

Decoder Puzzle

Each number represents a letter of the alphabet.
Substitute the correct letter for the numbers to reveal the coded words.

1	2	3	4	5	6	7	8	9	10	11	12	13	14	15	16	17	18	19	20	21	22	23	24	25	26
F	I	G	B	D	X	U	T	M	L	P	W	V	A	E	Y	C	O	S	Z	R	J	H	K	Q	N

- 19-8-14-21-13-15 _____
- 3-21-7-9-4-10-15 _____
- 23-15-14-13-15-26 _____
- 5-15-19-15-21-8 _____
- 5-15-14-8-23 _____
- 3-14-8-23-15-21 _____
- 3-21-18-7-26-5 _____
- 4-21-15-14-5 _____

BREAD	HEAVEN	GROUND	STARVE
GRUMBLE	GATHER	DESERT	DEATH



Manna & Quail



Moses said to them, "It is the bread that the LORD has given you to eat."

From Thru-the-Bible Coloring Pages for Ages 4-8. © 1986,1988 Standard Publishing.

Used by permission. Reproducible Coloring Books may be purchased from

Standard Publishing, www.standardpub.com, 1-800-323-7543.

Dinner on the Ground

"I have heard the grumbling of the Israelites. Tell them, 'At twilight you will eat meat, and in the morning you will be filled with bread. Then you will know that I am the LORD your God.' "

Exodus 16:12 (NIV)



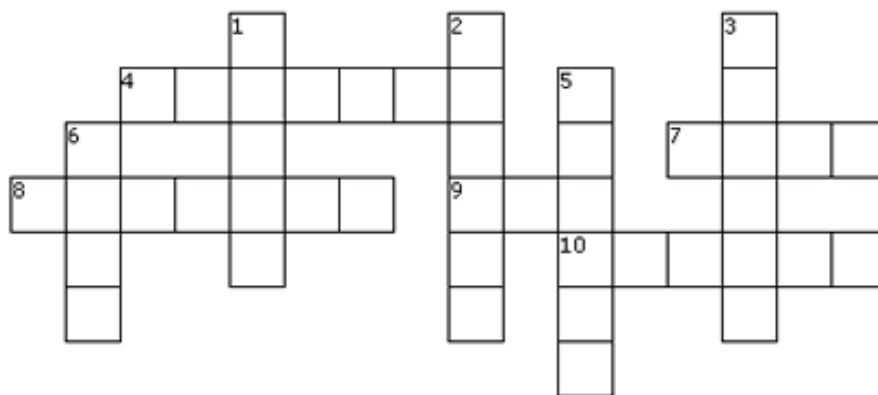
N P C C R T Q U A I L H T C H
 U T H B A N D A C A M P I P E
 F D S E S O B D M E I T C B A
 B M M O O W R D E O G A V E V
 T S C F V R E H U A R Y R A E
 Y W S K E I A A Z O T N P T N
 D Q I H Z D D D A A T H I T L
 S F T L D E S E R T N M O N D
 T A J S I X W E Y O M O K F G
 G H G D P G V E R G H S G I T
 C Z R W C R H A P K E E W H I
 P O W P A S A T Q N U S G C A
 L Q S T X R G R U M B L E D Y
 E P S I S W V E N O U G H E A
 V I Q I S R A E L I T E S Y H

desert Israelites starve gather twilight
 grumbled Egypt death enough quail
 Moses meat LORD bread camp
 Aaron food heaven morning eat

Dinner on the Ground



"I have heard the grumbling of the Israelites. Tell them, 'At twilight you will eat meat, and in the morning you will be filled with bread. Then you will know that I am the LORD your God.'" Exodus 16:12 (NIV)



ACROSS


4. To complain; express feelings dissatisfaction, or resentment
7. A place where tents or temporary shelters are set up by travelers
8. The early part of the day, lasting until noon
9. To take food into the body through the mouth
10. The place where God is

DOWN


1. A small game bird with a rounded body and short tail
2. A dry, sandy area with little rainfall
3. To suffer or die from the lack of food
5. To pick up or collect into one place
6. Something that is eaten to provide nourishment for our bodies

WORDS USED

desert	food	heaven	morning	camp
grumble	starve	gather	quail	eat



Help the Israelites find the bread and quail!



BDREA

--	--	--	--	--

2

QLUAI

--	--	--	--	--

5

PAMC

--	--	--	--

1

HAEVNE

--	--	--	--	--	--

3

MROINGN

--	--	--	--	--	--	--

4

ANSWER:

--	--	--	--	--

1 2 3 4 5

Bible Memory Verse

"I have heard the grumbling of the Israelites. Tell them, 'At twilight you will eat meat, and in the morning you will be filled with bread. Then you will know that I am the LORD your God.'"

Exodus 16:12 (NIV)

ANSWERS

bread

quail

camp

heaven

morning

manna


GOD PROVIDES

GOD
PROVIDES

“Then you will know that I am the LORD your God.”

Exodus 16:12

GOD PROVIDES







Why did the
Israelites
complain?

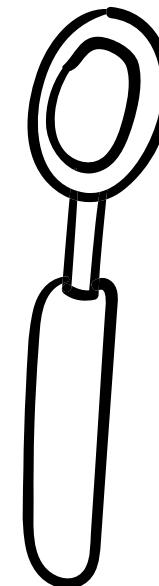
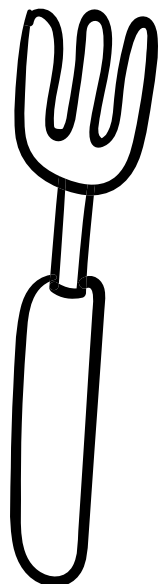


“Then you will know that
I am the LORD your God.”
Exodus 16:12



How does God
provide for you?



What did God provide
for His children to eat?



Sermon Title: "Dinner on the Ground"

Scripture Reading: Exodus 16:2-15

BREAD PUZZLE:

Each child can be given an envelope in the shape of a loaf of bread (made out of construction paper). Inside that bread envelope, will be 4 - 8 pieces of a bread shaped puzzle for children to put back together. Each puzzle piece can have a word or phrase from today's lesson, (ex daily needs, Israelites, Moses, God, obey, daily bread, etc). This will lead into a discussion about today's lesson and our prayer of thanks!

BIBLE BREAD:

The teacher can have pictures of hidden breads around the designated area, that will have portions of the Bible verse on them. Encourage children to place the parts of the verse in order and also to try to put the parts in the shape of a loaf of bread. OR the teacher can have a very large outline of a loaf of bread for the children to put their pictures into.

BREAD PUZZLE:

Each child can be given a bread-shaped-puzzle to put together at their seats. The bread-shaped puzzle pieces will have words from today's lesson and then the children can discuss the Bible story and how God provides for ALL that we need.

JOURNEY WALK:

If the weather permits, take the children on a JOURNEY WALK that goes up and down and over and under obstacles along the way. Tell children to grumble and complain and then at the end of the JOURNEY, let children talk about the hard walk and what the Israelites went through with very little to eat and drink. Give children a SNACK at the end of the WALK --- mini loaves of bread or muffins could be served, or MONKEY BREAD!!!!

THANKS PICTURE:

Give children various colors of chalk and let them take turns at the chalk board to DRAW pictures of things they are thankful for! They'll enjoy each other's "artwork" as well as remember things that others are thankful for, as well!

DAILY NEEDS COLLAGE:

Provide a large poster board for children to glue magazine pictures of "things we are thankful for". Some children may enjoy using markers and writing ideas or a title, as well. (Magazine pics can be already cut out and spread out on the table for children to choose from... such as various foods, cars, houses, pets, friends, medicine, outdoor pictures such as flowers, trees, etc).

BREAD TREAT:

As children line up and are ready to leave the classroom, the teacher could have a MINI loaf of bread (tins can be purchased at any retail or \$ store and using a partial loaf of frozen bread for each tin, from the grocery store makes this treat very simple), for each child who could answer a question or recite the Bible verse, etc.

GATHERING MANNA RELAY:

Divide children into teams and let them see which team can find all the "manna" pasta that has been spread all over the floor and get the most manna in their team bowls in the allotted time that the teacher gives them.

WHAT IS IT MANNA:

Since the word manna means, "What is it", the teacher can show items to the children to see if they know what the item is used for. The teacher or children will say, WHAT IS IT? If children are in teams -- let the children take turns for each item to see if they can decide what it is called or used for.

MURMURING CIRCLE:

Children can sit in a circle before story time and one child will whisper a MURMUR into the next child's ear. Each child will try to relay what they heard and go around the circle to continue to the child that sent the "murmur" and see if the murmur was relayed as it began. Give more children a chance to "murmur" in the circle and then tell today's story.

CIRCLE MANNA ART:

Give children supplies to draw a circle on construction paper and cut out. Draw a line to divide the circle in half. Use finger print ink pictures of ppl on each side. One side the child/stick person/fingerprint person will be bending over and picking up manna that children draw. The other side can be a child reaching up and glue or tape strips of paper with words from the LORD to us and place in a design at the top of the circle as beams from the sun. Hang the manna circles around the classroom if desired.

PLAYDOUGH MANNA:

Each child can be given white play dough to make many small pieces of round "manna" and stick on brown construction paper and allow each child to tell today's story while spreading the manna on the paper.

SHARE A SNACK:

To make a snack like manna, children can be given a flour tortilla shell and can spread butter or honey on the tortilla shell. Then each child can sprinkle sugar and cinnamon on the shell and ENJOY their own Manna.

Song: "Brethren We Have Met to Worship"

[Words and Music \(pdf\)](#)

[MP3 Accompaniment Track](#)

Song: "God Is So Good "

[Words and Music \(pdf\)](#)

[MP3 Accompaniment Track](#)

These songs are in the public domain and may be copied and reproduced for ministry purposes.

God Provides Manna

Theme

God provides for His children.

Object

Popcorn, Bible

Scripture

Exodus 16:12

Do you like to eat? What's your favorite thing to eat? (Allow kids to share.)

What if every morning you could open the front door and walk out into the yard and pick up your favorite food? All of it you could eat! That would be great, wouldn't it?

We read in the Bible about a time when something almost exactly like that happened. God's people, the Israelites, had been held as prisoners in Egypt for many years. When they were finally freed and left Egypt, they were looking for the land that God had promised them. After they had been wandering around lost in the desert for a couple of months, the people started to grumble and complain against their leaders, Moses and his brother, Aaron. (Invite kids to complain and grumble.)

"We had it better when we were in Egypt," they complained. "At least we had plenty to eat. God, You have brought us out here in the desert to starve us to death!"

God heard the people complaining and told Moses that in the evening He would send birds called quail to cover the camp so that the people would have meat to eat. Not only that, but in the morning, after the dew was gone, there would be manna on the ground for everyone to eat. (Instruct those with popcorn to throw it in the air.) All they had to do was go out, pick it up, and eat it.

Why did God do this for those grumblers and complainers? (Pause for responses.) He did it so that they would know that He loved them and that He would take care of them. God hadn't brought them out of Egypt to let them starve in the desert! God was going to see to it that they made it to the land which He had promised them.

Have kids pick up all the popcorn around them as though it's manna.

Sometimes you and I grumble and complain, don't we? When do you complain? (Pause for responses.) We forget that God loves us and that He provides us with everything that we need. Instead of grumbling and complaining, we can say, "Thank You, God" and let's do that right now!

Dear God, sometimes we grumble and complain. When we do, help us remember that every good thing we have comes from You. In Jesus' name, amen.

Dinner on the Ground

"I have heard the grumbling of the Israelites. Tell them, 'At twilight you will eat meat, and in the morning you will be filled with bread. Then you will know that I am the LORD your God.' " Exodus 6:12 (NIV)



Enter the correct words in the boxes based on the shape of the letters.

1.

2.

3.

4.

5.

6.

7.

8.

twilight
meat

bread
heard

filled
morning

know
grumbling