



Saddleback Children's Center



Newsletter
April 2024

Message from SCC

Dear SCC Families,

We hope you and your family had a delightful Easter!

We have a busy, but fun April ahead of us. Soon the children will get to observe a butterfly emerge from its chrysalis and witness the miracle of birth as our chicks hatch from their eggs. What a blessing for all of us!

We are excited to invite families to our Spring Open House on April 18th from 6:30-8:00pm. TK Burgers food truck will be on site from 5:30-7pm too, so come make a night out of it!

- Meagan Kraszewski, Director &
Kristin Thomas, Assistant Director

It's A Miracle

Each year we incubate chicks for a few different reasons. It is a great way to show sequencing of an event to your children in a way they can understand. It also introduces them to life cycles and where eggs come from. Most importantly, they get to witness the miracle of a chick's birth!

We will start incubating our eggs on April 3rd. It takes 21 days for a chicken egg to hatch. Our delivery day should be on or around April 24th. The incubator will be located in our foyer. Parents and children will be able to check on the eggs daily.



Reminders

- ❖ **Tuition:** Tuition is due the first of each month and payable until the 10th. Payments received after the 10th will be assessed a \$25.00 late fee. Tuition must be paid within 48 hours of notification or an additional **\$25.00 will be charged to your account for a total of \$50.**
- ❖ **Sign-In:** **When dropping off or picking up your child you must sign them in/out each day.** If not, you may be called to return and sign your child in/out. No one under the age of 18 may pick up a child from school. Parents/guardians are required by the State of California to sign their child in and out of school each day. Please make sure that you use your full legal signature.
- ❖ **For your tax records:**
 - Our tax I.D. # is: 93-0782055
 - Our address is: 30322 Via Con Dios, Rancho Santa Margarita, Ca 92688
 - You can also find all tax I.D. information on our web site at: saddlebackchildrenscenter.org

Important Dates to Remember

School Closed-Good Friday

Friday, March 29th

Easter Break

Full Day & 8 Hour Students ONLY

Monday, April 1st – Friday, April 5th

HOLIDAY HOURS: 7AM-4:30PM

Spring Open House:

Thursday, April 18th from 6:30-8:00pm.

TK Burgers on-site 5:30-7pm.



Farm Animals Visit:

Monday, April 22nd and Tuesday, April 23rd

A variety of farm animals will be here at school for the children to see. They will be able to feed and pet them, as well as learn about their needs. Pony rides will also be offered.

The animals will be at our school between 9:00-11:00am both days.

Baby Chick Incubation:

Wednesday, April 3rd: incubation begins

Wednesday, April 24th: estimated arrival!



March Fundraiser

Thanks to your support our Spring See's Candies Fundraiser raised over \$450.00! We are thrilled that these funds combined with those previously raised this year will allow us to purchase bean bags for classroom cozy corners. Thank you! ❤️



Thank you for entrusting your child to our care. We'd love to hear your feedback about your child's experience at Saddleback Children's Center! If you have a few minutes, we would really appreciate a quick review.

<https://g.page/r/Cdrpw7aj767EEB0/review>



I wanted to share exciting updates with JAM and KNO (Kids Night Out). We will now have both JAM and KNO on the same night. Each program will still be run the same. JAM is for our K-5th graders, and KNO is for our preschoolers. JAM check-in will be inside the sanctuary doors, and those going to KNO will check in at the big room, where you normally check-in. Tan, who runs KNO, will be here leading KNO, and I or another one of our adult volunteers will run JAM.

We will now offer JAM and KNO twice a month!! The second and fourth Saturday of the month. There is no cost for each program!

JAM & KNO will be 5:30-7:30 pm and will be offered:

April 13th and 27th

Friends are invited. Sign-up closes on Thursday, so we can plan accordingly for how many children are attending. Thank you!

We will be using Signup Genius for signing up your kids, and you'll also be able to see the needs for each month. Please use the following link. Please put in the notes if they are attending JAM or KNO. Thank you! <https://bit.ly/clcjmkno2024>



Summer School Registration



Summer School tuition information and instructions were emailed in March. Look for additional flyers in the foyer!

Sign up by May 1 to receive a registration discount, normally \$150.

Important!

Registration for the Fall opened to the public:
February 20th

Classes are already filling up! Sign-up for the Fall before all the spaces are taken. Now that Priority Registrations are over, it is first come, first served!!

Be sure your child has a space for the new school year!

Bring **O**ne **G**et **O**ne Hundred
family to register *dollars*



To receive your \$100.00 credit, the family that registers must tell us that you sent them.





HELLO
spring
SCC
OPEN HOUSE

THURSDAY, APRIL 18

6:30-8PM

**VIEW CHILDREN'S PROJECTS
ENGAGE IN FUN ACTIVITIES
ENJOY A MEAL**

TK BURGERS ONSITE 5:30-7PM

30322 VIA CON DIOS





DELICIOUS
TKBURGERS
PRE-ORDER

MENU OPTIONS

MEAL WITH CHIPS \$13

MEAL WITH FRIES \$15

THURSDAY,
APRIL 18TH
5:30-7PM

PRE-ORDER YOUR MEALS HERE:



All standard meals include: *
Choice of: Cheeseburger/Hamburger, Veggie burger,
Grilled Chicken Sandwich, Grilled Cheese
Sides: Assorted Individual Bagged Chips or Fresh Cooked Fries
Beverages: Bottled Water, Canned Sodas (Coke, Diet Coke, Sprite & Rootbeer)



HELP US MEET THE 125 MEAL MINIMUM



April 2024



April Concepts
 Color: Yellow
 Number: 8
 Shape: Diamond

M	T	W	Th	F
1	2	3	4	5
Easter Break – Full Day/8HR only HOLIDAY HOURS: 7AM-4:30PM				
8	9	10 Chapel	11	12
15	16 Chapel	17	18 Spring Open House 6:30-8:00pm TK Burgers food truck @ 5:30pm	19
22 Farm Animals Visit	23 	24 Chapel Chicks Hatch 	25	26
29	30 Chapel			

April Bible Verse:
 "God made us to do good things."
 Ephesians 12:10





Palm Sunday
March 24
8:30 & 10:30



Maundy
Thursday
March 28
7:00 pm



Good
Friday
March 29
7:00 pm




Easter Sunday
March 31
8:30 Traditional
10:30 Praise

9:30
Brunch &
Egg Hunt


Holy Week

O DEATH, WHERE IS YOUR STING?



Dear friends,

Join us the last week of March as we remember and celebrate the events at the heart of our faith. Each service will be a unique experience for the whole family that will shape our faith and life together:

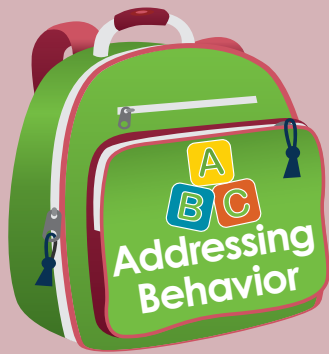
- A Palm Sunday procession with palms
- A Maundy Thursday celebration of community
- An interactive Good Friday experience 

Two unique services on Easter Sunday, both indoors, with a patio Easter Brunch and Egg Hunt at 9:30.

Hope to see you there!

- Pastor Matt





Backpack Connection Series

About this Series

The Backpack Connection Series was created by TACSEI to provide a way for teachers and parents/caregivers to work together to help young children develop social emotional skills and reduce challenging behavior. Teachers may choose to send a handout home in each child's backpack when a new strategy or skill is introduced to the class. Each Backpack Connection handout provides information that helps parents stay informed about what their child is learning at school and specific ideas on how to use the strategy or skill at home.

The Pyramid Model



The Pyramid Model is a framework that provides programs with guidance on how to promote social emotional competence in all children and design effective interventions that support young children who might have persistent challenging behavior. It also provides practices to ensure that children with social emotional delays receive intentional teaching. Programs that implement the Pyramid Model are eager to work together with families to meet every child's individualized learning and support needs. To learn more about the Pyramid Model, please visit ChallengingBehavior.org.

More Information

More information and resources on this and other topics are available on our website, ChallengingBehavior.org.



ChallengingBehavior.org

Teachable Moments: How to Help Your Child Avoid Meltdowns

Brooke Brogle, Alyson Jiron & Jill Giacomini

Does this sound familiar? Your children are playing in the living room while you clean up the kitchen. You answer the phone, and a few minutes later, one child is angry and screaming because someone took her toy and the other is in tears because her sister hit her. It is in escalated moments like this that parents often find themselves trying to teach rules or give long explanations. Unfortunately, in moments such as this, your child usually is not even hearing your words let alone learning the rule. This is not a teachable moment.

There are countless teachable moments daily when skills can be taught and emotions discussed, such as during play time, in the car, at bath time or while reading together. As a parent, you can reduce challenging behaviors such as hitting, biting, pushing and whining when you 1) concentrate on calming your child during a challenging behavior incident and 2) wait until an appropriate teachable moment to actually teach your child.

Think again about the scenario when you are on the phone and your children are fighting. Below are several examples of how you could use teachable moments throughout the day to reduce the chance that the challenging behavior occurs in the first place.

- **Teachable Moment #1** – During morning reading time, read the book *Hands Are Not for Hitting* by Martine Agassi. For additional activities to do with this book, go to <http://csefel.vanderbilt.edu/resources/strategies.html#booknook>.
- **Teachable Moment #2** – During breakfast time, intentionally teach the skill of sharing by saying, "Thank you for sharing the syrup with your sister!"
- **Teachable Moment #3** – When your children are playing on the floor quietly, sit on the floor, make eye contact and say, "Wow, you girls have been playing for 10 minutes quietly! Tell me about what you are building." This teaches the desired behavior of playing quietly together.
- **Teachable Moment #4** – When the phone rings. Put the phone down, tap both girls on the shoulder and say, "I am going to be on the phone for 10 minutes. When this timer is done, come tap me on my leg and show me the timer."



Try This at Home

Find teachable moments throughout the day!

- **Play Time (responding to common challenging behavior):** "Oh, no! I see that your bunny is super sad. Her sister is trying to take her toy. I wonder what she can do?" You can teach appropriate ways of getting her needs met. She

can ask for help, get a timer or trade her sister for another toy.

- **Bath Time (teaching rules):** "The water stays in the tub. You can use the cup and pour water into another cup or you can pour water on your body."
- **Car Time (teaching friendship skills):** "I saw that your friend, Bella was sad at school today and you made her a picture. I bet that made her feel better. What a great friend you are!"
- **Story Time (teaching emotions):** "Wow, that little girl in this book is really angry! I saw that she asked her mom for a hug. That is a great way to feel better. I wonder what you can do when you feel angry?"
- **Meal Time (teaching expectations):** "Let's practice asking for more milk." Role play with whining, yelling or just banging your cup. Then, teach the expected behavior. "You can ask nicely, say, 'Mommy, milk please.'" When she does this, jump up and say, "I'm happy to get you milk!"



Practice at School

At school, teachers prepare students to solve social problems in appropriate ways before problems occur. Teachers use role playing, puppets or circle time to discuss emotions and possible solutions. Teachers provide opportunities to practice and reinforce skills during class. For example, children may practice how to trade a toy at circle time with a puppet. Later, teachers can compliment a child when they see him trade during play time. "Wow! You remembered that when a friend is using a toy, you can ask him to trade!" Teaching skills in advance gives children the confidence to successfully manage a situation and allows caregivers the opportunity to praise a child for making a wise choice.



The Bottom Line

Young children are learning in every moment. They are actively discovering the world around them. You are always teaching your child. Strolling in the park, reading books and giving her a kiss before bed all teach her about her world. You can use the many calm and happy moments in your day to intentionally teach expectations, rules and skills that will help your child be successful and reduce challenging behavior.



Reproduction of this document is encouraged. Permission to copy is not required.

This publication was produced by the Technical Assistance Center on Social Emotional Intervention (TACSEI) for Young Children funded by the Office of Special Education Programs (OSEP), U.S. Department of Education (H326B070002) and updated by the National Center for Pyramid Model Innovations also funded by OSEP (H326B170003). The views expressed do not necessarily represent the positions or policies of the Department of Education, July 2013/January, 2018.

