

28 JUNE 1-2yr olds

THE
GOSPEL
PROJECT
FOR PRESCHOOL

Jesus Healed a Man Who Was Blind

John 9

Key Passage: Isaiah 53:4-5 (Isaiah 53:5b for Babies & Toddlers)

Babies & Toddlers Christ Connection: Jesus helps us see what is true about God.

Preschool Christ Connection: Sin keeps us from seeing what is true about God. Jesus came as light into a dark world. He helps us see what is true so we can know God. Those who trust in Jesus are freed from sin and worship Jesus as Lord.


Big Picture Question & Answer: Why did God create people? God created people to love Him and give Him glory.

Story Point for Babies & Toddlers: God created people for His glory.

Story Point for Preschoolers: Jesus healed a man who could not see.

Gospel Gems:

- Jesus healed a man who could not see.
- Jesus' friends thought the man did something wrong to be blind.
- Jesus said the man was blind to show God's power.



Use Week of:

Unit 22 • Session 4 Jesus Healed a Man Who Was Blind

BIBLE PASSAGE: John 9

STORY POINT: God created people
for His glory.

KEY PASSAGE: Isaiah 53:5b

CHRIST CONNECTION: Jesus helps us
see what is true about God.

Bible Story for Toddlers

Jesus saw a man who was born blind—unable to see. His friends asked, “Jesus, who sinned to make this man blind, him or his parents?” Jesus said, “This man cannot see so people can see God’s power.” Then Jesus spit on the ground, made mud, and put it on the man’s eyes. He said, “Go and wash.” The man obeyed, and he could see! People asked the man who had helped him see. The teachers were upset because Jesus healed him on the Sabbath. The man said, “One thing I know is that I was blind, but now I can see.”

Babies Gospel Gems

- * Jesus healed a man who could not see.
- * Jesus’ friends thought the man did something wrong to be blind.
- * Jesus said the man was blind to show God’s power.

Additional resources are available at gospelproject.com.

For free training and session-by-session help, visit MinistryGrid.com/gospelproject.

BABIES Activities

Look in the Bible

Provide hand-size Bibles for babies to handle. Open your Bible to John 9. Show the Bible story picture as you say the gospel gems in a soothing voice. Read the key passage card.

SAY • Jesus healed a man who could not see. Jesus' friends thought the man did something wrong to be blind. Jesus said the man was blind to show God's power. **GOD CREATED PEOPLE FOR HIS GLORY.** [*Pray for the babies.*]

Sing a Bible story song

Sing to the tune of "If You're Happy and You Know It":

"God created people for His glory. [*Clap twice, repeat once.*]

Jesus heals us from our sin when we choose to trust in Him. [*Point to God.*]

God created people for His glory." [*Clap twice.*]

SAY • **GOD CREATED PEOPLE FOR HIS GLORY.** *Glory* means honor or praise. Jesus helps us see what is true about God.

Finger paint in "mud"

Post an allergy alert before the session. Provide a smock or bib, heavyweight paper, and a dab of chocolate pudding for each baby. Lead babies to spread the "mud" on the paper. Wipe hands. Write the first gospel gem on the art.

SAY • Jesus healed a man who could not see by putting mud on his eyes. The mud did not have power; Jesus did! **GOD CREATED PEOPLE FOR HIS GLORY,** or praise. Jesus helps us see what is true about God.

Look at a lift-the-flap board

Create a simple lift-the-flap board by taping this unit's Bible story pictures to cardboard. Cover the pictures with colorful scarves, fabric scraps, or paper. Encourage babies to lift the flaps. Talk about the stories.

SAY • Jesus healed a man who could not see. Jesus said the man was blind to show God's power. **GOD CREATED PEOPLE FOR HIS GLORY.**

Check diapers, serve bottles if needed, and release babies to parents according to your church's security guidelines. Give parents today's big picture card. Repeat the gospel gems and Bible-learning activities for babies who stay a second hour.

TODDLER Activities

Circle time (5 minutes)

Provide small Bibles for toddlers to handle. Say the Bible is God's words. Read the key passage card and guide toddlers to say it. Open your Bible to John 9. Show the Bible story picture as you tell the Bible story. Say the story point and gospel gems. Pray for the toddlers.

Make face art

Cut ovals in flesh-toned construction paper. Invite toddlers to choose an oval to represent their own face. Provide yarn, crayons, googly eyes, glue, and other supplies for toddlers to decorate the face. You may use a non-breakable hand mirror to help toddlers examine their faces. Write the story point on each child's art. Tell the Bible story.

SAY • Jesus healed a man who could not see. **GOD CREATED PEOPLE FOR HIS GLORY.** God made each of you. Jesus helps us see what is true about God.

Match eyes

Make color copies of the "Animal Eyes" printable and cut apart the cards. Set up the cards faceup in a grid, with eyes on the left and animals on the right. Guide toddlers to examine the eyes and match them to the animal. Tell the Bible story.

SAY • **GOD CREATED PEOPLE FOR HIS GLORY.** Jesus healed a man who could not see. Jesus said the man was blind to show God's power.

Play in "dirt"

Provide a small tub with clean play sand. Give toddlers shovels, pails, molds, and other items to play in the dirt. Tell the Bible story as toddlers play.

SAY • Jesus healed a man who could not see by making mud out of dirt and putting it on his eyes. **GOD CREATED PEOPLE FOR HIS GLORY.**

Serve a "muddy" snack

Post an allergy alert. Serve chocolate pudding cups with dark cookie crumbs on top. Talk about how the snack looks like dirt. Tell the Bible story as toddlers eat.

SAY • Jesus healed a man who could not see. **GOD CREATED PEOPLE FOR HIS GLORY.** Jesus said the man was blind to show God's power.

BONUS Teaching Hour

SESSION TITLE: Jesus Healed a Man Who Was Blind

BIBLE PASSAGE: John 9

KEY PASSAGE: Isaiah 53:5b

STORY POINT: God created people for His glory.

CHRIST CONNECTION: Jesus helps us see what is true about God.

Transition activity: Dress up with eyewear

Provide large glasses, sunglasses, goggles, sleeping masks, blindfolds, and other items for toddlers to try on. Talk about how some of the items are used to protect our eyes, and other items like the sleeping masks and blindfolds are used to block light. Tell the Bible story as toddlers play.

SAY • Jesus healed a man who could not see since he was born. Jesus' friends thought the man had done something wrong to be blind. Jesus said the man was blind to show God's power! **GOD CREATED PEOPLE FOR HIS GLORY.**

Go on a color hunt

Place toddlers in a stroller or use a walking rope to lead toddlers on a color hunt through the building. Show toddlers how to make binoculars with their fingers. Guide toddlers to point out colorful items. Talk about the Bible story.

SAY • Jesus healed a man who could not see since he was born. After Jesus healed him, he could see colors for the first time! **GOD CREATED PEOPLE FOR HIS GLORY.** Jesus helps us see what is true about God.

Read colorful picture books

Provide favorite, colorful picture books and Bible storybooks for toddlers. Read the books and point out the vivid colors. Retell the Bible story.

SAY • Jesus healed a man who could not see. **GOD CREATED PEOPLE FOR HIS GLORY.** Jesus said the man was blind to show God's power.

Check diapers, serve a snack if needed, and release toddlers to parents according to your church's security procedures. Give parents today's big picture card to reinforce today's Bible story, Christ connection, story point, or gospel gems throughout the week.



GOSPEL PROJECT
FOR PRESCHOOL

Jesus the Healer
Babies & Toddlers Leader Guide • Unit 22, Session 4
© 2020 LifeWay OK to Print

Animal Eyes

Instructions: Print and cut apart the cards. Use as directed in the leader guide.




THE GOSPEL PROJECT
FOR PRESCHOOL

Jesus the Healer
Babies & Toddlers Leader Guide • Unit 22, Session 4
© 2020 LifeWay OK to Print

Animal Eyes

Instructions: Print and cut apart the cards. Use as directed in the leader guide.



GOSPEL PROJECT
LIFEWAY CO.

Jesus the Healer
Babies & Toddlers Leader Guide • Unit 22, Session 4
© 2020 LifeWay OK to Print

Animal Eyes

Instructions: Print and cut apart the cards. Use as directed in the leader guide.



GOSPEL PROJECT
FOR PRESCHOOL

Jesus the Healer
Babies & Toddlers Leader Guide • Unit 22, Session 4
© 2020 LifeWay OK to Print

Animal Eyes

Instructions: Print and cut apart the cards. Use as directed in the leader guide.




THE GOSPEL PROJECT
FOR PRESBYTERIANS

Jesus the Healer

Babies & Toddlers Leader Guide • Unit 22, Session 4
© 2020 LifeWay OK to Print

Animal Eyes

Instructions: Print and cut apart the cards. Use as directed in the leader guide.



Jesus Healed a Man Who Was Blind (John 9) • Unit 23, Session 4 • © 2020 T.E. Sawyer, C.R. to Pinc