

FIRST IMPRESSION OF A LOVING HEAVENLY FATHER

CURRICULUM FOR PRESCHOOLERS

1

Editor in Chief  
Kristi Lemoine

Creative Director  
Kendra Fleming

Copy Editor  
Wendi Zebell

Curriculum Writers  
Marcia Banks  
Emily Hill  
Vicki Noblitt

Illustrators &  
Graphic Designers  
Jodi Blackwell  
Jeff Gribble  
Julie Shefchunas

We want preschoolers to take a **first look** at who God is and understand...

God made me • God loves me

# FIRST LOOK™

Jesus wants to be my friend for ever

Chief Creative Officer  
Reggie Joiner

Chief Executive Officer  
Joel Manby

Chief Operating Officer  
Karen Odom

Technical and Web Support  
Hadley Brandt  
John Estes  
Howard Odom

Partner Support  
Debbie Joiner  
Leigha Montgomery

5

open my eyes so that i can see the **wonderful truths**...Psalm 119:18

Scripture quotations marked (CEV) are taken from the Contemporary English Version Copyright © 1991, 1992, 1995 American Bible Society. Used by permission. All rights reserved.

Any unauthorized reproduction of this material or incorporation into a new work is a direct violation of US copyright laws. © 2006 First Look. All rights reserved.

### "STATEMENT OF FAITH" USER AGREEMENT

FamilyWise, Inc. gladly grants permission to churches, schools, and other licensees to tailor First Look™ materials to fit their unique leadership requirements, locale and format preferences, and physical environment needs. However, if you wish to edit the content substantively, including Bible stories, learning activities, scripts, and any other content in which biblical principles and concepts are presented, you are obligated to do so within the doctrinal guidelines we've expressed in our Statement of Faith.

## Jesus wants to be my friend forever.

**Key Question:** Is anything too hard for Jesus?

**Bottom Line:** *Jesus can do anything.*

**Memory Verse:** "God can do anything."

Matthew 19:26, CEV

**Bible Story Focus:** Jesus can do what is impossible.  
Walking on Water • Mark 6:45-51

### February 19, 2006

Here's an overview of what you'll be teaching 3s-5s this week.

#### Make It Fun

(Choose one or all of these activities)

- Water Walk
- Breeze Ball
- Sink or Float?

#### Make It True

- Introductory Sketch
- Bible Story
- Worship

#### Make It Stick

(Choose as many of these activities as you like)

- Block Drama (Bible story review)
- America's "Cup Races"
- Motion Picture
- Can Do!
- Banana Boats

#### Make It Real

- Small Group Time
- Prayer
- Dismiss: Small Talk cards

If you are choosing to lead "Banana Boats" during Make It Stick, post the "Allergy Alert Poster" (from the Activity Pages on the Web site). Be sure to list the foods you will be serving today. As parents bring their children to your room, call their attention to the sign.

## Jesus wants to be my friend forever.

**Key Question:** Is anything too hard for Jesus?

**Bottom Line:** *Jesus can do anything.*

**Memory Verse:** "God can do anything."

Matthew 19:26, CEV

**Bible Story Focus:** Jesus can do what is impossible.

Walking on Water • Mark 6:45-51

# Make it fun

INTRODUCTORY ACTIVITIES  
10 MINUTES

Prepare to offer one or more of the following activities as your 3-, 4-, or 5-year-olds arrive. Let one or two teachers lead activities in different areas of the room while another teacher greets parents and kids at the door.

## WATER WALK

**Whatcha Do:** Lay one piece of blue art paper on the floor and tape it in place. Help children remove their socks and shoes. Let kids take turns stepping into the tub of water and then walking on the blue paper to make wet footprints. Put down a new piece of paper when the first one gets too wet. Repeat as often as desired.

**Whatcha Say:** "In today's Bible story, someone actually walked on water! Have any of you learned to swim yet? You have to move your arms and legs around to stay on the top of the water. The person in our Bible story didn't just swim in the water, He walked on top of the water! We can't do that, but we can pretend to do it by making wet footprints on this blue paper. Let's take off our socks and shoes so we can pretend to walk on water."

## WHAT CHA NEED

- Several 4- to 5-foot lengths of blue art paper
- Masking tape
- A shallow tub of water
- Some towels

## BREEZE BALL

**Whatcha Do:** Open lunch sacks and fold the tops down to keep the mouth of the sack open. Place the sacks on their sides on one end of a table. The mouths of the sacks should be facing the other end of the table. Tape the mouths of the sacks to the table to secure them. Instruct children to stand on the side of the table that's furthest from the sacks. Give each child a ping-pong ball and a different colored straw. Make sure children notice their straw colors so they don't mistakenly use another child's straw. Tell kids to try to blow air through their straws to move their ping-pong balls into the sacks. You may make a race of it.

**Whatcha Say:** "What does it feel like on a windy day? Have you seen the wind move the trees around? (*Pause for responses.*) The wind can be strong enough to move things around. There was a strong, powerful wind in our Bible story today. Right now, we're going to make our own wind by blowing in straws. We'll use our wind to move these little balls and make them go into the bags. We can have a race. Let's see who can make a strong, powerful wind."

### WHAT CHA NEED

- Paper lunch sacks
- Ping-pong balls
- A variety of colored drinking straws
- Tape

## SINK OR FLOAT?

**Whatcha Do:** Place the tub of water on a towel or two to soak up any spills. Let children take turns seeing if items will sink or float. Ask children to guess whether an item will sink or float before placing it in the water. Try the action figure last. Dry off the items and repeat to see if they will do the same thing the second time.

**Whatcha Say:** "Have you ever noticed that some things float on top of water and some things sink? We have several things here. We're going to do an experiment to see which things float and which sink. Before we try each item, though, I want you to guess if the item will sink or float. Let's try it. *(Select an item.)* Do you think this will sink or float? *(Allow each child to guess. Then let one child place the item in the water. Repeat with the other items, saving the action figure for last.)* Wow! Our action figure sank right to the bottom. If you tried to stand on top of water, you would sink, too. But in our Bible story today, someone actually walked on top of water!"

- WHAT CHA NEED
- A large tub of water
  - Towels
  - An action figure
  - Things that will float easily, such as a Styrofoam plate, a small toy boat, and a craft stick
  - Things that will sink, such as a metal spoon, a wooden block, and a pair of sunglasses

*(Note: Remember that things will sink more easily in shallow water due to water displacement.)*

## Jesus wants to be my friend forever.

**Key Question:** Is anything too hard for Jesus?

**Bottom Line:** *Jesus can do anything.*

**Memory Verse:** "God can do anything."  
Matthew 19:26, CEV

**Bible Story Focus:** Jesus can do what is impossible.  
Walking on Water • Mark 6:45-51

# Make it true

LARGE GROUP  
15 MINUTES

After children have participated in Make It Fun, gather them for a large group time that includes an introductory sketch, a Bible story, and interactive worship.

Choose an adult who relates well to preschoolers to tell the Introductory Sketch. If possible, use the same adult all year. To add variety, consider videotaping the sketch and playing the video during Make It True.

A Worship Leader and live instruments are recommended. Encourage children to be active during worship by providing suggested materials and/or incorporating appropriate hand motions as described in the teaching instructions that follow.

### INTRODUCTORY SKETCH

**HOST:** "Good morning, everybody. I'm so glad to see you today. How many of you like to play with these? (*Hold up the Frisbee® and pause for responses.*)

"When I was your age, I loved to throw my Frisbee® around. I remember one day, I was outside throwing my Frisbee®. I tried to see how far I could throw it and how high I could throw it. Well, I launched that puppy up into the sky. It went so high that I could hardly see it. I heard it, though, as it fell into the huge tree in our yard. My Frisbee® had got-

WHAT CHA NEED

• A Frisbee®

ten caught in some branches that were really high.

"I jumped and jumped (*jump as you tell this part*) trying to reach my Frisbee® or shake the branches so it would fall out of the tree, but I couldn't get it. I just couldn't reach high enough. It was impossible to get down.

"Then my dad came out with a ladder. I thought for sure he'd be able to get it. He climbed up to get it down, but he couldn't get the ladder close enough to reach the Frisbee® either. 'Sorry, (*insert your name here*), I just can't reach it,' he said.


"I was so upset. I loved that Frisbee®. What was I going to do?

"Then all of a sudden, the wind started to blow. I noticed that the wind started to blow the branches of that big tree. Do you know what happened then? The wind blew the branch where my Frisbee® had landed, and it knocked the Frisbee® right out of the tree. I had my Frisbee® back!

"When my Frisbee® was up in the tree, I thought it was impossible to get it back. In our Bible story today, we'll hear about something Jesus did that seemed impossible, too."

Jesus wants to be  
my friend  
forever

## BIBLE STORY

**STORYTELLER:** (Open Bible to Mark 6.) "The Bible is true and tells about God. We've been learning that  **Jesus can do anything.** Today's story is from the Bible.


"One night, Jesus had gone up to a hill to pray. All the disciples were in a boat in the middle of the sea. When Jesus looked out onto the lake, He saw that the boat was in trouble.

"The wind was blowing really hard and stirring up all the water. The boat was being tossed back and forth. The disciples looked pretty scared. They were rowing hard, but the wind was blowing too hard for them to control the boat. Jesus decided to help them.

*(Pull out the tub with the sand.)* "Let me ask you something. Do you think I can walk on this sand? Sure, I can. Look I'll show you. *(Remove your shoes and walk across the sand a couple of times.)*

"That was pretty easy. Let me ask you something else. *(Pour the water from the other container into the container with sand. Wait for the sand to settle to the bottom again.)* Do you think if I stepped into this tub again that my feet would sink? *(Pause for responses.)* Do you think I could walk on top of the water? *(Pause for responses.)* Let's find out. *(Step into the tub and walk across the sand.)*

"You were right. It's impossible for me to walk on top of this water. But on that night when the wind was tossing the disciples' boat and Jesus decided to help, something amazing happened. Jesus walked right across the top of the water out to the boat in the middle of the sea. When the disciples saw Him, they were scared. I might have been scared, too, if I had seen someone walking on water!

"But Jesus said to them, 'It's all right. I am here. Do not be afraid.' Then He climbed into the boat and the wind stopped. The disciples couldn't believe it. Jesus had done something impossible. He walked on water and stopped the storm. **Is anything to hard for Jesus?** No.  **Jesus can do anything.** Can you say that with me?"

### WHAT CHA NEED

- A Bible marked at Mark 6:45-51
- A large clear plastic tub filled with 6 inches of sand
- Another large container with enough water to fill the first tub
- A towel







KIDS and STORYTELLER: ★ "Jesus can do anything."

**PRAYER**

STORYTELLER: "Let's talk to God now. Close your eyes and bow your heads. (Pause as children follow your instructions.) God, thank You for this story today that shows us that Jesus can do anything, even things that seem impossible to us. Thank You for giving us Jesus. In His name we pray, Amen."

"God can do anything."  
MATTHEW 19:26

**WORSHIP**

WORSHIP LEADER: "I'm so glad that ★ Jesus can do anything. And I'm glad that 🤝 Jesus wants to be my friend forever. Can you say that with me?"

KIDS and WORSHIP LEADER: 🤝 "Jesus wants to be my friend forever."

WORSHIP LEADER: "Let's thank God for Jesus by singing to Him today."

Lead the kids to sing "I'm Gonna Walk," track 5, from the CD *KidStuf Classics: Get Down*. If possible, have someone play guitar as you sing. For all the applicable words, do the explained motions. Also use the following motions:

- "When the sun comes up"—Wave your arms overhead.
- "When the sun goes down"—Fold your hands under your head like you're sleeping.

WORSHIP LEADER: "Do you remember our memory verse and the



**WHAT CHA NEED**

- A CEV Bible marked at Matthew 19:26
- A CD player
- The CDs *UpStreet Kids: Hey God!* and *KidStuf Classics: Get Down*
- Guitar (optional)
- Also, use this month's original worship song, which you can download from the Web site, during this segment or whenever you like this month.





"open my eyes so that i can see the wonderful truths" Psalm 119:18



FEBRUARY / WEEK 3 / 3s-5s

motions we learned? I'll give you a hint. It starts with the word 'God.'"  
(Show the motion for the word 'God' as you say it. Then open the Bible,  
read the verse, and do the motions with the kids.)

"God"—Point to the sky.

"Anything"—Fan arms out away from your body.

"Matthew 19:26"—Open hands as if reading a book.

WORSHIP LEADER: "You are all really remembering our verse this month. I'm so excited to worship with you today. Let's tell God how much we love Him by singing 'Hey God.'"

Cue the CD *UpStreet Kids: Hey God!* to the chorus only of "Hey God," track 9, or prepare to sing the song live. Lead children in doing the suggested motions below. If you choose to sing the song live, sing the chorus two or three times, or as interest allows.

"Hey"—Punch your fist in the sky with each 'hey.'

"Love you"—Hug yourself.

"Need you"—Nod your head 'yes.'

"You can't do"—Shake your head 'no.'

"See me through"—Hold your hand over your eyes like a visor.

"Hey, God"—Punch your fist in the sky.

WORSHIP LEADER: "Thanks for worshipping God today. Remember, worshipping God by singing praises to Him is just one way to show Him how much we love Him. Let's listen to (say teacher's name) now."

A FIRST  
IMPRESSION  
OF A LOVING  
HEAVENLY  
FATHER



## Jesus wants to be my friend forever.

**Key Question:** Is anything too hard for Jesus?

**Bottom Line:** *Jesus can do anything.*

**Memory Verse:** "God can do anything."

Matthew 19:26, CEV

**Bible Story Focus:** Jesus can do what is impossible.  
Walking on Water • Mark 6:45-51

# Make it stick

APPLICATION ACTIVITIES

35 MINUTES

These activities are designed to help preschoolers understand and remember today's Bible story and Bottom Line. Offer as many of the following activities as your time, facilities, resources, and leadership allow. You may want to lead one activity at a time. Or offer two activities at once and allow half of the kids to participate in each, then switch groups and repeat the activities.

## Block Drama

Lead this activity in the blocks area.

**Whatcha Do:** Instruct children to build a pretend boat or raft with the blocks. Make it big enough that they can actually sit on it. They may save some long blocks to act as pretend paddles. Then encourage them to re-enact the Bible story. Help them get in the boat and paddle hard against the wind. Let one child pretend to be Jesus walking across the water.

**Whatcha Say:** "Let's see if we can build a boat out of blocks. Let's build it big enough that some of you can sit on it. Then we'll pretend we're Jesus' friends trying to paddle to the other side of the big lake. (As children build the boat, ask questions about the story.) Can you tell me what happened after Jesus' friends got in the boat? (Pause for responses.) That's right, there was a big wind."

WHAT CHA NEED

• Wooden blocks

How long did the men paddle? (Pause.) Did they get to the other side of the lake? (Pause.) Then what happened? (Continue prompting children with questions until they retell the Bible story.) So Jesus walked on top of the water right out to His friends' boat? I thought that was impossible. If you or I tried to do that, we'd sink. It would be way too hard for us to do. But ✨ **Jesus can do anything.** Is anything too hard for Jesus? (Encourage children to respond.) ✨ **Jesus can do anything.** Jesus can even do what is impossible."

## America's "Cup Races"

**Whatcha Do:** Give each child a cup and a colored drinking straw. Write each child's name on his cup and note the color of his straw so kids don't share straws accidentally. Tell kids they're going to pretend to have boat races. Explain that they'll put their cups in the tub of water and use their straws to blow the cups to other side. (If cups tip over, kids can pick them up and place them in the water again. If cups continue to tip over, place a small amount of water in each one to give it a little weight.)

**Whatcha Say:** "In our Bible story today, Jesus' friends couldn't get their boat across the lake because of the strong wind blowing them back. But Jesus walked on the water across the lake! Is anything too hard for Jesus? (Encourage children to respond.) ✨ **Jesus can do anything.** Jesus walked on water, which is impossible for us! The wind didn't bother Him either. The wind stopped Jesus' friends from moving their boat, but sometimes wind helps boats to move. Let's pretend to have boat races to see how wind can help move boats. We have some cups that we'll pretend are boats. We'll write our names on our 'boats' to know which is ours. Then we'll use these straws to blow our boats across the water. Let's see how quickly we can get our boats across the water."

### WHAT CHA NEED

- A large tub of water
- 5-ounce paper cup
- Various colored drinking straws
- A permanent marker

## Motion Picture

### Whatcha Do:

**Before class:** Cut out a Jesus figure from "Motion Picture B" for each child. Hole punch the Jesus figures and each "Motion Picture A" where indicated. Cut a 20-inch length of yarn for each child. Make a large knot at one end of each length of yarn. Make a finished sample of the craft to show the children.

**During the activity:** Give each child a Jesus figure, a copy of "Motion Picture A," and a length of yarn. Children may color the Jesus figure and the Activity Page if they like. Instruct kids to string their lengths of yarn from the back of the left side of "Motion Picture A", through the back of the Jesus figure, across the front and through the other hole punched on the Jesus figure, across the front of "Motion Picture A," and back through the right side of "Motion Picture A." Help kids make a large knot in the free end of their pieces of yarn at the back of the Activity Page. Show kids how to pull each side of the yarn at the back of the page to make the Jesus figure "walk" across the water.

**Whatcha Say:** "We heard about an amazing thing in our Bible story today. Jesus actually walked across the water! That would be impossible for you or me to do, but Jesus can do what is impossible. **Is anything too hard for Jesus?** No. **Jesus can do anything.** Let's make a picture of the Bible story we heard today. It will look like this (*show sample*) when we're finished."

### WHAT CHA NEED

- "Motion Picture A" (from the Activity Pages on the Web site) copied onto cardstock for each child
- "Motion Picture B" (from the Activity Pages on the Web site) copied onto cardstock
- Scissors
- Hole punch
- Yarn
- Crayons or washable markers

## Can Do!

Lead this activity in a large open area.

**Whatcha Do:** Place the items in an open area of the room. Tell children to take turns using the items in various ways. They could jump through a hula hoop or roll one. They could bounce a ball or toss one into the basket. They could play catch with a beanbag. After each child attempts an action, say what the child can do, and then have children repeat the memory verse with you. After all the children have attempted all the activities, allow children free playtime with the toys.

**Whatcha Say:** "Today in our Bible story, Jesus did something that was impossible. What did Jesus do? *(Pause for responses.)* That's right. Jesus walked on water! But I thought it was impossible to walk on water. Why could Jesus do it? *(Pause for responses.)* You're right. Jesus could do it because Jesus can do what is impossible. **Is anything too hard for Jesus?** *(Encourage children to respond.)* ✨ **Jesus can do anything.** God gives Jesus the power to do anything. Our memory verse this month is Matthew 19:26. It says, 'God can do anything.' Say that with me. *(Repeat the verse together.)* We can do a lot of things, but God can do anything. Let's try some things that we can do. Stand in a line and we'll take turns trying everything." *(After children take turns trying something, say what the child can do, and then have all the children say the memory verse with you.)*

### WHAT CHA NEED

- Two hula hoops
- Two balls
- Two beanbags
- One laundry basket



Be sure to list the foods you will be serving today on the "Allergy Alert Poster" (from the Activity Pages on the Web site) and post it at the door to your room.



## Banana Boats

**Whatcha Do:** Help kids wash their hands. Make a flat-surface "boat" for each child by cutting a banana in half and then cutting each segment in half lengthwise. This makes four boats from each banana. Brush the exposed fruit with lemon juice. Allow children to spread a small amount of blue icing on their paper plates using plastic spoons. Place a banana "boat," peel side down, in the blue icing "water." Give each child a few Teddy Grahams®. Tell kids to place some of the Teddy Grahams® in their boats by pushing the bottom of the cracker into the banana. Then tell them to stand one Teddy Grahams® in the icing to represent Jesus walking on the water. After talking about the Bible story and saying a thank-you prayer, children may use their plastic spoons to eat their snacks.

**Whatcha Say:** "We're going to make a fun snack today that will remind us of our Bible story. We'll use bananas for boats, Teddy Grahams® for people, and blue icing for water. *(Begin making a sample snack for the children to see. As you do so, remind them of the Bible story.)* In the Bible story today, Jesus' friends were in a boat in the water, but they couldn't go anywhere because a strong wind kept blowing at them. Then, as if it was the easiest thing in the world, Jesus walked across the water. **Is anything too hard for Jesus?** *(Encourage children to respond.)* 🌟 **Jesus can do anything.** Jesus can do what is impossible. Now I want you to make a snack like mine, but don't eat it until we say our thank-you prayer."

### WHAT CHA NEED

- Bananas
- Teddy Grahams®
- Blue icing or blue food coloring mixed with white icing
- A small cup of lemon juice
- Knife
- Pastry brush
- Plastic spoons
- Small paper plates
- Napkins



## Jesus wants to be my friend forever.

**Key Question:** Is anything too hard for Jesus?

**Bottom Line:** *Jesus can do anything.*

**Memory Verse:** "God can do anything."

Matthew 19:26, CEV

**Bible Story Focus:** Jesus can do what is impossible.  
Walking on Water • Mark 6:45-51

# Make it real

SMALL GROUP

5 MINUTES

Make It Real is designed to help preschoolers understand how the Bottom Line applies to them. They'll discuss real-life experiences and share prayer requests.

Divide kids into small groups of about five to eight children with each leader. Ideally, assign the same small group leader to the same group of preschoolers for the entire year.

## small group time

### SMALL GROUP LEADER

(SGL): "Today we talked about how the disciples

were afraid when they first saw Jesus walking on water. Can you name some things you might be afraid of? I'll give you an example. You might be afraid of the dark. What are some other things you might be afraid of? *(Pause for responses. Write down the children's answers in the journal.)*

"We don't have to be afraid. Jesus told the disciples, 'I am here.' The same is true for us. Jesus is always with us. We can talk to Him any-time. 🙌 **Jesus wants to be my friend forever.**


*(Pull out the Bible marked at Matthew 19:26. Let a child open to the marked verse and read it aloud. Then show the symbol you put in the journal earlier this month.)* "Do you remember this picture? We don't

### WHAT CHA NEED

- Use a bookmark or sticky note to mark Matthew 19:26 in a CEV Bible.
- Highlight or underline the verse.
- Provide a journal and a fun-shaped pen for each small group.






have to be afraid of anything because God is bigger than anything we could be afraid of. God gives Jesus the power to do anything. This symbol reminds me that  **Jesus can do anything.**"


## prayer

SGL: "Let's praise God today for being bigger than anything we might be afraid of."

Ask kids to bow their heads and close their eyes. Instruct them to pray silently while you pray aloud.

## get ready to dismiss

parents can get them easily. Greet parents at the door and give them a copy of Small Talk. Encourage parents to use Small Talk throughout the week as they continue helping their child understand that  **Jesus can do anything.**

If a parent did not receive a magnet yet this month, explain that this month preschoolers are learning that  **Jesus can do anything.** Point out this month's memory verse and the symbol. Encourage parents to put the magnet on their refrigerator so they can see it often and reinforce their child's learning at home during the month.

Set any take-home creations where you or

WHAT CHA NEED

- Copy this week's Small Talk onto cardstock and cut the cards apart
- Make copies of the "February Magnet" (from the Activity Pages on the Web site) available for parents who did not receive one earlier this month.

