

FIRST IMPRESSION OF A LOVING HEAVENLY FATHER

1

CURRICULUM FOR PRESCHOOLERS

Editor in Chief
Kristi Lemoine

Creative Director
Kendra Fleming

Copy Editor
Wendi Zebell

Curriculum Writers
Marcia Banks
Emily Hill
Vicki Noblitt

Illustrators &
Graphic Designers
Jodi Blackwell
Jeff Gribble
Julie Shefchunas

We want preschoolers to take a **first look** at who God is and understand...

God made me • God loves me • Jesus wants to be my friend for ever

FIRST LOOK™

Chief Creative Officer
Reggie Joiner

Chief Executive Officer
Joel Manby

Chief Operating Officer
Karen Odom

Technical and Web Support
Hadley Brandt
John Estes
Howard Odom

Partner Support
Debbie Joiner
Leigha Montgomery

5

open my eyes so that i can see the **wonderful truths**...Psalm 119:18

Scripture quotations marked (CEV) are taken from the Contemporary English Version Copyright © 1991, 1992, 1995 American Bible Society. Used by permission. All rights reserved.

Any unauthorized reproduction of this material or incorporation into a new work is a direct violation of US copyright laws. © 2006 First Look. All rights reserved.

“STATEMENT OF FAITH” USER AGREEMENT

FamilyWise, Inc. gladly grants permission to churches, schools, and other licensees to tailor First Look™ materials to fit their unique leadership requirements, locale and format preferences, and physical environment needs. However, if you wish to edit the content substantively, including Bible stories, learning activities, scripts, and any other content in which biblical principles and concepts are presented, you are obligated to do so within the doctrinal guidelines we’ve expressed in our Statement of Faith.

Jesus wants to be my friend forever.

Key Question: Is anything too hard for Jesus?

Bottom Line: *Jesus can do anything.*

Memory Verse: "God can do anything."

Matthew 19:26, CEV

Bible Story Focus: Nothing is too hard for Jesus.
Feeding 5000 • Mark 6:30-44

February 12, 2006

Here's an overview of what you'll be teaching 3s-5s this week.

Make It Fun

(Choose one or all of these activities)

- Picnic Packing
- Faces in the Crowd
- Foods Then and Now

Make It True

- Introductory Sketch
- Bible Story
- Worship

Make It Stick

(Choose as many of these activities as you like)

- Memory Verse Rhythm
- Fish and Loaves Sculpture
- Hard Workout
- Snack Sticks (Bible story review)
- Fast Food Fish

Make It Real

- Small Group Time
- Prayer
- Dismiss: Small Talk cards

If you are choosing to lead "Foods Then and Now" during Make It Fun, the Bible story in Make It True, or "Snack Sticks" during Make It Stick, post the "Allergy Alert Poster" (from the Activity Pages on the Web site). Be sure to list the foods you will be serving today. As parents bring their children to your room, call their attention to the sign.

Jesus wants to be my friend forever.

Key Question: Is anything too hard for Jesus?

Bottom Line: *Jesus can do anything.*

Memory Verse: "God can do anything."

Matthew 19:26, CEV

Bible Story Focus: Nothing is too hard for Jesus.
Feeding 5000 • Mark 6:30-44

Make it fun

INTRODUCTORY ACTIVITIES 10 MINUTES

Prepare to offer one or more of the following activities as your 3-, 4-, or 5-year-olds arrive. Let one or two teachers lead activities in different areas of the room while another teacher greets parents and kids at the door.

PICNIC PACKING

Begin this activity in the home living area.

Whatcha Do: Tell children you are going on a pretend picnic. Talk about what you will need to bring. Pack for the outing, and then travel to the blocks area for a pretend picnic.

Whatcha Say: "Does everyone know what a picnic is? (Pause for responses.) Yes, a picnic is when you pack food to eat outside. In today's Bible story, you'll hear how some people didn't pack any food for a picnic, but they got something to eat anyway. Let's go on a pretend picnic. What do we need to pack?" (Guide children in selecting items for the picnic, and then pack up and go on your pretend picnic.)

WHAT CHA NEED

- A large picnic basket
- A blanket
- Paper or plastic plates
- Plastic utensils
- Napkins
- Plastic water bottles
- Plastic toy food

FACES IN THE CROWD

Whatcha Do: Give each child a copy of "Crowd Faces." Instruct kids to draw faces on the ovals on their pages. Encourage them to draw eyes, noses, mouths, ears, beards, glasses, or whatever else they like to make their faces unique. Write each child's name on the back of her sheet. Tape the pages on a wall in the Bible story area to make a big crowd of faces.

Whatcha Say: "Have you ever been someplace where there was a giant crowd of people, like a park or a ball game? In today's Bible story, there was a crowd of at least 5,000 people! Can you imagine how big a crowd that is? We're going to make faces on these sheets and put them up on the wall to make a big crowd of people. You can draw any kind of faces you like. Let's get started."

WHAT CHA NEED

- "Crowd Faces" (from the Activity Pages on the Web site) copied on white paper for each child
- Crayons or washable markers
- Masking tape

Be sure to list the foods you will be serving today on the "Allergy Alert Poster" (from the Activity Pages on the Web site) and post it at the door to your room.

FOODS THEN AND NOW

Whatcha Do: Help kids wash their hands. Place the Bible times food items on a tray with a tent card labeled "Then." Place the present day food items on the other tray with a tent card labeled "Now." Allow children to sample one or two of the items on each tray. This is not snack time. Children will only get a small sample of a few of the foods.

Whatcha Say: "Did you know that people in Bible times didn't eat all the same foods we eat today? For instance, they didn't have Goldfish® crackers or Cheerios®. For a snack, boys and girls in Bible times might have had some dates (*point to the dates*) or some cheese and flat bread (*indicate pita bread or matzo bread*). If you listen closely to our Bible story today, you'll hear about some food the people ate for their meal. Let's try some of these different foods from Bible times and from today."

WHAT CHA NEED

- A variety of foods to taste both from Bible times and from present day. Some suggestions include pita bread, matzo bread, halved olives, halved grapes, raisins, dates, graham crackers, Goldfish®, banana slices, Cheerios®, and mandarin orange sections
- Two serving trays
- Flat toothpicks
- Napkins
- Two tent cards, one that reads "Then," and one that reads "Now"

Jesus wants to be my friend forever.

Key Question: Is anything too hard for Jesus?

Bottom Line: *Jesus can do anything.*

Memory Verse: "God can do anything."

Matthew 19:26, CEV

Bible Story Focus: Nothing is too hard for Jesus.
Feeding 5000 • Mark 6:30-44

Make it true

LARGE GROUP

15 MINUTES

After children have participated in Make It Fun, gather them for a large group time that includes an introductory sketch, a Bible story, and interactive worship.

Choose an adult who relates well to preschoolers to tell the Introductory Sketch. If possible, use the same adult all year. To add variety, consider videotaping the sketch and playing the video during Make It True.

A Worship Leader and live instruments are recommended. Encourage children to be active during worship by providing suggested materials and/or incorporating appropriate hand motions as described in the teaching instructions that follow.

INTRODUCTORY SKETCH

HOST: "How many of you like to finger paint? I do, too. When I was little I used to love to finger paint."

"I remember one Saturday afternoon when my mom had promised to finger paint with me. I'd been waiting all morning for us to paint together, but she had been busy preparing for a dinner party that night. I ran into the kitchen that afternoon and asked, 'Are you ready to finger paint yet?'"

• No supplies needed.

"I'm sorry,' she said. 'I still have two or three more things to finish before our dinner party tonight. As soon as I'm finished, I promise I'll come paint with you.'

"My mom had been working so hard preparing for the dinner party. There was so much food in our kitchen that it seemed like hundreds of people were coming over. My mom had been in the kitchen all day long.

"I tried to be patient. I went back to my room to play with my building blocks, but it wasn't any fun playing by myself. Besides, I really wanted to finger paint. So a few minutes later, I went back into the kitchen and spotted Mom stirring a big pot on the stove.

"What about now?' I asked her. 'Are you finished yet, Mom? Can you play with me now?'

"I promise I'll be finished in 15 minutes,' she said. 'I just have to get these cookies out of the oven, and then I'll be ready.'

"My mom finally finished up her cooking, and we did get to finger paint. It sure took her a long time to cook all that food for the party, though. I guess it takes a lot of work to feed a crowd of people. Did you know there's a story in the Bible about a big crowd that was hungry? Let's listen to find out what happened."

Jesus wants to be
my friend
forever


Be sure to list the foods you will be serving today on the "Allergy Alert Poster" (from the Activity Pages on the Web site) and post it at the door to your room.



BIBLE STORY


STORYTELLER: (*Open the Bible to Mark 6:30-44.*) "The Bible is God's Word, and it tells us what God wants us to do. Today's Bible story is about something amazing that Jesus did.

"One day Jesus found himself surrounded by a huge crowd who all wanted to hear Him teach. After He spoke to them about God, He noticed that it was getting late in the day. There were thousands of people there. (*Point to the 'Crowd Faces' on the wall.*) Look at all these faces you colored today. There are a lot of faces here, but there were even more people in the crowd that day. All those people had one thing in common. Do you know what it was? (*Pause for responses.*) They were all hungry.

"What would Jesus and the disciples do? None of them had any food. Even if they did, it wouldn't be enough to feed all the people who had gathered to hear Jesus teach. Jesus saw the problem, but as we learned last week,  **Jesus can do anything.**

"Jesus asked the disciples to see how much food they could collect from the people. When they returned, Jesus asked, 'How much food do you have?' 'We only have five loaves of bread and two small fish,' they replied.

"So Jesus asked the crowd to sit down in groups. Then He took the fish and loaves (*grab your basket with one loaf and two plastic fish*), looked to heaven, and thanked God for the food. Then He began to break the bread into pieces and pass it to the disciples to give to the people. (*Begin breaking pieces of bread from the loaf and passing the pieces to the children to eat.*)

"Then Jesus gave the disciples pieces of fish to give to the people. The disciples kept passing out pieces of bread and fish until everyone in the crowd had eaten until they were full. When all of the people were full, there were (*pick up the other basket with loaves and fish*) 12 baskets full of leftovers. Jesus feed thousands of people with only five loaves and two fish.  **Jesus can do anything.** Can you say that with me?"

- WHAT CHA NEED**
- A Bible marked at Mark 6:30-44
 - A basket with two plastic fish and a loaf of bread that you can tear into pieces for the kids to eat
 - Another basket filled with several pieces of bread and several plastic fish
 - The "Crowd Faces" that the kids made during Make It Fun taped to the walls of the story area



KIDS and STORYTELLER: ✨ "Jesus can do anything."

PRAYER

STORYTELLER: "Let's talk to God now. Close your eyes and bow your heads. (Pause for kids to follow your instructions.) God, thank You for showing us that nothing is too hard for Jesus. Help us to remember that ✨ **Jesus can do anything.** Thank You for loving each one of us. In Jesus' name, Amen."

"God can do anything."
MATTHEW 19:26

WORSHIP

WORSHIP LEADER: "Do you remember the verse and the motions we learned last week? I'll give you a hint. It starts with the word 'God.'" (Show the motion for the word 'God' as you say it. Then open the Bible, read the verse, and do the motions with the kids.)

"God"—Point to the sky.

"Anything"—Fan arms out away from your body.

"Matthew 19:26"—Open hands as if reading a book.

WORSHIP LEADER: "I'm so glad to know that God can do anything. Let's thank God for loving us by worshipping Him today. Remember, worship is our way of telling and showing God that we love Him."

Lead the kids to sing "WannaBe," track 3, from the CD *KidStuf Classics: Get Down*. If possible, have someone play guitar as you sing. If you use the CD, let kids sing the entire song. Use the following motions:

"Heart that beats for you"—Put both your hands over your heart like it's beating.



WHAT CHA NEED

- A CEV Bible marked at Matthew 19:26
- A CD player
- The CDs *KidStuf Classics: Get Down* and *UpStreet Kids: Hey God!*
- A guitar (optional)
- Also, use this month's original worship song, which you can download from the Web site, during this segment or whenever you like this month.



"open my eyes so that i can see the wonderful truths" Psalm 119:18



FEBRUARY / WEEK 2 / 3s-5s

- "Mouth speakin' truth"—Put your hands beside your mouth and make them open and close like a mouth.
- "Eyes that look always to you"—Point to your eyes, and then to the sky.
- "Ears that hear your word"—Cup your hands behind your ears.
- "Hands that hold your sword"—Put your hands together in front of you, and then open them like a book.
- "Feet that walk only with you"—Walk in place.
- "Yeah, yeah"—Punch your hand in the air twice.
- "Part of you"—Point to the sky.

WORSHIP LEADER: "That was such good worshipping! God deserves our worship because God can do anything. There isn't any problem He can't solve. There isn't anything His Son, Jesus, can't fix either. **Jesus can do anything**, too. Can you say that with me?"

KIDS and WORSHIP LEADER: **"Jesus can do anything."**

WORSHIP LEADER: "Do you know what else the Bible tells us about Jesus? The Bible tells us that **Jesus wants to be my friend forever**. Did you know that Jesus wants to be your friend forever? Say it with me."

KIDS and WORSHIP LEADER: **"Jesus wants to be my friend forever."**

WORSHIP LEADER: "I love to worship God, so let's sing another song to Him. This song is called 'No One Like Our God.' There is no one like our God, so let's sing to Him."

Lead kids to sing "No One Like Our God," track 4, from the CD *UpStreet Kids: Hey God!*

WORSHIP LEADER: "Thank you so much for worshipping God with me. Let's listen to (say teacher's name) to find out what fun thing comes next."

A FIRST
IMPRESSION
OF A LOVING
HEAVENLY
FATHER



Jesus wants to be my friend forever.

Key Question: Is anything too hard for Jesus?

Bottom Line: *Jesus can do anything.*

Memory Verse: "God can do anything."

Matthew 19:26, CEV

Bible Story Focus: Nothing is too hard for Jesus.
Feeding 5000 • Mark 6:30-44

Make it stick

APPLICATION ACTIVITIES

35 MINUTES

These activities are designed to help preschoolers understand and remember today's Bible story and Bottom Line. Offer as many of the following activities as your time, facilities, resources, and leadership allow. You may want to lead one activity at a time. Or offer two activities at once and allow half of the kids to participate in each, then switch groups and repeat the activities.

Memory Verse Rhythm

Whatcha Do: Sit in a circle with the children. Guide children to clap their hands and pat their legs in a slow rhythm as they say the rhyme below. Repeat the rhyme and rhythm, getting faster each time. To extend the activity, substitute the children's suggestions for what they can do and say the rhyme again.

• No supplies needed.

Whatcha Say: "We're going to play a rhythm game to help us learn our Bible verse this month. The verse is Matthew 19:26, and it says, 'God can do anything.' Say that with me. (Repeat with children.) God has given Jesus the power to do anything, too. **Is anything too hard for Jesus?** No. **Jesus can do anything.** Now here's how we play our game. I want you to clap your hands,

and then pat your legs in a slow rhythm like this.
(*Demonstrate.*) Now do it with me. (*Lead the children in the rhythm.*) Now let's learn the rhyme. We'll say it slowly at first. Then we'll see how fast we can go.


"God can do, God can do, God can do anything!
I can play and dance and sing,
But God can do anything!"

Fish and Loaves Sculpture

Whatcha Do:

Before the activity: Cut off the top part of each lunch sack, leaving a 3-inch high "basket."

During the activity: Place an equal amount of the modeling compound in front of each child. Provide younger children with fish cookie cutters. Guide children to sculpt a loaf of bread with part of their modeling compound and one or two fish with the rest. Write the kids' names on the bottom of their sacks and then place their loaves and fish in their sacks. Let the modeling compound harden into a sculpture.

Whatcha Say: "In the story today, Jesus fed 5,000 people. That was a hard thing to do, but nothing is too hard for Jesus. **Is anything too hard for Jesus?** No.  **Jesus can do anything.** Do you remember what Jesus fed to the 5,000 people? (*Pause for responses.*) That's right, fish and bread. We're going to make a sculpture of fish and bread to put in these paper bag baskets. You can put your sculpture someplace at home to remind you of our Bible story and that nothing is too hard for Jesus." (*Guide children in sculpting fish and loaves. Younger children can use fish-shaped cookie cutters to make fish.*)

WHAT CHA NEED

- Crayola® Model Magic® modeling compound
- A brown paper lunch sack for each child
- Fish-shaped cookie cutters
- Scissors
- A marker or pen

Hard Workout

Whatcha Do: Lead the children in a series of difficult physical activities, such as running backwards, rolling across the room, doing 10 sit-ups, doing 10 jumping jacks, hopping on one foot as long as they can, and doing push-ups. Talk about the hard workout they're doing. Explain that it may be difficult for them, but nothing is too hard for Jesus.

- No supplies needed.

Whatcha Say: "Today in our Bible story, Jesus did a very hard thing. He fed 5,000 people when there wasn't enough food to feed them. **Is anything too hard for Jesus?** No. ✨ **Jesus can do anything.** We're going to do something that's hard for us right now. We're going to exercise. It's going to be a hard workout. First, let's do some sit-ups. Lay down on the floor and do them like this (*demonstrate*). Let's see how many we can do. (*Try to do 10.*) Wow! That was hard for me, but nothing is too hard for Jesus. ✨ **Jesus can do anything. Is anything too hard for Jesus?** No. (*Encourage children to say the Bottom Line with you.*) ✨ **Jesus can do anything.**" (*Continue with the other exercises, focusing on the fact that the exercises might be hard for you but nothing is too hard for Jesus. Ask the children to keep repeating the Bottom Line with you.*)

Jesus wants to be
my friend
forever

God loves
me
God made me

Be sure to list the foods you will be serving today on the "Allergy Alert Poster" (from the Activity Pages on the Web site) and post it at the door to your room.

Snack Sticks

Whatcha Do: Help kids wash their hands. Review the Bible story with the children. When you reach the part of the story where the disciples fed the crowd fish and loaves, serve the children from your basket. Say a thank-you prayer for the food before children eat it. Then finish the story.

Whatcha Say: "In our Bible story, Jesus was teaching a crowd of people all day long. They were far away from any city. It started to get late. No one had eaten, and everybody was getting hungry. No one had enough food for all the people, though. Do you remember how many people were there? *(Pause for answers.)* Five thousand is a lot of people to feed! That would be too hard for me to do, but nothing is too hard for Jesus. **Is anything too hard for Jesus?** No. **★ Jesus can do anything.** So Jesus fed the 5,000 people with the two fish and the five loaves of bread. We're going to have fish sticks, pieces of bread, and water for a snack. *(Serve the kids.)* Who would like to say a thank-you prayer for our snack? *(Select a child and pray together.)* Jesus fed all those people bread and fish and even had baskets full of leftovers! **Is anything too hard for Jesus?** No. *(Encourage children to say the Bottom Line with you.)* **★ Jesus can do anything."**

WHAT CHA NEED

- A basket lined with a cloth or paper napkin
- Pre-cooked fish sticks
- Pre-cooked thin dinner rolls that look like small loaves of bread
- Napkins
- Cups
- Water

Fast Food Fish

Lead this activity in the home living area.

Whatcha Do: Set up a pretend fast food restaurant that serves fish, bread, French fries, and fruit. Select one child to be the cook and one child to be a waiter or waitress. Allow the other children to be the customers. Instruct the waiter or waitress to seat the customers, give the customers menus, take orders, give the orders to the cook to prepare, and serve customers. Give the customers one \$5 bill and several \$1 bills from "Play Money" and help them figure out what they must pay for their meals. Encourage the customers to be in a hurry and demand faster service. Allow the kids to take turns being the waiter or waitress, the cook, or customers.

Whatcha Say: "Today we're going to play restaurant. Our restaurant is a fast food fish place. Remember when the people in the Bible story ate fish? We have menus and food. We'll take turns pretending to be the cook, the waiter or waitress, or one of the customers. (*Designate roles and begin playing. As you play, point out how hard it is to serve food to a lot of people.*) I think the cook is having a hard time keeping up with all these orders. And it looks like the waiter (or waitress) is getting tired. It's hard to feed all these customers, isn't it? In our Bible story today, Jesus fed 5,000 people! He didn't have a cook to help Him or a restaurant to get the food from. ★ **Jesus can do anything. Is anything too hard for Jesus?** No. (*Encourage children to say the Bottom Line with you.*) ★ **Jesus can do anything."**

- Several copies of "Fishy Food Menu" (from the Activity Pages on the Web site) on light blue paper
- "Play Money" (from the Activity Pages on the Web site) copied onto light green paper and cut apart
- Paper or plastic plates
- Paper or plastic cups
- Plastic utensils
- Napkins
- Pots and pans
- Cooking utensils
- Two pitchers
- Plastic or pretend food items that include fish, bread, French fries, and fruit
- A small writing pad and pencil
- Aprons
- A cook's hat
- Tables and chairs

WHAT CHA NEED



Jesus wants to be my friend forever.

Key Question: Is anything too hard for Jesus?

Bottom Line: *Jesus can do anything.*

Memory Verse: "God can do anything."

Matthew 19:26, CEV

Bible Story Focus: Nothing is too hard for Jesus.
Feeding 5000 • Mark 6:30-44

Make it real

SMALL GROUP

5 MINUTES

Make It Real is designed to help preschoolers understand how the Bottom Line applies to them. They'll discuss real-life experiences and share prayer requests.

Divide kids into small groups of about five to eight children with each leader. Ideally, assign the same small group leader to the same group of preschoolers for the entire year.


small group time

SMALL GROUP LEADER

(SGL): "Let's think of some things that are hard to do.

Can you name some things that are hard? I'll give you an example. It's hard to learn to tie your shoes. What are some other things that are hard to do?"

Write in the journal the examples the children give you, making sure to repeat them as you write them so the kids understand that you're recording them in the journal.


SGL: "Let me ask you something. Is (read one of the examples the kids gave you) too hard for Jesus? (Pause for responses.) No.  **Jesus can do anything.**"

WHAT CHA NEED

- Use a bookmark or sticky note to mark Matthew 19:26 in a CEV Bible.
- Highlight or underline the verse.
- Provide a journal and a fun-shaped pen for each small group.



Go through each example and ask the children if it's too hard for Jesus, and then repeat the Bottom Line.

SGL: (Show the symbol you put in the journal last week.) "Remember this picture from last week? This picture helps us remember that even when things are hard for us,  **Jesus can do anything.** That's what our Bible verse says. Let's read it together."


Let kids take turns opening the Bible to the marked verse. Say the verse aloud each time.


prayer

SGL: "I'm so glad that I can pray and talk to God. We can all talk to God anytime we want to. Let's praise God because nothing is too hard for Him."

Encourage one of the children to pray with you. Then close in prayer.

get ready to dismiss

parents can get them easily. Greet parents at the door and give them a copy of Small Talk. Encourage parents to use Small Talk throughout the week as they continue helping their child understand that  **Jesus can do anything.**

If a parent did not receive a magnet last week, explain that this month preschoolers are learning that  **Jesus can do anything.** Point out this month's memory verse and the symbol. Encourage parents to put the magnet on their refrigerator so they can see it often and reinforce their child's learning at home during the month.

Set any take-home creations where you or

WHAT CHA NEED

- Copy this week's Small Talk onto cardstock and cut the cards apart.
- Make copies of the "February Magnet" (from the Activity Pages on the Web site) available for parents who did not receive one last week.

