

JESUS WANTS TO BE MY FRIEND FOREVER

WEEK

FOUR

APRIL 2019

SMALL GROUP

3-5

YEAR-OLDS



first look™

TEAM

CEO

Reggie Joiner

DIRECTOR OF MESSAGING

Kristen Ivy

DIRECTOR OF PRESCHOOL STRATEGY

Brittany Compton Robertson

DIRECTOR OF CURRICULUM

Kathy Hill

DESIGN AND BRAND MANAGER

Sharon van Rossum

CREATIVE TEAM

Brittany Compton Robertson

Kathy Hill

Autumn Ward

Ashley Hiers

Donna High

Sharon van Rossum

Deb Springer

McKenzie Causey

WRITERS

Donna High

Emily Meredith

Autumn Ward


USER AGREEMENT

Scripture marked NIV is taken from the Holy Bible, New International Reader's Version™, Copyright © 1995, 1996, 1998 by International Bible Society. Used by permission of Zondervan Publishing House. All rights reserved.

These resources are intended to be downloaded and printed for use by the subscribing entity only and may not be electronically transferred to or duplicated by other non-subscribing entities. Any unauthorized reproduction of this material or incorporation into a new work is a direct violation of US copyright laws. ©2019 The reThink Group. All rights reserved. First Look® and the First Look® logo are trademarks of The reThink Group.

"STATEMENT OF FAITH" USER AGREEMENT

Orange gladly grants permission to churches, schools, and other licensees to tailor First Look® materials to fit their unique leadership requirements, locale and format preferences, and physical environment needs. However, if you wish to edit the content substantively, including Bible stories, learning activities, scripts, and any other content in which biblical principles and concepts are presented, you are obligated to do so within the doctrinal guidelines we've expressed in our Statement of Faith.



PRELUDE

SOCIAL

WORSHIP

STORY

GROUPS

HOME



BIBLE STORY

Jesus wants to be my friend forever.

BREAKFAST WITH JESUS
JOHN 21:1-14

MEMORY VERSE

“A friend loves at all times.”

PROVERBS 17:17, NIRV

KEY QUESTION

Who is your friend?

BOTTOM LINE

Jesus is my friend.

BASIC TRUTH

Jesus wants to be my friend forever.

PRELUDE: Setting the tone for the experience

For Leaders Only
Monthly Overview
Create the Environment

15
MIN

SOCIAL: Providing time for fun interaction

Offer one or more of these activities as preschoolers arrive.
Catch the Fish
Colored Boat Matching
Picnic

10
MIN

WORSHIP: Inviting people to respond to God

Doesn't Matter
Jesus Is Alive

10
MIN

STORY: Communicating God's truth in engaging ways

Introductory Sketch
Bible Story
Prayer

25
MIN

GROUPS: Creating a safe place to connect

Offer as many of these activities as your time, facilities, resources, and leadership allow.
Memory Verse Picnic Party
The Beach
Fish for Breakfast
Parachute
Breakfast on the Beach
Journal and Prayer

HOME: Prompting action beyond the experience

Going Home
Parent Cue

PRELUDE

SOCIAL

WORSHIP

STORY

GROUPS

HOME

15 MINUTES

BIBLE STORY

Jesus wants to be my friend forever.

BREAKFAST WITH JESUS
JOHN 21:1-14

MEMORY VERSE

"A friend loves at all times."

PROVERBS 17:17, NIRV

KEY QUESTION

Who is your friend?

BOTTOM LINE

Jesus is my friend.

BASIC TRUTH

Jesus wants to be my friend forever.



MOVE

an activity that uses a preschooler's natural desire to move to help them learn

1. CATCH THE FISH

WHAT YOU NEED: "Fish" Activity Page, yellow cardstock, scissors, blue plastic tablecloth or butcher paper, and small nets or lunch sacks

(NOTE: You may consider using toy fish or felt fish pieces instead of the Activity Page cutouts.)

WHAT YOU DO:

BEFORE THE ACTIVITY: Copy "Fish" on the yellow cardstock and cut on dotted lines. You will need at least three fish per child. Place the tablecloth or butcher paper onto a table or the floor. Spread the fish all over the cloth or paper.

DURING THE ACTIVITY: Give each child a net or paper bag. Challenge the children to catch the fish with the net or put them in the bag. Repeat as desired.

WHAT YOU SAY:

BEFORE THE ACTIVITY: "Let's go fishing!"

DURING THE ACTIVITY: "We have a lot of fish to catch. (Point to fish and hand out the nets or bags.) Catch the fish and put them in your nets." (Do activity.)

AFTER THE ACTIVITY: "You are awesome fishermen! We are going to hear an amazing Bible story about fisherman today."

TRANSITION: Move to Worship and Story by pretending to fish as you move to the story area.



PRELUDE

SOCIAL

WORSHIP

STORY

GROUPS

HOME

15 MINUTES

BIBLE STORY

Jesus wants to be my friend forever.

BREAKFAST WITH JESUS
JOHN 21:1-14

MEMORY VERSE

"A friend loves at all times."

PROVERBS 17:17, NIRV

KEY QUESTION

Who is your friend?

BOTTOM LINE

Jesus is my friend.

BASIC TRUTH

Jesus wants to be my friend forever.



PLAY

an activity that encourages preschoolers to follow guidelines while having fun and learning new concepts

2. COLORED BOAT MATCHING

WHAT YOU NEED: A plastic wading pool or large plastic bin; 16-20 plastic boats; tape; colored dot stickers or permanent markers in different colors; and water or blue paper shreds to fill the wading pool or bin
(NOTE: If using water, make sure you supervise children at all times and pour out the water at the end of the activity. You'll also need a plastic tablecloth or tarp.)

WHAT YOU DO:

BEFORE THE ACTIVITY: Make sure you have an even number of plastic boats. Use a colored marker or colored dot stickers to label the bottom of a pair of boats with the same color. You'll need two boats with a blue dot, two boats with a red dot, and so on. Fill the wading pool or plastic bin with water or blue paper shreds. If you're using water, place the pool or bin on the floor on top of a plastic tablecloth or tarp. Place the boats in the tub or bin.

DURING THE ACTIVITY: Let the children take turns selecting two boats to turn over and see if they've found a match. If so, let that child select again and remove those two boats from the pool/bin and set aside. Repeat, allowing each child to take a turn. If time allows once all matches are found, place the boats back in the "water" and repeat.

AFTER THE ACTIVITY: If using water, pour it out if possible or place it out of reach of children.

WHAT YOU SAY:

BEFORE THE ACTIVITY: "Hello, friends! Gather over here with me. What do you see? Yes! We have boats. On the bottom of these boats, you'll find a colored dot. I want you to take turns selecting two boats and checking to see if you found matching colored dots on the bottom. So, you will choose two boats and turn them over to see if you have a match." (Do activity.)

AFTER THE ACTIVITY: "That was fun! Great matching, friends. In our Bible story today, we'll hear about some friends on a boat. I can't wait!"

TRANSITION: Move to Worship and Story by pretending to travel out on a boat to fish. You can encourage them to row with an oar, to place the net in the water, to tug and then pull in the catch, and then to row back to shore.



PRELUDE

SOCIAL

WORSHIP

STORY

GROUPS

HOME

15 MINUTES

BIBLE STORY

Jesus wants to be my friend forever.

BREAKFAST WITH JESUS
JOHN 21:1-14

MEMORY VERSE

"A friend loves at all times."

PROVERBS 17:17, NIRV

KEY QUESTION

Who is your friend?

BOTTOM LINE

Jesus is my friend.

BASIC TRUTH

Jesus wants to be my friend forever.



IMAGINE

an activity that lets preschoolers pretend, imagine, and role play to enhance their learning

3. PICNIC

WHAT YOU NEED: "Fish" Activity Page, yellow cardstock, scissors, five empty paper towel tubes, yellow and orange tissue paper, blue butcher paper, and a bowl

WHAT YOU DO:

BEFORE THE ACTIVITY: Copy "Fish" on the yellow cardstock and cut on dotted lines. You will need at least three fish per child. Place the butcher paper onto a table or the floor. Spread the fish all over the paper. Stand the tubes up on the floor in a teepee shape. Tear the tissue paper into long pieces and place them around the tubes to look like a fire. Place the bowl on or near the fire.

DURING THE ACTIVITY: Ask the children to pick the fish and place them in the bowl to cook. Once all of the fish are in the bowl, take out the fish and give them to the children.

AFTER THE ACTIVITY: Allow the children to pretend to eat the fish.

WHAT YOU SAY:

BEFORE THE ACTIVITY: "Let's have a picnic!"

DURING THE ACTIVITY: "We are going to cook fish by the fire. Then we can have fish for our picnic." (*Do activity.*)

AFTER THE ACTIVITY: "Yum! That was an awesome picnic! We are going to hear a Bible story today about a fish picnic, too! I cannot wait to hear our Bible story!"

TRANSITION: Move to Worship and Story by chanting this month's Bottom Line, "Jesus is my friend," as you move to the story area.



PRELUDE

SOCIAL

WORSHIP

STORY

GROUPS

HOME

25 MINUTES

**HEAR
FROM GOD**
MEMORY VERSE
REVIEW



IMAGINE

an activity that lets preschoolers pretend, imagine,
and role play to enhance their learning

BIBLE STORY

Jesus wants to be
my friend forever.

BREAKFAST WITH JESUS
JOHN 21:1-14

MEMORY VERSE

“A friend loves at all times.”

PROVERBS 17:17, NIRV

KEY QUESTION

Who is your friend?

BOTTOM LINE

Jesus is my friend.

BASIC TRUTH

Jesus wants to be
my friend forever.

1. MEMORY VERSE PICNIC PARTY

WHAT YOU NEED: A large blanket

WHAT YOU DO:

BEFORE THE ACTIVITY: Lay out a blanket in an open area of the room.

DURING THE ACTIVITY: Have the children gather with you on the blanket for a “picnic.” Repeat the verse as you pretend to have a picnic.

WHAT YOU SAY:

DURING THE ACTIVITY: “In our Bible story today, we learned about how Jesus had a picnic on the beach with His friends! Let’s sit here together and have a picnic as we say our verse. Let’s say it together: A friend loves at all times, Proverbs 17:17 (NIRV). Great job! Will you pass the sandwiches? (Pretend to eat.) These are so yummy. When does a friend love? A friend loves at all times. Good job!”

AFTER THE ACTIVITY: “That was fun having a picnic together! I’m so glad to know that Jesus wants to be my friend forever. Tell me: **Who is your friend?** (Pause for answers.) Yes! **Jesus is my friend.**”



PRELUDE

SOCIAL

WORSHIP

STORY

GROUPS

HOME

25 MINUTES

TALK
ABOUT GOD
BIBLE STORY
REVIEW



IMAGINE

an activity that lets preschoolers pretend, imagine,
and role play to enhance their learning

BIBLE STORY

Jesus wants to be
my friend forever.

BREAKFAST WITH JESUS
JOHN 21:1-14

MEMORY VERSE

"A friend loves at all times."

PROVERBS 17:17, NIRV

KEY QUESTION

Who is your friend?

BOTTOM LINE

Jesus is my friend.

BASIC TRUTH

Jesus wants to be
my friend forever.

2. THE BEACH

WHAT YOU NEED: Cookie sheet; sand or rice; blue fabric and construction paper; and five Little People® figures

WHAT YOU DO:

BEFORE THE ACTIVITY: Place the sand or rice on one half of the cookie sheet and the fabric or paper on the other half.


DURING THE ACTIVITY: Use the figures to reenact the Bible story. Allow the children to play with the figures on the cookie sheet.

WHAT YOU SAY:

BEFORE THE ACTIVITY: "We heard an amazing Bible story today!"

DURING THE ACTIVITY: (Place four figures on the blue side of the cookie sheet.) "Jesus came back after He was in the tomb. He promised His friends that He would come back. Jesus' friends were fishing in the ocean. (Point and place the other figure on the sand side of the cookie sheet.) They looked on the beach and saw JESUS! They were so surprised! They came to the beach (move figures to beach side) to see Jesus. Jesus was cooking lunch for them. WOW! Jesus made them a picnic!" (Allow the children to play with the cookie sheet and figures.)

AFTER THE ACTIVITY: "Jesus was the fishermen's friend and He wants to be our friend, too. **Who is your friend? Jesus is my friend!**"



PRELUDE

SOCIAL

WORSHIP

STORY

GROUPS

HOME

25 MINUTES

**LIVE
FOR GOD
APPLICATION
ACTIVITY**



THINK

an advanced activity specifically designed for older preschoolers

BIBLE STORY

Jesus wants to be my friend forever.

**BREAKFAST WITH JESUS
JOHN 21:1-14**

MEMORY VERSE

“A friend loves at all times.”

PROVERBS 17:17, NIRV

KEY QUESTION

Who is your friend?

BOTTOM LINE

Jesus is my friend.

BASIC TRUTH

Jesus wants to be my friend forever.

3. FISH FOR BREAKFAST

WHAT YOU NEED: “Fish Strips” and “Bottom Line Labels” Activity Pages, white cardstock, Avery® #5160 labels or equivalent, paper plates (*one per child*), preschool scissors, and glue sticks

WHAT YOU DO:

BEFORE THE ACTIVITY: Copy the “Fish Strips” Activity Page onto cardstock and cut apart the strips along the solid lines. You’ll need one strip of fish per child. Copy the “April Week 4 Bottom Line Labels” onto label paper (*one label per child*). Place the plates, scissors, and glue sticks on the tables.

DURING THE ACTIVITY: Give each child a plate and strip of fish. Encourage them to cut along the dotted lines to cut the fish apart and then glue them onto their plate. Pass out a label to each child to place on the bottom of the plate.

WHAT YOU SAY:

DURING THE ACTIVITY: “What did Jesus and His friends eat at their picnic? (*Pause for responses.*) Yes! They had fish. I want you to add these fish to your plate. Let’s cut along the dotted lines and glue them down with the glue stick.”

AFTER THE ACTIVITY: “Great job, friends! The label says, ‘**Jesus is my friend.**’ **Who is your friend? Jesus is my friend.**”



PRELUDE

SOCIAL

WORSHIP

STORY

GROUPS

HOME

25 MINUTES

**LIVE
FOR GOD
APPLICATION
ACTIVITY**



MOVE

an activity that uses a preschooler's natural desire to move to help them learn

BIBLE STORY

Jesus wants to be my friend forever.

**BREAKFAST WITH JESUS
JOHN 21:1-14**

MEMORY VERSE

"A friend loves at all times."

PROVERBS 17:17, NIRV

KEY QUESTION

Who is your friend?

BOTTOM LINE

Jesus is my friend.

BASIC TRUTH

Jesus wants to be my friend forever.

4. PARACHUTE

WHAT YOU NEED: Fish toys or fish foam cutouts; and a parachute or large sheet

(NOTE: If you do not have fish toys or foam cutouts you may download the "Fish" Activity Page from the website, copy on yellow cardstock, and cut on the dotted lines.)

WHAT YOU DO:

BEFORE THE ACTIVITY: Lay the parachute flat on the floor. Place the fish on top of the parachute.

DURING THE ACTIVITY: Ask the children to stand around the parachute with you and guide them to each pick up a section of the parachute. Invite the children to shake their arms so that the parachute moves very fast. Tell the children that the fish are in the net and you need to bounce them high. Repeat several times.

WHAT YOU SAY:

BEFORE THE ACTIVITY: "Our Bible story was about catching fish."

DURING THE ACTIVITY: "Let's catch fish in the net and bounce them high!"
(Do activity.)

AFTER THE ACTIVITY: "Awesome job! Jesus wants to be our friend just like He was the fishermen's friend. Jesus wants to be our friend forever—no matter what! **Who is your friend? Jesus is my friend!**"

PRELUDE

SOCIAL

WORSHIP

STORY

GROUPS

HOME

25 MINUTES

**LIVE
FOR GOD
APPLICATION
ACTIVITY**



CREATE

an activity that allows preschoolers to review the Bible story, bottom line, or memory verse by creating a craft to take home

BIBLE STORY

Jesus wants to be my friend forever.

**BREAKFAST WITH JESUS
JOHN 21:1-14**

MEMORY VERSE

"A friend loves at all times."

PROVERBS 17:17, NIRV

KEY QUESTION

Who is your friend?

BOTTOM LINE

Jesus is my friend.

BASIC TRUTH

Jesus wants to be my friend forever.

5. BREAKFAST ON THE BEACH

WHAT YOU NEED: "Jesus on the Beach" and "Disciples" Activity Pages, white cardstock, scissors, glue sticks, and fish stickers

WHAT YOU DO:

BEFORE THE ACTIVITY: Copy "Jesus on the Beach" Activity Page onto cardstock (*one per child*). Copy the "Disciples" Activity Page onto cardstock and cut apart. You'll need one set of four disciples per child.

DURING THE ACTIVITY: Pass out a "Jesus on the Beach" page and the "Disciples" cutout to each child. Instruct the children to glue their four disciples onto the page next to Jesus on the beach. Then encourage them to add two or three fish stickers to the page on the fire.

WHAT YOU SAY:

DURING THE ACTIVITY: "Today we learned about how Jesus came back to see His friends. He made breakfast for them on the beach like a picnic. Who do you see on this page? (*Pause for responses.*) Yes! Jesus. But Jesus is by himself. We need to add His friends! Let's use the glue sticks to add the friends to our picture. And finally, what did they eat? (*Pause for responses.*) Fish! Let's add two or three fish stickers to the fire to show how Jesus cooked the fish for His friends."

AFTER THE ACTIVITY: "Your pictures look great! Jesus' friends were SO happy to see Him. They enjoyed a picnic together on the beach. Jesus' friends knew that He loved them. Jesus wants to be our friend forever too. **Who is your friend? Jesus is my friend!**"



PRELUDE

SOCIAL

WORSHIP

STORY

GROUPS

HOME

25 MINUTES

**PRAY
TO GOD**
PRAYER
ACTIVITY



REFLECT

an activity that encourages personal application and prayer

BIBLE STORY

Jesus wants to be my friend forever.

BREAKFAST WITH JESUS
JOHN 21:1-14

MEMORY VERSE

"A friend loves at all times."

PROVERBS 17:17, NIRV

KEY QUESTION

Who is your friend?

BOTTOM LINE

Jesus is my friend.

BASIC TRUTH

Jesus wants to be my friend forever.

6. JOURNAL AND PRAYER

WHAT YOU NEED: Paperclip "Memory Verse Card" in your Bible at Proverbs 17:17. Provide a journal and a fun-shaped pen for each small group. You will also need your reward stickers/hand stamp and one heart sticker for each child.

SMALL GROUP LEADER (SGL): "It's Small Group time! I want everyone to pretend you're carrying a big fish in your hands like this.

(Pretend that you're holding a big fish.)

"Okay, don't drop your fish. We've got to take them to our Small Group spot. Here we go! Hold on to your fish and follow me.

(Lead the children to your Small Group spot and pretend you are all carrying fish.)

"Good job! We carried our pretend fish to our Small Group spot like Jesus' friends carried their fish to Jesus. Give a friend a high five! *(Pause.)* Now let's sit down and talk about the Bible story. One, two, three, sit down with me!

(Open the Bible and lay it open in front of the children.)


"When Jesus' friends saw Him standing on the beach, they were SO excited to see Him again. Jesus told them to bring the fish they caught, so they did! When they got to Jesus, He was cooking fish and bread for them. They had a breakfast picnic right there on the beach! All of Jesus' friends were so happy to have their good friend back. It was the best day ever!

"BUT Jesus didn't come back just to be their friend. Jesus came back to be your friend, too. **Who is your friend?**"

CHILDREN AND SGL: "Jesus is my friend!"

SGL: "That's right! Jesus is your friend and He wants to be your friend forever! Who wants to be your friend forever?"

CHILDREN AND SGL: "Jesus wants to be my friend forever!"



PRELUDE

SOCIAL

WORSHIP

STORY

GROUPS

HOME

25 MINUTES

**PRAY
TO GOD
PRAYER
ACTIVITY**



REFLECT

an activity that encourages personal application and prayer

SGL: "And we know Jesus is the best friend ever because Jesus loves us at all times, just like it says in the Bible verse we've been learning.

(Turn the pages of your Bible to the Memory Verse Card.)

"It says: A friend loves at all times, Proverbs 17:17.

"Now, I know you're ready to say the verse all by yourself. And I have my stickers/hand stamp (*hold them up*) ready for anyone who tries. But first, I want us to say the verse together. Then, anyone who wants to try and say it can have a turn. Everyone stand up and let's say it together with the motions."

CHILDREN AND SGL: "A friend (*hook your pointer fingers together*) loves (*hug yourself*) at all times (*stretch your arms out to each side with your palms facing up as you turn in a circle*), Proverbs 17:17." (*Open your hands like a book.*)

SGL: "Yay! (*Clap for the children.*) I want everyone to sit back down. When it's your turn to say the verse you can stand up. Who wants to try and say the verse first?"

(Give each child the opportunity to say the verse on his own. Have your stickers/hand stamp ready to give when they say it.)

"I am so proud of each of you! Way to go!

(Give each child a high five.)

"Now it's time to sit down and write in our prayer journal.

(Hold journal and fun-shaped pen.)

"I want to do something special in our prayer journal today. I will write your name. When I say your name, I will give you a heart sticker for you to put by your name. When you put the heart sticker by your name, I want you to say, '**Jesus is my friend.**' First, I'll write my name. Watch what I do.

*(Write your name. Place a heart sticker by your name and say, "**Jesus is my friend.**" Then write each child's name. Each time you write a child's name, say it out loud, give them a heart sticker, and prompt them to say, "**Jesus is my friend,**" when they put the heart sticker by their name.)*

PRELUDE

SOCIAL

WORSHIP

STORY

GROUPS

HOME

25 MINUTES

PRAY
TO GOD
PRAYER
ACTIVITY



REFLECT

an activity that encourages personal application and prayer

"Thank you for doing that. Let's pray and thank God for giving us such a special friend like Jesus. Would anyone like to pray before I pray?"

(Give each child who wants to pray the opportunity to do so.)

PRAYER

SGL: "Dear God, thank You for *(name each child)*. Thank You that they have heard the GOOD NEWS that Jesus is alive and He wants to be their friend forever. Thank You for Jesus and that He is the kind of friend that loves us at all times. We love You, God. In Jesus' name, amen."