

Look Up: 1 Thessalonians 5:15

What is this verse saying?

How can knowing this truth help me this week?

Look Up: Romans 12:17

What is this verse saying?

How can knowing this truth help me this week?

Look Up: Romans 12:18

What is this verse saying?

How can knowing this truth help me this week?

Look Up: John 16:33

What is this verse saying?

How can knowing this truth help me this week?

Look Up: Colossians 3:15

What is this verse saying?

How can knowing this truth help me this week?

Look Up: 2 Corinthians 13:11

What is this verse saying?

How can knowing this truth help me this week?

Look Up: Luke 6:27

What is this verse saying?

How can knowing this truth help me this week?

Look Up: Matthew 5:9

What is this verse saying?

How can knowing this truth help me this week?

What to Do:


Print and cut apart. Provide one set of cards for each small group.

Paired Up Verse Cards

March 2018, Week 4, Small Group 2-3
©2018 The reThink Group, Inc. All rights reserved.

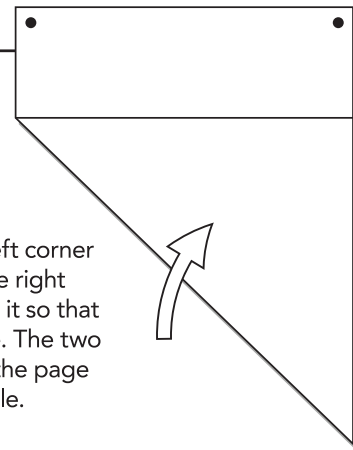
1

Draw two dots at the top of the page; one dot in each corner.



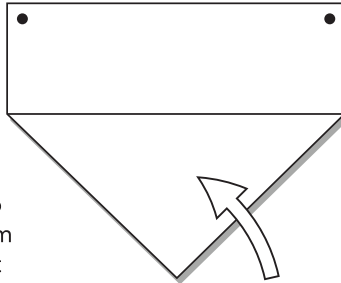
2

Take the bottom left corner and pull it up to the right hand side, aligning it so that you form a triangle. The two dots at the top of the page should still be visible.



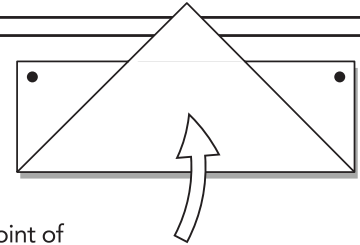
3

Take the bottom right corner and bring it up to the left hand side to form a triangle (with the point facing down). The two dots should still be visible.



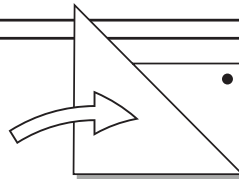
4

Bring up the bottom point of the triangle and fold over where the other folds end. The two dots should still be visible.




5

Flip the paper over so the dots are not visible and fold the whole thing in half, from left to right. Once you make the fold, you will be able to see one dot.



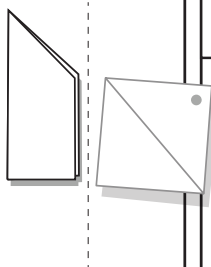
6

Line up your index or pointer finger about an inch from the left hand fold. Your finger should be parallel to the fold.



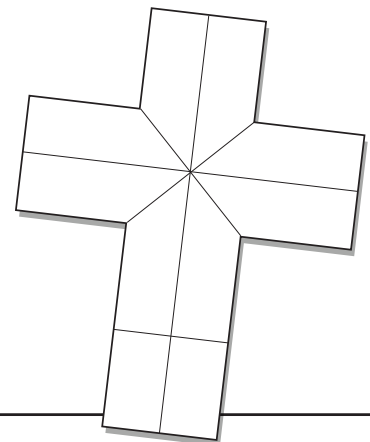
7

Use scissors to cut straight across the folded paper, using your finger as a guide.



8

Unfold the paper to reveal the cross.



What to Do:

Make two copies of these instructions for each small group.

Folding Instructions

March 2018, Week 4, Small Group 2-3
©2018 The reThink Group, Inc. All rights reserved.

Let us therefore make
every effort to do what
leads to peace and to
mutual edification.



ROMANS 14:19, NIV

What to Do:

Print onto white cardstock. Make one puzzle for each kid.

Memory Verse Puzzle

March 2018, Week 4, Small Group 2-3
©2018 The reThink Group, Inc. All rights reserved.

So let us do all we
can to live in peace.
And let us work hard
to build up one another.



ROMANS 14:19, NIV

What to Do:

Print onto white cardstock. Make one puzzle for each kid.

Memory Verse Puzzle

March 2018, Week 4, Small Group 2-3
©2018 The reThink Group, Inc. All rights reserved.