



2025 SOUTH DAKOTA DIGITAL GUIDEBOOK

Awesomely Made



CONTENTS

3. Our Team	18. Chanku Waste Ranch Handbook 2025
4. Tentative Week Outline	Ranch Summary
7. Travel Rooming List	Contacts
8. Camp Rooming List	Buildings
9. Prayer Partners	FAQs
10. Prayer Partner Questions	Photography and Social Media
11. Serving Areas	Dress Code
12. Camp Map	Music Policy
13. Beaded Feather	Extra Policies
14. Sharing The Gospel	Head Lice Procedures
16. Mission Team Covenant	Cleaning Procedures
	Camp Week Snapshot
	Emergency Services
	Tips for:
	- Bible Time
	- Specific Age Groups
	- Kitchen
	- Crafts
	- Recreation
	- Bus Drivers
	Specifics for each class / age group
	Camp Schedule
	Water Day Schedule



OUR 2025 S.D. MISSIONARIES

Men

Josh Ferguson
Mark Atherton
David Rodgers
Bryce Hancock
Jacob Corum
Cory Wollin
Lance Woolverton
Jackie Basham
Gordon Sullivan
Landon Rafferty
Robert Carter
Chris Jones
Jeremy Simon
Ryan Long
Jimmy Schinault
Darrel Criss
Brannon Pendergraft
Anthony Criss

Boys

Connor Crabtree
Eli Roberts-Jacobsen
Slaton Carter
Tyler Schinault
Clark Bell
Cruz Ferguson
Kody Hancock
Blaine Rodgers
Jake Ramsey

Women

Sheilia Royal
Blair Lamb
DJ Atherton
Andrea Crabtree
Shannon Hancock
Lenae Bell
Audra Waites
Jaclyn Graves
Sarah Lee
Kelly Murphy
Sarah Velotta
Vickie Lambert
Stacy Haley
Carla Clayton
Sherry Sparks
Danielle Hutchinson
Kirstin Ayer
Kelsey Simon
Jennifer Lee
Elaina Norton
Olivia Lynch
Johnna Kuegel
Lauchlinn Bays
Aislinn Bays
Rhiannon Bays
Macy Calhoun

Girls

Adelynn Blair
Blakeley Wethington
Lila Bell
Dawn Hancock
Julia Bell
Zoey Ramsey
Sarah Hardin
Callie Rodgers
Hadley Waites
Ellie Waites
Zoey Waites
Carsyn Cecil
Jessica Lee
Carly Murphy
Ellie Murphy
Addalyn Velotta
Willow Haley
Khloe Long
Ellareese Bays
Caroline Pendergraft

TENTATIVE WEEK OUTLINE

FRIDAY

Travel day with bathroom breaks every few hours

Fuel and Bathroom – Love’s Travel Stop @ **Mt. Vernon, IL**

Lunch – Chic-Fil-A, McDonalds, MOD,

Tropical Café, +more @ **Columbia, MO**

Fuel and Bathroom – Love’s Truck Stop @ **Saint Joseph, MO**

Fuel and Bathroom – Love’s Truck Stop @ **Council Bluffs, IA**

Arriving at Hampton Inn & Suites, 101 Sodrac Dr.,

@ **North Sioux City, SD** around 7:00 and dinner

Dinner choice - Panera Bread, Texas Roadhouse, Qdoba,
Old Chicago, Buffalo Wild Wings, Red Robin, Olive Garden

SATURDAY

Travel day leaving **Sioux City** at 7 AM

Fuel and Bathroom @ **Kimball, SD**

Picnic Lunch and Souvenir Stop @ Badlands Trading Post (**exit 131**)

After lunch we will travel just a few minutes to a scenic (1 hour) stop in the **Badlands National Park** to experience two badlands trail options.

Door Trailhead (more details at [nps.gov](https://www.nps.gov))

A wheelchair-accessible ¼ mile boardwalk leads through a break in the Badlands Wall known as “the Door” to a panoramic view of the Badlands. From there, the maintained trail ends and continues onto Badlands bedrock, with yellow posts marking the primitive portion of the trail. Travel beyond this point is at your own risk. This popular trail provides spectacular views of rugged badlands geology.

Notch Trailhead (more details at [nps.gov](https://www.nps.gov))

After meandering through a canyon, this 1.5-mile (round trip) trail climbs a log ladder and follows a ledge to “the Notch” for a dramatic view of the White River Valley. Trail begins at the south end of the Door and Window parking area. Watch for drop-offs. Not recommended for anyone with a fear of heights. One of the most popular hikes in the Badlands, Notch Trail is known for its log ladder and fantastic views. This trail will take roughly 45 min. to complete.

Arriving @ **Chanku Waste Ranch** around 3:30 PM

Unpack and get ready for dinner prepared by locals

Orientation with Camp Staff

SUNDAY

Breakfast @ 7AM.
Leaving camp @ 8:00AM
Worship at Chapel in the Hills at 9:15AM in **Rapid City, SD**
Lunch at Keystone 12PM (souvenir shops)
Prep for the camp week in the afternoon-evening
PGBC worship gathering in the evening

MONDAY

First day of camp
Camp will end around mid-afternoon
Dinner at camp
PGBC worship gathering in the evening at Creator's Fellowship Church
(10 min from camp)

TUESDAY

Second day of camp
Rosie's Singing Horse Trading Post
Dinner at Rosie's picnic style
Sightsee Wounded Knee on the way back to camp
Dessert when returning to camp
PGBC worship gathering in the evening

WEDNESDAY

Third day of camp
Badlands Loop in the evening
Dinner picnic style at Badlands Loop
Outdoor worship at the overlook

THURSDAY

Last day of camp
Worship night with locals and camp staff
Pack up camp

FRIDAY

Pack trailers @ 6:30AM

Travel day, leaving camp @ 7AM

Snack and Souvenir shops @ Wall Drug (90 min from camp)

Leaving Wall @ 10AM

Picnic Lunch and Fuel @ **Kimball, SD**

Fuel and bathroom –TA Truck Stop @ **Union County, SD**

Dinner and Hotel @ **Council Bluffs, IA**

SpringHill Suites, **Omaha East/Council Bluffs, IA**

McAlisters, Firehouse Subs, Olive Garden, Panda Express,
Longhorn, Freddy's, Buffalo Wild Wings, Panera

SATURDAY

Travel day, leaving Council Bluffs @ 7AM

Fuel and bathroom @ **St. Joseph, MO**

Lunch break, Chic-Fil-A, McDonalds, Chipotle @ **Columbia, MO**

Bathroom – I-64 Rest Area, just east of **St. Louis, MO**

Fuel and bathroom – TA Truck Stop @ **Mt. Vernon, IL**

Arriving at Pleasant Grove between 6-7PM

TRAVEL ROOMING LISTS

FRIDAY MAY 30TH **HAMPTON INN AND SUITES, 101 SODRAC DR., NORTH SIOUX CITY, SD**

1. Josh Ferguson, Cruz Ferguson, David Rodgers, Blaine Rodgers
2. Cory Wollin, Jeremy Simon, Gordon Sullivan, Clark Bell
3. Robert Carter, Jimmy Schinault, Darrel Criss, Anthony Criss
4. Brannon Pendergraft, Slaton Carter, Lance Woolverton, Eli Roberts-Jacobsen
5. Jackie Basham, Jacob Corum, Tyler Schinault, Chris Jones
6. Landon Rafferty, Mark Atherton, Ryan Long

1. Khloe Long, Ellie Murphy, Kelly Murphy, Vickie Lambert
2. Dawn Hancock, Ellareese Bays, Carly Murphy, Willow Haley
3. Caroline Pendergraft, Sarah Lee, Blair Lamb
4. Audra Waites, Hadley Waites, Sarah Velotta
5. Elaina Norton, Jennifer Lee, Blakeley Wethington, Olivia Lynch
6. Callie Rodgers, Carla Clayton, Jessica Lee, Sarah Hardin
7. Johnna Kuegel, Kirstin Ayer, Jaclyn Graves, Kelsey Simon
8. Rhiannon Bays, Julia Bell, Addalyn Velotta
9. Lila Bell, Stacy Haley, Carsyn Cecil, Danielle Hutchinson
10. Macy Calhoun, Zoey Waites, Ellie Waites, Lauchlinn Bays
11. Sherry Sparks, Adelynn Blair, Sheilia Royal, Aislinn Bays

FRIDAY JUNE 6TH **SPRINGHILL SUITES, 3216 PLAZA VIEW DRIVE, COUNCIL BLUFFS, IA**

1. Josh Ferguson, David Rodgers, Landon Rafferty, Cruz Ferguson, Blaine Rodgers
2. Anthony Criss, Darrel Criss, Jimmy Schinault, Ryan Long
3. Robert Carter, Mark Atherton, Jackie Basham, Lance Woolverton
4. Bryce Hancock, Kody Hancock, Clark Bell, Tyler Schinault, Eli Roberts-Jacobsen
5. Cory Wollin, Jeremy Simon, Gordon Sullivan, Connor Crabtree, Jake Ramsey
6. Slaton Carter, Brannon Pendergraft, Chris Jones, Jacob Corum

1. Elaina Norton, Audra Waites, Hadley Waites, Kelsey Simon, Kirstin Ayer
2. Caroline Pendergraft, Shannon Hancock, Stacy Haley, Willow Haley
3. Callie Rodgers, Julia Bell, Addalyn Velotta, Lauchlinn Bays, Ellareese Bays
4. Sherry Sparks, Adelynn Blair, Khloe Long, Vickie Lambert, DJ Atherton
5. Lila Bell, Zoey Ramsey, Johnna Kuegel, Jennifer Lee, Olivia Lynch
6. Jessica Lee, Sarah Hardin, Aislinn Bays, Macy Calhoun, Blakeley Wethington
7. Dawn Hancock, Carly Murphy, Ellie Waites, Zoey Waites, Rhiannon Bays
8. Carla Clayton, Andrea Crabtree, Blair Lamb, Sarah Lee
9. Kelly Murphy, Ellie Murphy, Sheilia Royal, Danielle Hutchinson


CAMP ROOMING LIST

Tonka Building

- | | | | |
|----|---|----|--|
| 1: | Jackie Basham
Darrell Criss
Robert Carter
Anthony Criss
Ryan Long
Jimmy Schinault | 4: | Khloe Long
Lauchlinn Bays
Aislinn Bays
Johnna Kuegel
Blair Lamb
Sarah Lee |
| 2: | Audra Waites
Caroline Pendergraft
Hadley Waites
Vickie Lambert
Sarah Velotta
Sheilia Royal | 5: | Kelsey Simon
Kirstin Ayer
Andrea Crabtree
Sherry Sparks
Carla Clayton
Adelynn Blair |
| 3: | Stacy Haley
DJ Atherton
Kelly Murphy
Danielle Hutchinson
Willow Haley
Ellie Murphy | 6: | Callie Rodgers
Jennifer Lee
Elaina Norton
Olivia Lynch
Blakeley Wethington
Macy Calhoun |

Bunk House

- | | |
|--|--|
| Josh Fergusson
Mark Atherton
David Rodgers
Bryce Hancock
Jacob Corum
Cory Wollin
Lance Woolverton
Gordon Sullivan
Landon Rafferty
Chris Jones
Jeremy Simon
Brannon Pendergraft
Connor Crabtree
Eli Roberts-Jacobsen
Slaton Carter
Tyler Schinault
Clark Bell
Blaine Rodgers
*Kody Hancock
*Cruz Fergusson
*Jake Ramsey | Shannon Hancock
Jaclyn Graves
Lenae Bell
Rhiannon Bays
Lila Bell
Julia Bell
Dawn Hancock
Zoey Ramsey
Sarah Hardin
Ellie Waites
Zoey Waites
Carsyn Cecil
Jessica Lee
Carly Murphy
Addalyn Velotta
Ellareese Bays |
|--|--|



PRAYER PARTNERS

Each night we will spend a few moments meeting with our prayer partners. Plan to set aside time right after worship to connect with each other. It will be easy to get too busy but keep each other accountable. ***There are daily questions to get the conversations started for your prayer partner on the following page.*** Ask about their day. Ask about concerns and victories of the day. Pray briefly out loud for each other. Share your thoughts.

Elaina Norton	-	Jaclyn Graves
Macy Calhoun	-	Shannon Hancock
Callie Rodgers	-	Andrea Crabtree
Ellie Waites	-	Kelly Murphy
Khloe Long	-	Aislinn Bays
Lenae Bell	-	Sarah Velotta
Kelsey Simon	-	Carla Clayton
DJ Atherton	-	Lila Bell
Danielle Hutchinson	-	Stacy Haley
Sarah Lee	-	Addalyn Velotta
Jessica Lee	-	Ellie Murphy
Dawn Hancock	-	Caroline Pendergraft
Carsyn Cecil	-	Sheilia Royal
Carly Murphy	-	Lauchlinn Bays
Johnna Kuegel	-	Audra Waites
Hadley Waites	-	Vickie Lambert
Rhiannon Bays	-	Willow Haley
Blair Lamb	-	Ellareese Bays
Addelyn Blair	-	Julia Bell
Olivia Lynch	-	Zoey Ramsey
Kirstin Ayer	-	Jennifer Lee
Sarah Hardin	-	Blakeley Wethington
Zoey Waites	-	Sherry Sparks

David Rodgers	-	Kody Hancock
Ryan Long	-	Mark Atherton
Lance Woolverton	-	Robert Carter
Cory Wollin	-	Bryce Hancock
Tyler Schinault	-	Chris Jones
Landon Rafferty	-	Blaine Rodgers
Jacob Corum	-	Darrel Criss
Jimmy Schinault	-	Anthony Criss
Josh Ferguson	-	Jackie Basham
Brannon Pendergraft	-	Gordon Sullivan
Connor Crabtree	-	Cruz Ferguson
Eli Roberts-Jacobsen	-	Clark Bell
Jeremy Simon	-	Slaton Carter

PRAYER PARTNER DAILY QUESTIONS

Friday Questions:

Describe the role you're going to be filling on this team. Where will you be utilized each day?
Look at the big picture of your life. How has God prepared you for this opportunity?
What are you most anxious about concerning this trip?

Saturday Questions:

What has God been teaching you today?
How can I best support you throughout this week?
Who on our team will you be a blessing to tomorrow?

Sunday Questions:

What was the last thing you laughed at today?
What's your biggest struggle right now?
How can this team be culturally sensitive to the natives we encounter?
If you only had one day to impact a Lakota child, what would you do and what would you say?

Monday Questions:

What's been the most pleasant surprise of this trip so far?
What could you do tomorrow to make a lasting memory on a child's life?
What adjustments could you make that could potentially make tomorrow the best day of the week?

Tuesday Questions:

What's one thing God has been trying to teach you? Maybe it's been through a scripture verse, a conversation, a situation, or a worship song?
What are some practical things that you can do individually to make this experience better for other people?
Congratulations, you have found a hidden password! Be the first to tell David "waitress" to win a prize)
What concerns do you have about the next 24 hours?

Wednesday Questions:

What was the best part of today for you?
How can I help you during the day tomorrow?
How are you doing physically? And emotionally? And spiritually?

Thursday Questions:

What were you least prepared for on this trip? What surprised you?
What do you want your family and friends to grasp about this trip?
How has God shown up in your life this week?

SERVING AREAS

5-7

Vickie Lambert
Danielle Hutchinson
Josh Ferguson
Jeremy Simon
Dawn Hancock
Zoey Waites
Julia Bell
Ellareese Bays

8-9

Chris Jones
Sarah Velotta
Johnna Kuegel
Lauchlinn Bays
Eli Roberts-Jacobsen
Carly Murphy
Sarah Hardin
Ellie Waites

10-12

Jaclyn Graves
Rhiannon Bays
Aislinn Bays
Connor Crabtree
Blakeley Wethington
Jessica Lee
Gordon Sullivan

13-18

Sheilia Royal
Brannon Pendergraft
Kelsey Simon
Slaton Carter

Recreation

Carla Clayton
Anthony Criss
Cory Wollin
Jennifer Lee (outdoor photos)
Kirstin Ayer
Macy Calhoun

Crafts

DJ Atherton
Callie Rodgers
Stacy Haley
Olivia Lynch (indoor photos)

Stock/Assist

Andrea Crabtree
Willow Haley
Khloe Long
Ellie Murphy

Kitchen

Audra Waites
Elaina Norton
Blair Lamb
Kelly Murphy
Sherry Sparks
Shannon Hancock

Floater

Robert Carter
Landon Rafferty
David Rodgers

Tech

Sarah Lee

Construction

Jackie Basham
Jimmy Schinault
Darrel Criss
Bryce Hancock
Jacob Corum
Lance Woolverton
Mark Atherton
Ryan Long
Tyler Schinault
Clark Bell

Campers

Blaine Rodgers
Caroline Pendergraft
Kody Hancock
Cruz Ferguson
Adelynn Blair
Zoey Ramsey
Hadley Waites
Carsyn Cecil
Addalyn Velotta
Lila Bell
Jake Ramsey

Worship Rally Crew

Addelynn Blair	Carly Murphy
Addalyn Velotta	Kirsten Ayer
Lila Bell	Khloe Long
Julia Bell	Blakeley Wethington
Dawn Hancock	Elaina Norton
Lenae Bell	Caroline Pendergraft
David Rodgers	Macy Calhoun
Zoey Ramsey	Carsyn Cecil
Sarah Hardin	Jessica Lee
Callie Rodgers	Carla Clayton

Čhanjú Wašté Ranch



**SITE
MAP**

**TANKA
BUILDING**
CHAPEL / DINING / KITCHEN

**UPPER
FIELD**

**SHOOTING
RANGE**

BUNK HOUSE

WELLNESS CENTER



**GARAGE
& WELDING SHOP**

ENTRANCE

**LOWER
FIELD**

COURTS

PAVILLION

VOLLEYBALL



BEADED FEATHER

To the Lakota, the spotted eagle is the bravest of all birds. For this reason, eagle feathers have been chosen to symbolize what is the highest, bravest, strongest, and holiest. In Lakota history, eagle feathers are given to another with honor, and the feathers are worn with dignity and pride. They were not given lightly, and even today, respect is shown to these feathers.

Feathers were meant to be honored through display, and to simply put one away was considered disrespectful. (Congratulations, you have found a hidden password! Be the first to tell David “peach” to win a prize). To keep the feathers insight often reminded their owner of the acts they had done to earn it. The feather acted as a reminder of the values that were demonstrated in earning this honor. Feathers commemorated bravery, determination, cunning, skill, and even marked moments of life such as marriage, and birth. A feather was not simply a thing to be owned, it was an honor to be earned.

Feathers often commemorated a great act by a warrior. Each time a warrior earned a feather, he either wore it or put it on a pole used for special occasions. Once he collected enough feathers, they were then made into a headdress. Each feather had special meaning.

Throughout this week we will honor one of our very own team members with a beaded feather at the end of each day. You may nominate any individual for their service throughout the day. The feather will signify the Lakota values of what is highest, bravest, strongest, most determined, skilled, and holy. The feather will also be given to the person who stood out as a spiritual warrior during the day representing the values of Christ likeness, humility, patience, love, obedience, giving, selflessness, and faithfulness. **Nominate a person to receive their first feather by placing their name in the nomination box on the Worship Rally stage. If a nomination has already received a feather in years past, we will thank them for how they are serving but award the feather to someone who has never received a feather yet.**



THE GOSPEL

God's Plan For Me



GOD RULES.

The Bible tells us God created everything, including you and me, and He is in charge of everything. Genesis 1:1; Revelation 4:11; Colossians 1:16-17



WE SINNED.

We all choose to disobey God. The Bible calls this sin. Sin separates us from God and deserves God's punishment of death. Romans 3:23; 6:23



GOD PROVIDED.

God sent Jesus, the perfect solution to our sin problem, to rescue us from the punishment we deserve. It's something we, as sinners, could never earn on our own. Jesus alone saves us. John 3:16; Ephesians 2:8-9



JESUS GIVES.

He lived a perfect life, died on the cross for our sins, and rose again. Because Jesus gave up His life for us, we can be welcomed into God's family for eternity. This is the best gift ever! Romans 5:8; 2 Corinthians 5:21; 1 Peter 3:18; Ephesians 2:8-9



WE RESPOND.

Believe in your heart that Jesus alone saves you through what He's already done on the cross. Repent, turning from self and sin to Jesus. Tell God and others that your faith is in Jesus. John 14:6; Romans 10:9-10,13

WHEN SHARING THE GOSPEL

THIS IS HOW WE RESPOND TO THE GOSPEL:

“A” stands for Admit. A person must admit to God that they are a sinner. They must be sorry for their sin and turn away from sinning. Romans 3:23

“B” stands for Believe. A person must believe that Jesus is God’s Son and that God sent Jesus to pay the penalty of sin. John 3:16

“C” stands for Confess. A person must confess their faith in Jesus Christ as Savior and Lord. Romans 10:9-10

TIPS TO REMEMBER:

1. The Gospel is about TWO characters.

God

Don’t assume the kids understand who God is. They likely hear a lot of mixed messages about this in their world. Explain that God is both loving (John 3:16) and holy (Revelation 4:8).

People

Make sure kids understand that people aren't good when left to themselves. (Congratulations, you have found a hidden password! Be the first to tell David “watermelon” to win a prize). The reality is that we are all sinners (Romans 3:23), having disobeyed the right things we should have done, and that sin is bad and deserves death (Romans 6:23).

2. The Gospel is about TWO actions.

Christ’s action on the Cross

God's action, because of both of our characters, is that He sent Christ to die for our sins on the cross (Romans 5:8).

Our action to trust

Help kids understand that our one and only action for salvation is to trust in Christ (Acts 16:31). The rest all flows from this.



MISSION TEAM COVENANT

Pleasant Grove Baptist Church believes that God is calling missionary teams to bring the fruit of the gospel for the good of the world. (John 15:16) PGBC believes the following elements are crucial to the effectiveness, quality, and safety of a mission endeavor. As a member of a mission team, I will agree to:

- 1, Remember that I am representing Jesus Christ as well as PGBC and the local church we partner with. I will model Jesus in my behavior and attitude.
2. Remember that I am a guest working at the invitation of my hosts. I will respect their ministry methods realizing that ministry in other parts of the world may look different than what I am used to.
3. Commit to being a group of individuals who unite as one in purpose, striving to accomplish the same goal of glorifying Christ and increasing His church. (1 Corinthians 12:1-31)
4. Develop and maintain a servant's attitude toward all we serve and my teammates.
5. In all issues of conflict, I will commit to maintain a humble spirit of confidence, while seeking to affirm one another in love (Ephesians 4:29; Colossians 4:6).
6. Respect my team leader and his/her decisions. In situations of team concerns, the team leader will be the team guide.
7. I will do my best to make sure everything I say is helpful, uplifting and encouraging, making sure my words are not foul or hurtful. (Ephesians 4:29)
8. Respond without defensiveness when corrected, believing the other team members have my best interests and the interests of the team in mind. (Proverbs 27:5-6)
9. I will strive (with God's help) to be an imitator of Christ (1 Corinthians 11:1), not causing a brother to stumble (1 Corinthians 8:9-13) and acting in a manner appropriate to the host culture, doing all for the glory of God. (1 Corinthians 10:31)
10. Refrain from illegal drugs and abstain from the consumption of alcoholic beverages and the use of tobacco while on the trip.
11. If I am attracted to a teammate, I will not attempt to pursue a relationship until after we return home.

12. Refrain from any activity that could be constructed as a romantic interest toward a Native. I realize that certain activities that seem innocent in our own culture may seem inappropriate to others.

13. Attend all team meetings before, during and after the trip. Team meetings are crucial for accomplishing the objectives of the trip and creating unity among the team.

14. Commit myself to personal quiet times by being faithful in my daily time with God. Growing individually is essential to growing as a team.

15. Commit myself to daily prayer, every day up to the end and including our time in the field, for the individuals on our team, our partners we will serve with, and the global church.

At Pleasant Grove Baptist Church, our commitments are based on the firm convictions that no matter what our role at PGBC, as an ambassador of Christ, we are called to live lives of integrity. Those we serve must see consistency in our faith and how we express that faith in our daily lives and in our service together. In other words, “how” we live our lives and serve together is as important as “what” we do in our ministry areas. Our mission teams have a great responsibility to be examples to one another, to the church family, and to those we serve; to distance themselves from the things that are contrary to the Word of God and what the world may condone, accept or even celebrate. Those that serve on mission teams at PGBC must embrace the responsibilities and expectations outlined in the above covenant. This is not done to measure spirituality or promote legalism. Galatians 5:13-14 reminds us that the freedom we have in Christ is best used when we serve one another in love.

Chanjú Wasté Ranch



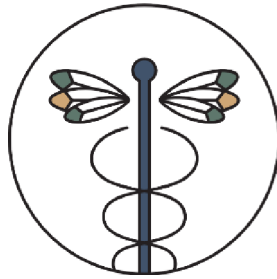
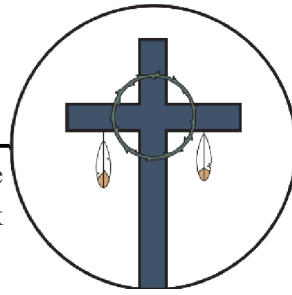
WE
LOVE
CAMP

2025

HANDBOOK

LANES OF MINISTRY


Relational living is a compassionate approach to reflect the Lord's heart. God continues to provide new ways for us to walk with our community in the following areas...



WELLNESS

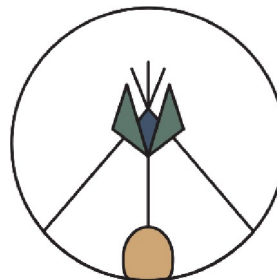
Hope • Healing • Health

CAMP




Joy • Freedom • Safety

CONSTRUCTION



Security • Renewal • Refuge



FAMILY

Family • Advocacy • Ministry

You're coming to SUMMER CAMP!!!

We can't wait to serve alongside YOU and your team this summer at Camp! God has made a way for YOU to meet Him in this place, serve Him, and make much of the name of Jesus, AMAZING! Thank you for your sacrifice and investment to join us in how He is working in our community on the Pine Ridge Indian Reservation. Our hope is that you will be as prepared as possible before you arrive so that you can simply be all in while you are onsite. You'll find a wealth of information here that serves to lay a foundation and equip you. While we are serving alongside one another and connecting with some incredible kids, our time at Čhaŋku Wašté Ranch Summer Camp is a ultimately a precious offering to the Lord; may we each be found faithful to no other name but **Jesus.**

WHEN DO WE GET THERE AND WHAT WILL WE BE DOING?

We are pumped to serve with your team Saturday at 4:00PM to the following Saturday at 10:00AM! It is important that your group ARRIVES NO LATER than 5:00PM so we can enjoy a time of fellowship before the excitement begins! We will gather for supper at 6:00PM Saturday evening followed by orientation. A required Trauma Training will take place Sunday evening, but the remaining weekend hours and evenings are free for your team to determine your activities. Camp Schedules will be provided separately from the Handbook, and the Serving Spaces document breaks down every role to fill for summer camp to be a huge success! We can't wait to see what space God has for YOU!

WHO YA GONNA CALL!?

Please direct all questions to:

Sarah Deible | Camp Director : sarahd@chankuwaste.com (605)454-0087

Amanda Hadden | Operations Director : amanda@chankuwaste.com (605)407-0419

Matt Hadden | Executive Director : matt@chankuwaste.com (605)407-0416

Chad Deible | Campus Pastor : chad@chankuwaste.com (605)454-0088

WHERE IN THE WORLD IS PORCUPINE, SOUTH DAKOTA??

Čhaŋku Wašté Ranch : 118 Čhaŋku Wašté Dr. Porcupine, SD. 57772

From Rapid City Regional Airport:

From Airport Rd, turn left onto SD-44E

Drive 33 miles; turn right onto Main St. into Scenic SD

Drive 18 miles; turn right into Čhaŋkú Wašté Ranch

Traveling West on I-90:

Exit 131 (Cactus Flat); turn left (south)

Drive 8.6 miles (you will go through Badlands National Park); turn left on Hwy 377

Hwy 377 turns into Hwy 44, stay straight (west)

Drive 33 miles; turn left on Bombing Range Rd. (Scenic SD)

Drive 18 miles; turn right into Čhaŋkú Wašté Ranch

Traveling West on Hwy 18:

Turn right on BIA 27 (Bigfoot Trail) toward Wounded Knee.

Drive for 41 miles (12 miles past Common Cents gas station and Creator's Fellowship Church)

Turn left into Čhaŋkú Wašté Ranch

Coordinates: 43.529278, -102.483694

TANKA BUILDING & KITCHEN INFO

Camp Buildings -

- Six bunk rooms/Six bunks in each room
- Team restroom & shower facilities
- Commercial kitchen with storage shelves
- Large pavilion with picnic tables
- Chapel area with sound and video equipment
- Large covered deck
- Separate camper restroom facilities
- Toilet paper, paper towels, hand soap
- Cleaning supplies
- 3 Designated RV hookups

Camp Kitchen - (See the [Kitchen Reference Guide](#) for more detailed information)

- Two Commercial Refrigerators & Chest Freezer
- Commercial Dishwasher & Sinks
- Commercial Gas Oven & Grill
- Commercial Ice Maker
- Large Pots, Pans, & Mixing Bowls
- About 70 sets of cafeteria style plates, cups & silverware
- Paper plates, plastic cups, coffee cups, plasticware, paper towels, napkins, etc.
- Cleaning supplies
- Thirty-Cup Coffee Maker & Bunn Commercial Coffee Maker
- Movie Theater Style Popcorn Maker (Please provide the popcorn)
- Snow Cone Maker (Please provide the syrups)
- Cotton Candy Maker (Please provide the floss sugar & cones)
- Serving Tables
- Serving Utensils
- Two Roasters
- Salad Bar

WHAT DOES EVERYONE WANT TO KNOW?

Can we attend your local church services?

We encourage you to have your own Sunday morning service at Čhanjú Wašté Ranch. We do have services at Creator's Fellowship Church, however we ask that no more than five volunteers attend each week. This allows our church family to worship and fellowship together comfortably without large groups of unknown visitors attending throughout the summer. We do welcome your team to join our Wednesday night prayer services at Creator's Fellowship if your schedule allows.

Are there any sightseeing opportunities in the area?

Yes, very many! Here are a few suggestions within a 2-hour drive: The Badlands National Park (Red Shirt Overlook, Sheep Mountain Overlook), Wounded Knee Massacre Sight, Mount Rushmore, Crazy Horse Monument & Museum, Custer State Park Wildlife Loop, & Wall Drug.

How many kids will attend, and how many people do we need to feed?

Over the years, we've ranged from 30-150+ kids daily, with our most recent average as 95 campers a day in 2024. We recommend planning for 150 people (campers & staff) each day for lunch. We will inform you if we are averaging more or less than the recommended number of people, but your team leaders will also have access to real time numbers each day to help plan prior to your arrival. We are a day camp, and don't know how many kids will choose to attend until the buses arrive. Thank you for your flexibility, we know this is the most challenging part of planning.

What is the weather like?

Unpredictable. It is typically hot during the day and cool at night, but this is not always the case. It is, however, always dry and can be very windy. A light jacket and sunscreen is always recommended. Please keep an eye on the weather in Porcupine, South Dakota to help in planning what to pack.

What kind of food should we prepare for the kids?

The same things kids in your community would like! We want to provide them with healthy food, but also food that they are going to eat. Please do not do hotdogs or sandwiches every day, mix it up! Keep in mind, for some children, this could be the meal they get for the day. We want to feed them well - and expect them to want seconds. Please see the [Kitchen Reference Guide](#) for more detailed information.

What are the camper's ages?

Ages 5-17.

Where is the closest place to pick up supplies?

There is a convenience store 11 miles away for small items. (Congratulations, you have found a hidden password! Be the first to tell David "interstate" to win a prize). The closest Sam's Club or Walmart is about 70 miles away in Rapid City.

Will I have cell phone & data service?

Most major carriers work.

Where can we rent a vehicle?

If you are flying in or just need extra vehicles, all major rental agencies for vans or cars are located at Rapid City Airport. Additional rental locations are available in Rapid City.

How can I partner with CWR financially?

If you would like to donate to our ministry, visit our website at www.chankuwaste.com or scan this barcode with your phone:



PHOTOGRAPHY, SOCIAL MEDIA, & SHARING

Čhaŋku Wašté Ranch engages social media as one tool to make the name of Jesus known, to share the Good News of the gospel, and represent our Oglala Lakota community well. As a summer camp, we are grateful to connect with children from many different experiences, which includes some in very sensitive environments including foster care. We are committed to honoring both our call to protect the young people in our care as well as to respect the requests of those who simply choose not to share photos of their children. We ask you to join us in doing the same.

Čhaŋku Wašté Ranch only posts images of community members that have signed a photo release or given verbal consent. As an organization, we have permission to post publicly, and do so with mindfulness and great discretion. As volunteers you are not given permission by parents/guardians to post publicly pictures that can identify an individual. However, we do welcome you to share anything we have posted on our social media pages.

Also, we hope that you will go and tell all the ways you saw God move when you return home! Please retain discretion, being sure to honor the Lord and our community well. And if done so during your church services, regardless of photo inclusions or not, please do not livestream this portion of your service. Thank you for your adherence to this sensitive area; may the Lord alone be glorified in all we say and do.

PHOTOGRAPHY & SOCIAL MEDIA MAPS

The roadmap to right:

- Ask permission before taking pictures of community members, campers or volunteers; this shows a mutual honor of privacy and respect.
- Speak positively about others when posting to social media.
- Be sensitive to the emotions of participants and volunteers.
- Be sensitive to cultural differences.
- Share what God has said to you or accomplished in you.
- Share the Good News of Jesus Christ.
- Tag #chankuwasteranch in your team photos so your friends/family and church can pray for you and what God is doing here.

The paths to avoid:

- Taking pictures of campers or community members without permission.
- Speaking negatively about anyone in social media posts or comments.
- Sharing pictures that identify individuals or minors. Blurring faces or covering with emojis is also prohibited.
- Sharing personal information about a participant, their home or family.
- Sharing rumors or untruths.
- Using social media to give personal advice to participants, volunteers, or community members.
- Using social media to promote yourself because of your service.
- Engaging in negative or argumentative discussions in the comments to a post or picture.

POLICIES & PROCEDURES

Dress Code Policy

Volunteers and staff are expected to exemplify Christian values in our clothing and conduct while serving at Čhaṅkú Wašté Ranch, even when away from the ministry site.

- No tight or revealing clothing such as halter tops, bare midriff separates, short shorts, biker shorts, or clothing with inappropriate images or wording should be worn.
- Shorts/skorts should be at least fingertip length when standing.
- If leggings are worn, please wear long enough shirts to cover your bottom.
- No bikinis or 2 piece bathing suits.
- Males should have shirts on in public areas at all times while onsite, including water day and down time.
- Volunteers must be fully dressed when leaving the bathrooms, sleeping quarters and the bathhouse. Please change clothes in the bathroom or shower stalls.
- Volunteers are under the authority of their Team Leader. Team Leaders will take responsibility for the dress code of their team.

Volunteers must review the Dress Code before beginning ministry activities. The Team Leader is responsible for enforcing the Dress Code among their team members. The Camp Director will forward Dress Code violations to your Team Leader, including asking participants to change.

Music Policy

We LOVE music and hope that you spend much time in worship while you're here, filling your hearts with melodies you want to overflow through your actions. Music played during chapel, games, or any other public part of your time with us must NOT contain anything vulgar, provocative, or explicit in nature, this includes sexual, drug, or alcohol references. If you would like some suggestions, contact one of our staff members.

Physical Contact Discretion Policy

People from all walks of life have their own boundaries in regards to physical contact with others. Because of this, and the safety and protection of our campers, it is important to ask before hugging or any other form of physical contact with a child, followed by respect for whatever boundaries they expect. Always be mindful of where your hands are placed on children. Regardless of the activity, age, or gender, there are no reasons for hands being on or close to private areas of a child. Please keep special attention in regards to physical contact with campers, team members, our staff, etc. Avoid piggy back rides altogether, and never have a child sit in your lap.

Donation Policy

We ask that ALL donations, brought by your church group or individuals be approved by our staff PRIOR to your arrival. With limited storage space, we would like to have a plan before donations arrive and desire to be good stewards of all that is given. In order to do that, we want to be sure it is something that can go to a family, or can be useful at one of our facilities. Donations without prior approval may be sent back with your team - including bedding and pillows brought to use while you are serving here.

Toilet Paper Policy

Some groups choose to bring their own paper products, which is not required, as we provide these supplies. But if your team does, please confirm which toilet paper brands can be used due to our septic system requirements.

Fire Policy

We have a large propane fire pit that your team may use. Due to dry and windy conditions, all other campfires, bonfires, and other burning activities are to be approved by the Executive Director. This is to ensure the safety of our staff, children, and facilities.

Inhalant Abuse Prevention Policy

Hand sanitizer, Sharpies, medicine, or ANY aerosol must never be available to our youth unsupervised. This includes any toiletries or cleaning supplies in the bathrooms.

Background Check Policy

We require Background Checks for every adult on your team to be sent to us or brought and given to us BEFORE camp begins. If we do not have a background check on someone in your group, they will not be able to stay on Čhaŋkú Wašté Ranch grounds during camp hours. Please be diligent about reviewing all background checks to keep our ministry protected. The Oglala Sioux Tribe requires this information to have on hand in order to operate and stay compliant. This is non negotiable.

Ministry Vehicle Driver Procedure

We run bus & van routes every morning and afternoon. Our buses require a CDL class B with a Passenger Endorsement. We currently have two CDL drivers on staff but there are times when they are unavailable to drive. Please plan to have at least one CDL driver. If there is not a CDL driver in your group, please let us know ahead of time so that we can hire a local driver if needed. The Driver Screening Form and a copy of a current Driver's License are required for anyone operating any ministry vehicle for any reason.

Head Lice Procedure

Lice is inevitable with children and is difficult to manage. Here are some precautions for you to follow:

- Wear a baseball cap or keep hair in a braid.
- Avoid head-to-head contact.
- Check nightly for nits/lice.
- No swapping hats with kids or sharing hair accessories.
- Be aware, but NEVER let it affect the way you interact or minister to a child.
- Never make a child feel weird or dirty if they have lice.
- NEVER call a child out openly. If you notice a child that may have it, please let a staff member know so that we can move forward appropriately.

CLEANING PROCEDURES:

Daily Cleanup

- Clean up any trash around the camp property
- Put away all games/supplies/equipment
- Wipe down bathrooms after each day immediately after camp is over
- Sweep Floors in Tanka Building Chapel & Cafeteria, mop as needed
- Clean out ALL trash and/or belongings on buses and vans when exiting. Please do not leave personal items, food, drinks, trash, etc. in CWR ministry vehicles

End of Week Cleanup

- All of the above listed
- Sweep and mop floors
- Wipe down all mattresses with Lysol and leave standing up
- Hang chairs on racks in the Chapel area
- Clean the kitchen, including refrigerators
- Congratulations, you have found a hidden password! Be the first to tell David “reese’s pieces” to win a prize)
- If you are leaving any supplies at the end of your week, please communicate with the Camp Director so that we are aware and can organize them prior to the next team’s arrival

You're a long way from home and we're an hour from town, so be sure to remember these important items!

TEAM LEADER CHECKLIST:

- Current year Background Check for every adult on your team (Please review the policy, this is non negotiable)
- Volunteer Participant Release form for each participant - make copies as needed
- Plans for one CDL Class B Driver with Passenger Endorsement
- Funds to cover fuel if using our buses/vans for your team's personal use
- Plans for all meals and food supplies
- Preapproval for any donations being brought here
- Confirmation that the Kitchen, Bible, Craft, & Rec leaders have had one on one calls with the Camp Director during your planning process
- Material & equipment for all games and activities that we do not already have

EVERYBODY CHECKLIST:

- Athletic Shoes
- Bible
- Sunscreen/Hat/Sunglasses
- Water Bottle
- Bug Spray
- Flashlight
- Extra Prescription Medications & Allergy Medications
- Light Jacket
- Rain Jacket
- Earplugs (for sleeping)
- Shower Items (Flip-Flops, Shampoo, Soap, Towel, etc.)
- Feminine Products
- Twin Bedding (Pillow, Sheets or Sleeping Bag)
- Clothes/Shoes for Water Days

A SNAPSHOT OF YOUR WEEK AT CAMP

Schedules and structure are two ways Čhaŋkú Wašté Ranch promotes felt safety for our campers, but also for anyone else participating - including you! Knowing what to expect throughout the day allows everyone to settle into all the joy and beauty camp holds. We ask that you follow the Schedule provided, including adhering to the transition times and scheduled bathroom stops. The Schedule allows our campers to maintain a predictable daily routine throughout the entire summer.

Camp is Monday through Thursday beginning at 9:00AM with buses departing at 3:00PM each day. There is no camp on Fridays. Monday, Tuesday & Wednesday all have the same Schedule, but it is adapted for Water Day on Thursdays to coordinate water slide times for each age group. Please review the Schedules provided and look for them posted all around the property when you're here.

The weather can be very unpredictable, so there is an Alternate Schedule in the event of rain or extreme heat that is used as a last resort. We realize going from spread out across our entire property, to everyone inside, can be quite a significant adjustment for everyone to make. Please keep in mind if the Alternate Schedule is implemented, it is done so with safety as our top priority for our campers and your team.

LET THE **FUN** BEGIN!!!

There is fun to be had all over our property! Here's what's available - note that many areas are specific to a time slot on the Schedule, and others need to be coordinated. Please review the [Rec Resource List](#) for additional game equipment.

- Full Size Basketball Court
- Four Square Court
- Nine Square in The Air Court
- Two Ga-Ga Ball Pits
- Sand Volleyball Court / Sand Pit
- Soccer / Kickball Field with Goals, Bases, & Cones
- Playground - 9 & Under
- Archery Range (10 & Up, confirm with Camp Director to schedule)
- Shooting Range (10 & Up, confirm with Camp Director to schedule)
- Walking Trail
- Carpet Ball Table
- Corn-hole Set
- Low Ropes Obstacle Course (10 & Up)
- Water Slide (Thursdays only)
- Splash pools, blow up sprinklers, water sponges, etc. (Thursdays only)

HOSPITALS & EMERGENCY SERVICES

The nearest hospital is an hour drive from the Ranch.

Please keep this contact information in case of an emergency:

Ambulance or Police

Oglala Sioux Tribe Emergency Dispatch

605-867-5111

Non-Tribal Member

Monument Heath Hospital Emergency 353

Fairmont Boulevard

Rapid City, SD 57701

605-755-1000

Walgreens Pharmacy 540

Mountain View Drive Rapid

City SD 57702

605-342-6010

Pharmacy Hours: 7AM – 11PM Store

Hours – 24HR

Tribal Member

Pine Ridge Hospital & Pharmacy East

Highway 18

Pine Ridge, South Dakota 57770

605-867-5131

BIBLE TIME TIPS

As volunteers, it is normal to feel the urgency of sharing the Gospel and personal salvation with the idea that this is the *only* time our campers will hear it or the Bible stories. A wonderful and unique thing about Čhaŋkú Wašté Ranch is that we have children who attend all summer long, many who have been participating in camp for years! We also have resources and local churches to plug them into that are accessible to them year round. Your role is to continue to build on the foundation the Lord has already begun in the heart's of our campers by shedding fresh light each week on the Value & Verse assigned to your team. In this document, we will share tips for each age group, suggestions on structure, the importance of relationships and the Gospel, how trauma affects learning, and Lakota culture and the Gospel.

The importance of relationship and the Gospel:

As a Gospel-centered, relationally driven ministry, we are here because of and for Jesus! We rest in the promises of scripture that teach we are called to share the Gospel in all the world, but also that salvation belongs to the Lord. While we pray in belief for every one of our campers to accept Christ as their Savior, we understand that it is God who turns the hearts of His children back to Him - in His timing alone. Delivery of the Gospel should always be Jesus centered - not "us driven" or led by a personal need to save someone. We must always be mindful to put Jesus first and remember our listeners. Our campers are very relationally driven, and they will see through an "agenda" mindset very quickly; your role in planting seeds, however, is a vital piece to them grasping the Gospel.

Trauma and the Gospel:

One way that trauma is defined is anything that is not nurturing. As an organization, we strive to actively recognize and respect the effects of trauma in our community in relation to how we deliver the Gospel. We stand firmly on the true Gospel that clearly

states we are all sinners in need of the saving grace of Jesus. However, as we approach our campers, the idea of being “saved” can be very misinterpreted. Individuals who have or are experiencing trauma often express a lack of safety, feelings of being threatened, and are in fight or flight mode. Being “saved” can present many conflicting emotions, which could result in an unrealistic view of the Gospel. This is where we implement the relational aspects of Jesus who valued people and met them where they were and shared the hope of Him through the love of Him. Campers may not always feel comfortable in a Bible based learning environment, do your best to meet them where they are and love them as Jesus already does.

Lakota Culture and the Gospel:

Lakota culture is rich with values that align with biblical principles, but the two have not been blended well for hundreds of years. The history of the church in general and the Lakota people has not been positive either, with some still living survivors of horrific trauma done “in the name of Jesus” right here in our community. There is a guarding and lack of trust for the church - or anyone who represents it - that is very deeply rooted in *religion*. Unfortunately, the apprehension stems from it often being difficult to see through the difference of false, self-righteous religion and true believers/followers of Jesus Christ. A decision for Jesus is not widely celebrated for many of the believers in our community as others around them may not understand the true nature of Jesus. Christianity has been displayed as an elevated position over the less fortunate who “need us” to save them, however, we believe the ground is level at the foot of the cross. We all come to Jesus in desperate need of His grace and mercy, no matter what culture or regional context we come from. It is imperative as we deliver the Gospel to our Lakota community that we keep in mind the history that has shaped a belief system in staunch opposition to Christ. May we intentionally represent the true nature of Jesus and lean on His power to lead us in all we say and do.

Do's

- Share the gospel!
- Offer time for further conversations with staff members to continue discipleship, connect with a family if a decision is made, and inform parents or guardians that a conversation was had with a staff member if they have any further questions.
- Give them solid information. A healthy balance of honoring their knowledge since most will have a foundation of Bible stories and always be sure to include practical life application.
- Celebrate their culture and be willing to learn from campers. They are made in the image of God and should be celebrated for the culture God placed them in.
- Encourage students to participate in reading aloud or reading scripture.

Don'ts

- Share in aggressive or condescending ways.
- Ask campers to raise their hands if they want to be saved or have an altar call - this pressures them to respond. We are not a numbers-driven ministry. Our hope is for them to genuinely desire Jesus and have a heart for true repentance.
- Fill every moment of Bible time with lots of information - this makes it difficult for campers to absorb even simple biblical principles. See *Trauma and the Gospel* for more information.
- Put down their culture or beliefs, but instead, ***speaking MUCH of Jesus***. The Holy Spirit will work in the rest of this in His timing alone.
- Pressure campers to read aloud. Some kids may not have the skills yet or desire to read, even older campers. Let them decide to participate, but never force.

A FEW SPECIFICS FOR EACH AGE GROUP

- The Bible Time slot is 30 minutes for every age group, but the recommended teaching time for each is much shorter than that. Think of quality over quantity, campers will engage and retain much more if it is given in smaller chunks. This also allows a moment for each group to settle in from their last activity, provide time after your lesson for a related game, song, or other fun activity you may have, as well as space for breakout groups for the older ages.
- Sometimes misbehavior can be a result of a traumatic experience. The trauma response can inhibit kids' ability to regulate their emotions, behavior, and attention. This can show up as withdrawal, aggression, or disruptiveness. If you have a child who's acting out, don't assume they're doing it intentionally. Show grace - your compassion and kindness can make a big difference. Be sure not to "call out" campers in the middle of your lesson for misbehavior; this often has the opposite effect you are desiring. Allow Summer Disciples and group leaders to help with disciplinary actions so you can focus on the teaching time. Congratulations, you have found a hidden password. Be the first to tell David "popcorn" to win a prize!
- If possible, incorporate creative ways for verse memorization, most campers enjoy a good challenge! Also be sure to ask if they have any verses memorized from the weeks prior to yours - then listen and be amazed! This is a great way to help them solidify the truths they are learning and plant God's Word deep in their hearts for when they'll need it most.
- If a camper approaches you or someone on your team about making a decision for Christ or to ask for a Bible, **it is imperative that you connect with a full time staff member or Summer Disciple to continue the conversation.** While our community is very aware we are a Christian ministry, we still strive to approach these situations with the utmost respect for the families who trust us with their children. Some campers may not be allowed to have a Bible at home, or their families may not support a decision for Christ even though they come to camp. Our staff needs to have full knowledge of these interactions with campers so that we are able to communicate clearly with their families. Also, our hope is not just that campers would make a decision *for Christ*, but they would ultimately be disciples *of Christ*. To do that well, we need to be involved from the start so that we are able to continue walking with them once your team has returned home.

5-7 Age Group:

Short, practical lessons - 10-15 min max of lesson time

Interactive Lessons - acting out the Bible story, having small parts that campers can play, repeating certain words within the lesson to keep them engaged, “clap” when you hear this Bible character's name, etc.

Bible Memorization - Add in hand motions with the scripture for the week. Simple hand motions help to work both sides of the brain and are an excellent tool in helping them memorize the Bible verse.

Music - There are so many songs for younger campers to enjoy. Keep them moving! Add in a song with simple motions that they can learn throughout the week. Not all songs will be appreciated by older campers, but little ones will thrive with fun songs for their age group!

8-9 Age Group:

Short, practical lessons - 10-15 min max of lesson time

Interactive Lessons - acting out the Bible story, having small parts that campers can play, repeating certain words within the lesson to keep them engaged, “clap” when you hear this Bible character's name, etc. Think of creative ways to include them in your lessons.

Bible Memorization - Add in hand motions with the scripture for the week. Simple hand motions help to work both sides of the brain, and are a great tool in helping them memorize the Bible verse. Break down the scripture on separate pieces of paper, have campers mix them up, giving each camper a piece of paper, and have them put

themselves in the right order. Explore different ways to encourage scripture memory. Bible time is the best time to dig in deeper to the Bible verse for the week.

Music - There are so many songs for younger campers to enjoy. Keep them moving! Add in a song with simple motions that they can learn throughout the week. Not all songs will be appreciated by older campers, but younger age groups will thrive with fun songs for their age group!

10-12 Age Group:

Short, practical lessons - 15-20 min max of lesson time, video based lessons are also an option as long as they are age appropriate. For this age group, air on the side of a lesson geared more for teenagers, rather than something made for younger age groups, see *Maturity Level* for more on this.

Personal Testimonies- A great suggestion for this age group is having people on your team share their personal Jesus stories. This needs to be tailored to this age group in what is appropriate to share, but testimonies connect our campers to your leaders. It helps them to see that others may have struggles in the same ways. **Make sure this is a JESUS story though.**

Don't let the struggle be the headline of what you share.

Where did you see Jesus work in the struggle? When did you trust in Jesus? How is your life different now? Connect it to scripture. What is your favorite verse?

Small Group Time - For middle schoolers, breaking them into smaller groups will make them feel more comfortable in asking questions and communicating their thoughts. This can be a time of asking questions like what stood out to them about that person's testimony or the lesson that was taught? Where did they see God move? What can they relate to? What did the verse mean to them? How can they apply what

they learned to their life? *Also, please don't "require" input from every camper, doing so could cause the individual and sometimes even the whole group to shut down.*

Maturity Level- Yes, these are middle schoolers, however, unfortunately, they have had a lot of life experience and are more mature when it comes to struggles, and overcoming. Many may be in traumatic situations at this very moment. If you have specific questions on what should be shared, please ask our staff. If you don't share personal testimony, we ask that you not do the same lessons or videos for this age group as you would do with the younger groups. Honoring this will help prevent them from disengaging.

Staff Follow Up - Always offer time for campers to speak to our staff or Summer Disciples personally. As you have read above in the importance of relationships, they may feel more comfortable with people they are more familiar with. This is not a personal issue with volunteers but reflects how the steady presence of someone they know helps to create felt safety even in conversations. Please allow them the opportunity to do this outside of your team or other campers if needed.

13-17 Age Group:

Short, practical lessons - 15-20 min max of lesson time,
video based lessons are also an option.

Personal Testimonies - A great suggestion for this age group is having people on your team share their personal Jesus stories. This needs to be tailored to this age group in what is appropriate to share, but testimonies connect our campers to your leaders. It helps them to see that others may have struggles in the same ways. **Make sure this is a JESUS story though. Don't let the struggle be the headline of what you share.**

Where did you see Jesus work in the struggle? When did you trust in Jesus? How is your life different now? Connect it to scripture. What is your favorite verse?

Small Group Time - Breaking them into smaller groups will make them feel more comfortable in asking questions and communicating their thoughts. This can be a time of asking questions like what stood out to them about that person's testimony or the lesson that was taught? Where did they see God move? What can they relate to?

What did the verse shared mean to them? How can they apply what they learned to

their life? Always add practical application. How can this apply to their lives now? *Also,*

please don't "require" input from every camper, doing so could cause the individual and sometimes even the whole group to shut down.

Maturity Level - Yes, these are highschoolers, however, unfortunately they have had a lot of life experience and are more mature when it comes to struggles, and overcoming. Many are in traumatic situations at this very moment. If you have specific questions on what should be shared, please ask our staff. They will likely not be shocked or surprised by what you have walked through but we also don't want to trigger responses if too much is shared. If you don't share personal testimony, we ask that you not do the same lessons or videos for this age group as you would do with the younger groups. Honoring this will help prevent them from disengaging.

Staff Follow Up - Always offer time for campers to speak to our staff or Summer Disciples personally. As you have read above in the importance of relationships, they may feel more comfortable with our staff. This is not a personal issue with volunteers but reflects how the steady presence of someone they know helps to create felt safety even in conversations. Please allow them the opportunity to do this outside of your team or other campers if needed.



SUMMER CAMP | SERVING SPACES



KITCHEN TEAM (3-4 PEOPLE)

Lead Cook-

Cook-

Cook-

Support-

- **Plans & prepares breakfast & supper for your team daily |**
 - Exception: Saturday evening meal is provided & prepared by CWR
 - CWR staff (7-10 people) attend Mon. & Thurs. suppers
 - 6 Summer Disciples will be included in all of your team meals (CWR will provide financial support to your team upon request or if needed)
 - **Plans & prepares lunches**
 - Saturday - travel/arrival day - on your own
 - Sunday - your team only
 - M-Th - your team, campers, and CWR staff - estimate of 150 per lunch - including enough for at least seconds, potentially thirds for some campers
 - Friday - Team sightseeing and/or travel home day
 - **Plans & prepares camper take-home bags** Best practice: your whole team packs these the night before based on avg. daily count, est. 100+ per day
- Congratulations, you have found a hidden password. Be the first to tell David "mozzarella stick" to win a prize.*

PRO-TIP:

Keep it simple, but not too simple :) For example, anything other than "normal" spaghetti noodles is a little too wild! Even though it's fun to try creative options, this may not be the week for "out of the box". And while we certainly desire well balanced nutrition, we want to make sure they'll eat what's in front of them. Fresh fruits and veggies with ranch are wonderful, and pickle spears will go faster than anything else you prepare! Familiarize yourself with the **Kitchen Tip Sheet**, for great information and wisdom from past kitchen teams.



CRAFTS (2-3 IS IDEAL, NO MORE THAN 4):

Adult Lead- _____

Support- _____

Support- _____

- Prepares, orders, and directs crafts for all age groups that will be taken home the day they're made (some exceptions can be made, but the goal is the same day) Please avoid glass and liquids. While these are super cool, they're very difficult to transport and distribute well on a bus
- Connects with the Bible Team to develop lesson-related crafts if possible
- Daily prepares & packs crafts for take home in route bins. Please consider the distribution process when selecting crafts; this can be quite challenging for some of the larger bus routes

PRO-TIP:

Aim for medium difficulty, too simple of a craft and they'll be done and bored in a flash; too complicated and they'll get frustrated and potentially not finish. If possible, try your craft at home before arriving so you know if/how it will work and the timing. Most of all though, be prepared and also prepare to be amazed at the creativity and skill of these kiddos during craft time!!!



REC/GAMES TEAM (3 PEOPLE IS IDEAL, NO MORE THAN 4):

Adult Lead- _____

Adult Lead- _____

Support- _____

- Prepares & leads age group appropriate activities for scheduled lower field times M-Wed.
- Engages campers during courts & pavilion time when there is not a scheduled lower field activity time
- Prepares & leads water day activities for each age group's Thurs. lower field time
- Daily maintains lower field/courts & pavilion, ensuring all necessary sporting equipment is both available & put away, as well as resetting the field after water day
- Reset the pavilion closet at **THE END OF EACH DAY**
- See the **Rec Inventory List** for the games and sporting equipment available

PRO-TIP:

Consider your age groups, get acquainted with the schedule, and be prepared to pivot if necessary. Kickball and flag football are always a hit with the older groups, while the younger ones enjoy relay style activities. Playing with them during their courts & pavilion time when there's not another lower field group establishes relationships. This will have a tremendous impact on their involvement in your organized activities. Most of all, be prepared, this area will be best experienced when there is intentionality ahead of time.



Bus Riders (11 people):

Must be **18 or older** to participate in this Serving Space, younger ages are welcome to ride as deemed appropriate, but would not count in the bus rider role.
THIS ROLE WOULD BE IN ADDITION TO YOUR PRIMARY SERVING SPACE.

Porcupine (3 Adults)

Kyle (3 Adults)

Manderson (3 Adults)

Three Mile Creek (1 Female)

Rockyford (1 Female)

- Preferably the same people on each route, each day - can add additional riders if space is available
- Actively engage with campers during AM/PM bus or van rides
- Able to be attentive and assist with general discipline and promote felt safety for all campers/riders while in vehicles, including sitting amongst campers
- Helps to maintain order on the bus
- **Assists Summer Disciple with wrist bands (one rider):**
 - 5-7 year olds need wristbands before departing bus for AM check in
 - ALL bags need route colored wristband attached with the camper's name written on it; place bags in route cubby in cafeteria upon arrival to Camp; assists with distributing bags back to campers on PM route
- Assists Summer Disciple with daily craft distribution upon PM bus departure
- Assists with general first aid as necessary (band aids, etc.)

PRO-TIP:

Don't take them personally! Mornings are tough for a lot of us, including many of our campers who have **chosen** to get up early in the **summer** to hang with us - be intentional, but give them some time and grace also. We have no idea what they may be navigating moments before they set foot on the bus or what they will return home to in the afternoon. Don't take negative behavior personally, cherish the tender chats you get to have, stay engaged, sit amongst, and wait to take your nap once all the campers have been dropped off :)



Age Group Specifics (21 slots):

All Age Groups include the following:

- Assists Summer Disciple with lining up for transitions, general discipline, and participation in activities
- Engages campers and participates with them in activities - including AM/PM Rally Times, Lunches, Courts & Pavilion, Lower Fields, Crafts, etc.
- Participates in and supports Bible Time focus/attention - including sitting amongst campers and supporting Summer Disciple with general discipline as necessary
- Assists with bathroom breaks
- Supports and is actively involved in transitions from place to place
- Requires significant walking - including a hill, time outside - likely in the heat, lots of engagement and ability to be actively present 5+ hours each day

AT LEAST ONE SUMMER DISCIPLE WILL BE SERVING ALONGSIDE YOUR TEAM AS AN ADVOCATE FOR CAMPERS AND SUPPORT FOR YOU THROUGHOUT YOUR WEEK AT CWR.





5-7 Age Group Team (5 people)

Adult Lead - _____
Adult Lead - _____
Support (could be age 16+) - _____
Support (could be age 16+) - _____
Support (could be age 16+) - _____

***Must be 16 or older to participate in serving this age group
This Team needs 2 males: 1 adult & 1 support***

- Estimate of 20 campers per day (this group is shifting to spread out the next age group, so a confirmed average is not yet determined)
- Requires diligent attention & interaction
- Includes, but is not limited to: playground time, jump rope, hula hooping, sidewalk chalk, wonderful imaginations, and lots of lost shoes/jackets/etc.
- Gets to experience the incomparable joy the littles bring to the table, and also discover your own inner child again!

PRO-TIP:

They trust you - for absolutely no reason except the innocence of their sweet hearts - this will be a blessing and potential obstacle. Love them so well, while keeping in mind that they are in a very formative age that needs to be handled with tremendous care. This is the beginning of their CWR journey and you get to be a foundational part of helping them navigate the newness of all God has in store for them here. HOW COOL IS THAT!?



8-9 Age Group Team (5 people)

Adult Lead - _____

Adult - _____

Adult - _____

Support (could be age 16+) - _____

Support (could be age 16+) - _____

***Must be 16 or older to participate in serving this age group**

This Team needs 2 males: 1 adult & 1 support*

- Estimate of 25 campers per day (this group has shifted with the younger age group, so an average is not yet determined)
- Includes, but is not limited to: playground time, jump rope, hula hooping, sidewalk chalk, endless bracelet making, gaga ball, etc.
- Gets to experience the summer camp sweet spot age, assist with the ongoing development of jump rope skills, sidewalk chalk art, and pure joy!

PRO-TIP:

These kiddos are expecting you to want to be their best friend, so plan on being all in, finding your silly side, and cutting loose a bit. They're a bottomless bucket of energy, joy, & tenderness, and are also smart, generous, & wise. This age is eager, brave, curious and invested in all things Camp. There's a likely chance you'll go home learning more from them than you taught, so prepare your heart to love well and also say "tókša akhé" (see ya later).



10-12 Age Group Team (5-6 people):

Adult Lead - _____

Adult - _____

Adult - _____

Support (could be age 18+) - _____

Support (could be age 18+) - _____

Support (could be age 18+) - _____

Must be 18 or older to participate in serving this age group

This group needs 2 adult males

- Average of 32 campers per day
- Includes, but is not limited to: 4 square, basketball, 9 square, gaga ball, obstacle course, endless bracelet making, etc.
- General understanding and desire to engage with middle school aged campers is vital - 10, 11, & 12 are tough ages regardless of where you grow up, so this group brings a special flair with it unlike the others. There will be great opportunities to help them learn to navigate unpredictable, unusual or difficult situations well
- Gets to go deeper in conversation with this wise, quirky age while also sharpening gaga ball and 4 square skills

PRO-TIP:

10-12 year olds are lively, loud, loyal & loveable. Don't let their wild approach to new people every week throw you off! Empathize with what their experience must be like, and be quick to openly celebrate the amazingness they exude. Positive reinforcement will go further than constant correction, so cheer them on, and give considerate grace - remember, it was hard for all of us to be 11! Be sure to put on patience, appropriate firmness, and a willingness to simply enjoy a healthy dose of magnificence and oddities for a few days!



13-17 Age Group Team (5 people):

Adult Lead - _____
Adult - _____
Adult - _____
Support (could be age 19+) - _____
Support (could be age 19+) - _____

Must be 19 or older to participate in serving this age group

This group needs a mix male & female adults

- Average of 22 campers per day
- Includes, but is not limited to: basketball, 9 square, endless bracelet making, chatting, and/or simply being present, interested, and available for when they're ready to engage. This is our veteran camper group, many who have grown up here over past summers and are very familiar with the complexities of week-long relationships and rotating teams. Don't take them personally. :)
- Gets to go experience the many layers of fellowship that come with teenagers while likely getting schooled on the basketball court

PRO-TIP:

Many of them are as apprehensive to connect as you may feel and they've likely done the weekly Camp dance for years now. Your interest in what they enjoy will matter immensely, so ask what they like or want to do and then jump in, even if it feels awkward or is not your skill. These small steps will matter more than you realize. Also, moving up in age groups is a big deal and something that each child looks forward to. When it comes to entering the Teen Group, campers see this as a pivotal right of passage in their Camp journey. Simply put, don't waste this. Make the most of the time that has been given and value the investment our older campers have put into their own Camp story.

MONDAY | TUESDAY | WEDNESDAY

EVERYONE							
7:30-7:45	BUSES & VANS LEAVE						
9:00 AM	BUSES ARRIVE						
9:00-9:30	CHECK-IN TIME						
	5-7 AGE GROUP		8-9 AGE GROUP		10-12 AGE GROUP		13-17 AGE GROUP
9:30-9:55	RALLY	9:30-9:55	RALLY	9:25-9:30	HUDDLE @ SIDE DOOR	9:30-9:35	HUDDLE IN DRIVEWAY
10:00-10:15	RESTROOMS (BATHHOUSE)	10:00-10:10	PORCH	9:30-10:10	ARTS & CRAFTS	9:35-9:40	TRANSITION
10:15-10:20	TRANSITION TO ART	10:10-10:45	PLAYGROUND	10:15-10:55	UPPER FIELD	9:40-10:00	COURTS & PAVILION
10:20-10:50	ARTS & CRAFTS	10:45-10:55	TRANSITION	10:55-11:00	TRANSITION	10:05-10:35	BIBLE @ THE PAV
10:50-10:55	TRANSITION	10:55-11:25	LUNCH (READY TO SIT DOWN @ 10:55)	11:00-11:30	BIBLE - CHAPEL	10:45-11:15	LOWER FIELD
10:55-11:25	LUNCH - SEATED @ 10:55	11:25-11:30	TRANSITION	11:30-12:00	LUNCH	11:20-11:55	COURTS & PAVILION
11:30-12:00	UPPER FIELD / RESTROOMS / BIN ON TUESDAYS	11:30-12:00	LOWER FIELD	12:00-12:05	TRANSITION	11:55-12:05	TRANSITION
12:00-12:10	TRANSITION	12:00-12:30	COURTS & PAVILION	12:10-12:40	LOWER FIELD	12:05-12:35	LUNCH
12:10-12:55	PLAYGROUND	12:30-12:40	TRANSITION	12:40-1:15	COURTS & PAVILION	12:35-12:45	RESTROOMS BATHHOUSE
12:55-1:25	LOWER FIELD	12:40-1:10	BIBLE - CHAPEL	1:15-1:20	TRANSITION	12:45-1:20	ARTS & CRAFTS
1:25-1:45	COURTS & PAVILION / SNACK	1:15-1:40	UPPER FIELD / SNACK / BIN ON TUESDAYS	1:25-1:45	RALLY	1:25-1:45	RALLY
1:45-1:55	TRANSITION	1:40-1:45	TRANSITION	1:45-2:30	UPPER FIELD / OUT BACK / BIN ON TUESDAYS	1:45-1:55	TRANSITION / BIN ON TUESDAYS
2:00-2:30	BIBLE - CHAPEL	1:45-2:20 2:20-2:30	ARTS & CRAFTS / INDEPENDENT ART			1:55-2:25	COURTS & PAVILION
2:35-2:50	CLOSING RALLY	2:35-2:50	CLOSING RALLY	2:35-2:50	CLOSING RALLY	2:35-2:50	CLOSING RALLY

MTW | WHO, WHAT, WHEN, & WHERE

	BIBLE		ARTS & CRAFTS		LOWER FIELD		UPPER FIELD
5-7	2:00-2:30 IN CHAPEL	5-7	10:20-10:50	5-7	12:55-1:25	5-7	11:30-12:00
8-9	12:40-1:10 IN CHAPEL	8-9	1:45-2:20	8-9	11:30-12:00	8-9	1:15-1:40
10-12	11:00-11:30 IN CHAPEL	10-12	9:30-10:10	10-12	12:10-12:40	10-12	10:15-10:55 ; 1:45-2:30 OUTBACK
13-17	10:05-10:35 AT PAVILION	13-17	12:45-1:20	13-17	10:45-11:15	13-17	NA
	LUNCH		COURTS AND PAVILION		BIN		
5-7	10:55-11:25 SEATED @ 10:55	5-7	1:25-1:45	5-7	11:40 -12:55		
8-9	10:55-11:25 COMING IN @ 10:55	8-9	12:00-12:30	8-9	1:15-1:30		
10-12	11:30-12:00	10-12	12:40-1:15	10-12	2:00-2:15		
13-17	12:05-12:35	13-17	9:40-10:00; 11:20-11:55; 1:55-2:25	13-17	1:45-1:55		

THURSDAY | WATER DAY

EVERYONE							
7:30-7:45	BUSES & VANS LEAVE						
9:00 AM	BUSES ARRIVE						
9:00-9:30	CHECK-IN TIME						
	5-7 AGE GROUP		8-9 AGE GROUP		10-12 AGE GROUP		13-17 AGE GROUP
9:30-9:45	OPENING RALLY	9:30-9:45	OPENING RALLY	9:30-9:45	OPENING RALLY	9:30-9:45	OPENING RALLY
9:45-10:15	ARTS & CRAFTS	9:45-10:25	UPPER FIELD	9:50-10:15	BIBLE - CHAPEL	9:45-10:40	COURTS & PAVILION
10:15-10:50	MID FIELD / BATHHOUSE	10:30-10:55	BIBLE - CHAPEL	10:15-10:25	BATHHOUSE RESTROOMS	10:45-11:15	WATER SLIDE!!!
10:50-10:55	TRANSITION	10:55-11:25	LUNCH	10:30-10:55	ARTS & CRAFTS	11:15-11:45	WATER GAMES!!!
10:55-11:25	LUNCH	11:30-11:45	BATHHOUSE RESTROOMS / CHANGE	11:00-11:30	UPPER FIELD / RESTROOMS	11:45-11:55	COURTS & PAVILION
11:30-11:55	WATER SLIDE!!!	11:45-12:20	PLAYGROUND	11:30-12:00	LUNCH		
12:00-12:30	WATER GAMES!!!	12:20-12:45	WATER SLIDE!!!	12:00-12:25	BIN	12:00-12:30	LUNCH
12:35-1:05	PLAYGROUND / SNACK	12:45-1:15	WATER GAMES!!!	12:25-1:05	COURTS & PAVILION	12:30-12:45	BATHHOUSE RESTROOMS
1:05-1:25	TRANSITION / BIN	1:15-1:25	TRANSITION	1:10-1:40	WATER SLIDE!!!	12:50-1:15	BIBLE - CHAPEL
1:30-1:55	BIBLE - CHAPEL	1:30-1:55	UPPER FIELD / SNACK / 1:30-1:45 BIN	1:40-2:10	WATER GAMES!!!	1:15-1:45	ARTS & CRAFTS
2:00-2:25	UPPER FIELD	2:00-2:25	ARTS & CRAFTS	2:10-2:25	COURTS & PAVILION	1:45-2:25	MID FIELD HANG OUT / BIN
2:30-2:50	CLOSING RALLY	2:30-2:50	CLOSING RALLY	2:30-2:50	CLOSING RALLY	2:30-2:50	CLOSING RALLY

THURSDAY | WHO, WHAT, WHEN, & WHERE

	BIBLE		ARTS & CRAFTS		WATER SLIDE		WATER GAMES
5-7	1:30-1:55	5-7	9:45-10:15	5-7	11:30-11:55	5-7	12:00-12:30
8-9	10:30-10:55	8-9	2:00-2:25	8-9	12:20-12:45	8-9	12:45-1:15
10-12	9:50-10:15	10-12	10:30-11:00	10-12	1:10-1:40	10-12	1:40-2:10
13-17	12:50-1:15	13-17	1:15-1:45	13-17	10:45-11:15	13-17	11:15-11:45
	LUNCH		PLAYGROUND AND COURTS & PAVILION		UPPER FIELD AND MIDFIELD		BIN
5-7	10:55-11:25 SEATED @ 10:55	5-7	12:35-1:05 PLAYGROUND	5-7	10:15-10:50 MIDFIELD; 2:00-2:25 UPPER FIELD	5-7	1:05-1:25
8-9	10:55-11:25 COMING IN @ 10:55	8-9	11:45-12:20 PLAYGROUND	8-9	9:45-10:25; 1:30-1:55 UPPER FIELD	8-9	1:30-1:45
10-12	11:30-12:00	10-12	12:25-1:05; 2:10-2:25 COURTS & PAVILION	10-12	11:00-11:30	10-12	12:00-12:25
13-17	12:00-12:30	13-17	9:45-11:55 COURTS & PAVILION	13-17	1:45-2:25 MIDFIELD	13-17	1:45-2:25