

WEEK

ONE

Toddlers | W1

Today's Suggested Schedule—May 2026, Week 1

Monthly Bible Story: Villages, Towns, Countryside • Mark 6:53-57

Bible Words: *How wide and long and high and deep is the love of Christ.* (Ephesians 3:18 NIV)

Bottom Line: Jesus cares about everyone.

The toddler curriculum provides one monthly Bible Story because we understand that toddlers learn best through repetition. The toddler curriculum provides older toddlers with the story and craft element that some are ready to experience before they enter the twos. We hope that by sending home a simple toddler craft, you are cueing families to begin having conversations at home with their children.

Story Time

- Tell It

Craft Time

- Steering Wheel



Monthly Bible Story

Villages, Towns, Countryside • Mark 6:53-57

Bible Words

How wide and long and high and deep is the love of Christ. (Ephesians 3:18 NIV)

Bottom Line

Jesus cares about everyone.

5 min

Story Time

5 min

Story Time

What You Need

 Preschool Bible

1

Gather children on a rug or in a specific area of the classroom to tell the story. Some children (especially the younger ones) may wander. That's okay. They're still listening and learning!

LEADER: "Hello, friends! I'm so happy to see you today. Come join me on the floor. Today's true story from the Bible (*hold up the Bible*) is about how Jesus traveled everywhere. Jesus went to towns, and villages, and countrysides!

"When people heard Jesus was coming, they ran to tell their friends! They brought people who were sick and hurting to Jesus so He could help them. Jesus helped everyone, even the people who touched His clothes were made better. Jesus helped everyone He met, no matter where He was because **[Bottom Line] Jesus cares about everyone.**"






5 min

Craft Time

5 min

Craft Time

What You Need

	"Steering Wheel" Activity Page	1
	Cardstock	1
	Dot markers	Several
	Baby wipes	Several
	Permanent marker	1

Gather small groups of children around you at a table for toddler craft time. Depending on the size of your group, you may lead the craft two or three times. Not every child may want to participate in craft time. That's okay. Feel free to send home the craft materials for them to complete with their family.

What You Do:

Before the Activity: Print "Steering Wheel" on cardstock and cut, one per child. Write each child's name on their paper.

During the Activity: Encourage children to decorate their paper with dot markers. Clean hands as needed.

What You Say:

During the Activity: "Look! It's a steering wheel! Decorate your steering wheel with markers. (Pause.) Great job! Hold your steering wheel and pretend to drive. (Demonstrate.) Jesus went everywhere and helped all the people He met because **[Bottom Line] Jesus cares about everyone.**"

Supplies

Story Time

	Quantity
1. Preschool Bible	1

Craft Time

	Quantity
1. "Steering Wheel" Activity Page	1
2. Cardstock	1
3. Dot markers	Several
4. Baby wipes	Several
5. Permanent marker	1

WEEK

TWO

Toddlers | W2

Today's Suggested Schedule—May 2026, Week 2

Monthly Bible Story: Villages, Towns, Countryside • Mark 6:53-57

Bible Words: *How wide and long and high and deep is the love of Christ.* (Ephesians 3:18 NIV)

Bottom Line: Jesus cares about everyone.

The toddler curriculum provides one monthly Bible Story because we understand that toddlers learn best through repetition. The toddler curriculum provides older toddlers with the story and craft element that some are ready to experience before they enter the twos. We hope that by sending home a simple toddler craft, you are cueing families to begin having conversations at home with their children.

Story Time

- Show It

Craft Time

- Add Jesus to the Story



Monthly Bible Story

Villages, Towns, Countryside • Mark 6:53-57

Bible Words

How wide and long and high and deep is the love of Christ. (Ephesians 3:18 NIV)

Bottom Line

Jesus cares about everyone.



5 min

Story Time

5 min

Story Time

What You Need

-  Preschool Bible 1
-  "Story Pictures" Activity Pages copied on 1 cardstock

Gather children on a rug or in a specific area of the classroom to tell the story. Some children (especially the younger ones) may wander. That's okay. They're still listening and learning!

LEADER: "Hello, friends! I'm so happy to see you today. Come join me on the floor. Today's true story from the Bible (*hold up the Bible*) is about how Jesus and His friends, the disciples traveled everywhere. (*Hold up the picture of Jesus and the disciples.*)

"Jesus and the disciples crossed a lake and came to a town. (*Hold up the picture of Jesus and the disciples in the boat.*) People from small towns, big towns, and the countryside all came to see Jesus. (*Hold up the picture of Jesus and people and sick people gathered around.*) They brought the sick people to Jesus because they knew Jesus loved them and would help them because **[Bottom Line] Jesus cares about everyone.**" (*Hold up the picture of the red heart.*)






5 min

Craft Time

5 min

Craft Time

What You Need

	"Add Jesus to the Story" Activity Page	1
	Cardstock	1.5
	Glue sticks	Several
	Baby wipes	Several
	Permanent marker	1
	"The Story" Activity Page	1
	Scissors	1

Gather small groups of children around you at a table for toddler craft time. Depending on the size of your group, you may lead the craft two or three times. Not every child may want to participate in craft time. That's okay. Feel free to send home the craft materials for them to complete with their mom or dad.

What You Do:

Before the Activity: Print "Add Jesus to the Story" on cardstock and cut, one cutout per child. Write each child's name on their paper.

During the Activity: Help children rub glue on the back of their cutout and press their picture of Jesus onto their big picture in the open space. Clean hands as needed.

What You Say:

During the Activity: "Today in our story, we learned that Jesus went everywhere and helped all the people He met. Jesus and the disciples went to towns, villages, and countryside and when people heard Jesus was coming, they went and got the sick people and took them to Jesus so He could make them better. Those are the people on your paper. Let's glue Jesus in this spot right here. *(Point.)* Jesus helped people everywhere He went because **[Bottom Line] Jesus cares about everyone.**"

Supplies

Story Time	Quantity
1. Preschool Bible	1
2. "Story Pictures" Activity Pages copied on cardstock	1

Craft Time	Quantity
1. "Add Jesus to the Story" Activity Page	1
2. Cardstock	1.5
3. Glue sticks	Several
4. Baby wipes	Several
5. Permanent marker	1
6. "The Story" Activity Page	1
7. Scissors	1

WEEK

THREE

Toddlers | W3

Today's Suggested Schedule—May 2026, Week 3

Monthly Bible Story: Villages, Towns, Countryside • Mark 6:53-57

Bible Words: *How wide and long and high and deep is the love of Christ.* (Ephesians 3:18 NIV)

Bottom Line: Jesus cares about everyone.

The toddler curriculum provides one monthly Bible Story because we understand that toddlers learn best through repetition. The toddler curriculum provides older toddlers with the story and craft element that some are ready to experience before they enter the twos. We hope that by sending home a simple toddler craft, you are cueing families to begin having conversations at home with their children.

Story Time

- Draw It

Craft Time

- Caring Postcard



Monthly Bible Story

Villages, Towns, Countryside • Mark 6:53-57

Bible Words

How wide and long and high and deep is the love of Christ. (Ephesians 3:18 NIV)

Bottom Line

Jesus cares about everyone.




5 min

Story Time

5 min

Story Time

What You Need

 Preschool Bible	1
 Butcher paper	1
 Washable markers	Several

Gather children on a rug or in a specific area of the classroom to tell the story. Some children (especially the younger ones) may wander. That's okay. They're still listening and learning!

LEADER: "Hello, friends! I'm so happy to see you today. Come join me on the floor. Today's true story from the Bible (*hold up the Bible*) is about how Jesus and His friends, the disciples traveled everywhere. (*Draw a simple stick figure picture of Jesus and some of the disciples on a road.*)

"Jesus and the disciples crossed a lake and came to a town. (*Draw blue waves next to the road and draw a simple picture of Jesus and the disciples in the boat on the water.*) People from small towns, big towns, and the countryside all came to see Jesus. (*Draw a simple mountain and a simple picture of Jesus next to the mountain. Draw healthy and sick people around.*) They brought the sick people to Jesus because they knew Jesus loved them and would help them because **[Bottom Line] Jesus cares about everyone.**" (*Draw a red heart around the picture of Jesus and the people.*)







5 min

Craft Time

5 min

Craft Time

What You Need

	"Caring Postcard" Activity Page	1
	Cardstock	1
	Washable ink pads	Several
	Baby wipes	Several
	Permanent marker	1
	Scissors	1

Gather small groups of children around you at a table for toddler craft time. Depending on the size of your group, you may lead the craft two or three times. Not every child may want to participate in craft time. That's okay. Feel free to send home the craft materials for them to complete with their mom or dad.

What You Do:

Before the Activity: Print "Caring Postcard" on cardstock and cut, one cutout per child. Write each child's name on their paper.

During the Activity: Encourage children to fill in the hearts with their fingerprints. Clean hands as needed.

What You Say:

During the Activity: "Look at the hearts on your paper. Hearts make us think of love. Let's fill the hearts with your sweet little fingerprints! Press your finger on the ink pad then press it in the hearts on your paper. (Pause.) Great job! You just made some mail that you can send to someone to let them know that Jesus loves them and cares about them because **[Bottom Line] Jesus cares about everyone!**"

Supplies

Story Time	Quantity
1. Preschool Bible	1
2. Butcher paper	1
3. Washable markers	Several

Craft Time	Quantity
1. "Caring Postcard" Activity Page	1
2. Cardstock	1
3. Washable ink pads	Several
4. Baby wipes	Several
5. Permanent marker	1
6. Scissors	1

WEEK

FOUR

Toddlers | W4

Today's Suggested Schedule—May 2026, Week 4

Monthly Bible Story: Villages, Towns, Countryside • Mark 6:53-57

Bible Words: *How wide and long and high and deep is the love of Christ.* (Ephesians 3:18 NIV)

Bottom Line: Jesus cares about everyone.

The toddler curriculum provides one monthly Bible Story because we understand that toddlers learn best through repetition. The toddler curriculum provides older toddlers with the story and craft element that some are ready to experience before they enter the twos. We hope that by sending home a simple toddler craft, you are cueing families to begin having conversations at home with their children.

Story Time

- Act It

Craft Time

- Hats Headband



Monthly Bible Story

Villages, Towns, Countryside • Mark 6:53-57

Bible Words

How wide and long and high and deep is the love of Christ. (Ephesians 3:18 NIV)

Bottom Line

Jesus cares about everyone.




5 min

Story Time

5 min

Story Time

What You Need

-  Preschool Bible 1
-  Little People® figures 10
-  Large, foam heart stickers 3

Gather children on a rug or in a specific area of the classroom to tell the story. Some children (especially the younger ones) may wander. That's okay. They're still listening and learning!

LEADER: "Hello, friends! I'm so happy to see you today. Come join me on the floor. Today's true story from the Bible (*hold up the Bible*) is about how Jesus traveled everywhere. (*Walk one of the Little People all around.*) Jesus went to towns, and villages, and countrysides! (*Set the other Little People around in front of you, some on their sides.*)

"When people heard Jesus was coming, they ran to tell their friends! (*Run some of the Little People to the ones on their sides and bring them to the Jesus figure. Repeat until all the people are all around Jesus.*) They brought people who were sick and hurting to Jesus so He could help them. Jesus helped everyone, (*put a heart sticker on all the "sick" people*) even the people who touched His clothes were made better. Jesus helped everyone He met, no matter where He was because **[Bottom Line] Jesus cares about everyone.**"












5 min

Craft Time

5 min

Craft Time

What You Need

	"Hats Headband" Activity Page	1
	Cardstock	1
	Dot markers	Several
	Baby wipes	Several
	Permanent marker	1
	Sentence strips	1
	Self-inking stamps	Several
	Glue sticks	Several
	Stapler	1
	Clear tape	1
	Scissors	1

Gather small groups of children around you at a table for toddler craft time. Depending on the size of your group, you may lead the craft two or three times. Not every child may want to participate in craft time. That's okay. Feel free to send home the craft materials for them to complete with their mom or dad.

What You Do:

Before the Activity: Print "Hats Headband" on cardstock and cut, one cutout per child. Glue one hat to the center of each sentence strip, one per child.

During the Activity: Encourage children to pick a hat and decorate it and the paper strip with markers and stamps. Clean hands as needed. Leader will measure the paper strip around child's head and staple the ends together with the bends facing out. Cover the staple closure(s) with a piece of tape.

What You Say:

During the Activity: "Look at these fun helper hats! Pick one and decorate it with the stamps and markers. (Pause.) Gret job! Now let me measure it on your head and staple it together so you can wear it. (Staple the ends together with the bends facing out.) All of your hats are helper hats, but Jesus is the best helper of all. Jesus went everywhere and helped everyone He met because **[Bottom Line] Jesus cares for everyone!**"

Supplies

Story Time	Quantity
1. Preschool Bible	1
2. Little People® figures	10
3. Large, foam heart stickers	3

Craft Time	Quantity
1. "Hats Headband" Activity Page	1
2. Cardstock	1
3. Dot markers	Several
4. Baby wipes	Several
5. Permanent marker	1
6. Sentence strips	1
7. Self-inking stamps	Several
8. Glue sticks	Several
9. Stapler	1
10. Clear tape	1
11. Scissors	1

WEEK

FIVE

Toddlers | W5

Today's Suggested Schedule—May 2026, Week 5

Monthly Bible Story: Villages, Towns, Countryside • Mark 6:53-57

Bible Words: *How wide and long and high and deep is the love of Christ.* (Ephesians 3:18 NIV)

Bottom Line: Jesus cares about everyone.

The toddler curriculum provides one monthly Bible Story because we understand that toddlers learn best through repetition. The toddler curriculum provides older toddlers with the story and craft element that some are ready to experience before they enter the twos. We hope that by sending home a simple toddler craft, you are cueing families to begin having conversations at home with their children.

Story Time

- Game It

Craft Time

- Everyone



Monthly Bible Story

Villages, Towns, Countryside • Mark 6:53-57

Bible Words

How wide and long and high and deep is the love of Christ. (Ephesians 3:18 NIV)

Bottom Line

Jesus cares about everyone.





5 min

Story Time

5 min

Story Time

What You Need

 Preschool Bible	1
 "Story Time Jesus Sticker" Activity Page	1
 Avery Labels #22807 or equivalent Sheet	1
 Inflatable globe ball	1

Gather children on a rug or in a specific area of the classroom to tell the story. Some children (especially the younger ones) may wander. That's okay. They're still listening and learning!

What You Do:

- Print "Story Time Jesus Sticker" on label paper, one sticker per Small Group.
- Place the sticker on the ball.

LEADER: "Hello, friends! I'm so happy to see you today. Come join me on the floor. Today's true story from the Bible (*hold up the Bible*) is about how Jesus and His friends, the disciples traveled everywhere. (*Hold up the ball.*) The is a globe ball, it has the whole world on it! And guess what else it has on it. (*Turn the ball to the sticker and show each child.*) It's Jesus! Let's roll the ball to each other and watch Jesus go everywhere.

"Jesus helped people everywhere He went, small towns, big towns, and the countryside. Jesus always stopped to help people because **[Bottom Line] Jesus cares about everyone.**"






5 min

Craft Time

5 min

Craft Time

What You Need

 "Everyone" Activity Page	1
 Cardstock	1
 Self-inking heart stamps	Several
 Baby wipes	Several
 Permanent marker	1

Gather small groups of children around you at a table for toddler craft time. Depending on the size of your group, you may lead the craft two or three times. Not every child may want to participate in craft time. That's okay. Feel free to send home the craft materials for them to complete with their mom or dad.

What You Do:

Before the Activity: Print "Everyone" on cardstock, one per child. Write each child's name on their paper.

During the Activity: Encourage children to cover their paper with the heart stamps.

What You Say:

During the Activity: "Today in our story we learned that Jesus loves and cares about everyone. Everywhere Jesus went, He helped people. Cover the people on your paper with hearts. (Pause.) Hearts make us think of love. Jesus loves everyone because **[Bottom Line] Jesus cares about everyone.**"

Supplies

Story Time	Quantity
1. Preschool Bible	1
2. "Story Time Jesus Sticker" Activity Page	1
3. Avery Labels #22807 or equivalent Sheet	1
4. Inflatable globe ball	1

Craft Time	Quantity
1. "Everyone" Activity Page	1
2. Cardstock	1
3. Self-inking heart stamps	Several
4. Baby wipes	Several
5. Permanent marker	1