

**WEEK**

**ONE**

# Preteen | W1

## Today's Suggested Schedule—May 2026, Week 1

**Bible Story:** Peter and John Are Taken to the Sanhedrin • Acts 3–4:22

**Bottom Line:** Keep going because of what God has done.

**Conversation Starter:** What have you seen God do?

**Monthly Memory Verse:** *Let us not become tired of doing good. At the right time we will gather a crop if we don't give up.* • Galatians 6:9 NIRV

Loud sounds, bright lights, and large groups can be overwhelming or overstimulating for some children. To create a more inclusive large group experience, consider offering adaptive tools like noise-canceling headphones, sunglasses, sensory-friendly items, or access to modified spaces.

### Prelude: Setting the Tone for the Experience

See the **Getting Ready** pages at the end of this document for a detailed description of what you'll need for today.

In the **Prelude** folder of your curriculum, you'll find a variety of other resources to help you prepare.

### Small Group (15 minutes)

#### Social: Providing Time for Fun Interaction

Opening Activity

### Large Group (35 minutes)

#### Story: Communicating God's Truth in Engaging Ways

#### Worship: Inviting People to Respond to God

Opener

Worship

Bible Story (sections about God's Big Story are included as optional)

Prayer

### Small Group (25 minutes)

#### Groups: Creating a Safe Place to Connect

Application Activity: Take a Snapshot

Bible Story Review: Bible Story Extension and Discussion Questions

Memory Verse Activity: Verses to Take with You

Prayer Activity: Make It Personal with Prayer

### Home: Prompting Action Beyond the Experience

Parent Cue Card (Print or Email)

Devotionals for Kids

Parent Cue App



### Bible Story

Peter and John Are Taken to the Sanhedrin • Acts 3–4:22

### Conversation Starter

What have you seen God do?

### Bottom Line

Keep going because of what God has done.

### Monthly Memory Verse

*Let us not become tired of doing good. At the right time we will gather a crop if we don't give up.* • Galatians 6:9 NIRV

15 min

# Large Group Opener

5 min

## Opener

### What You Need

No supplies needed

*AUDIO: Play high-energy music as kids enter.*

*SLIDE: Theme*

*Optional Video: Theme Loop*

*(Host enters with energy and excitement.)*

*Optional Video: Countdown*

*Optional Video: Theme Intro*

*Optional Video: Theme Loop*

### WELCOME

*Host has lots of energy as he or she welcomes everyone to [Name of Environment]. Host is relatable and inviting. Host can talk about something that happened culturally throughout the week like a big sports game, movie opening, a viral video on YouTube, etc. Host tells them how excited he or she is that they're there and briefly runs through what they can expect. This is especially helpful for first-time guests to make them feel like they know what's happening.*

*(Things to have ready: Floor tape set up as a starting line. Two identical obstacle courses set up. Two ropes at the start line. Optional: Leaders ready to hold Hula Hoops® if they're included in your obstacle course. Game slide. Bottom Line slide.)*

### OPENER

**HOST:** "Hey, everyone! What is up? Welcome to [Name of Environment]! If this is your first time, I'm really glad you're here. And if you've been here before, welcome back! My name is [Host Name], and we're starting a brand-new month today, which means we have a brand-new theme! "This month's theme is called 'TREK.' Now, quick check, how many of you have ever gone hiking before? Raise your hands!"

*(Pause while kids respond.)*

"Hiking can be amazing. You get views, fresh air, and that feeling like, 'Wow, this is awesome.'

"But let's be honest, there's another side to hiking too. Sometimes your legs are tired. Sometimes the trail feels way longer than you expected. Sometimes you're thinking, 'Why did I agree to this?'










"And that's what this month is all about! We're calling it 'TREK: Don't Stop, Don't Give Up—God's with You!' Because life kind of feels like a hike sometimes, right? There are moments you want to quit. Moments you want to sit down and say, 'I'm done.' But God doesn't leave us on the trail alone.

### What You Do:

10 min

## Large Group Game | Rope Line Rescue!

### What You Need

 Host	1
 Floor tape	1
 tables	2
 kid volunteers for each round you do (Ask for new volunteers at the start of each round!)	10
 Cones	6
 Other objects to use for the obstacle courses	Several
 Long ropes	2
 Optional: Hula Hoops®	6
 Optional: A few leaders to hold up Hula Hoops® for the obstacle course	Several

- Download the slides or optional videos and have them ready to use. If you do not have screen capabilities, you have Orange's permission to enlarge and print the slides on paper.
- Download music and/or sound effects on an authorized basis from a resource such as Apple Music®, Amazon Music®, and/or a sound effect library and have it ready to play. Or, if you choose to stream music, refer to the terms and conditions of your streaming service. Note that you will likely need a commercial license in order to stream music publicly. Also confirm that your church has appropriate licensing to perform music and sound effects in your kids' environments, such as a blanket PERFORMmusic™ license from CCS. *Note: Legally, a song and/or sound effect belongs to the songwriter/composer who created it and the publisher who markets it. Performance rights organizations (PROs) license public performances (live or recorded) of their members' music. PROs in the U.S. are ASCAP, BMI, and SESAC. It is up to you to make sure your church has permission to perform or play a recording of a song and/or sound effect.*
- Set up a start line with floor tape on one side of the game area.
- Set up two identical obstacle courses on the other side of the game area using Hula Hoops®, tables, cones, floor tape, other objects, or a combination. The obstacle courses should be set up directly across from the start line.

"So before we do anything else today, we're going to start with a game that's all about not letting go, even when the path gets hard.

*SLIDE: Rope Line Rescue!*

"This game is called 'Rope Line Rescue!'

"Okay, I need 10 volunteers. We're going to have two teams, Team One and Team Two, and each team will have five people. If you're ready to move, work together, and maybe get a little tangled up, raise your hand!

*(Choose volunteers from kids who have their hands raised and invite them to the game area.)*

*(Split the kids up into two teams of five, and line them up single file behind the start line. Tell each team to pick up their rope, and make sure every team member is holding onto it with one hand.)*

"Alright, teams, listen closely, because this is the most important rule of the entire game. You must all hold onto the rope the ENTIRE time. No letting go. Not even for a second.

"As a team, you're going to move through the course together. You'll go up and down, side to side, around obstacles, and under tables to get through! Remember, you're not racing just to be fast. You're racing to stay connected. You need to go through the whole obstacle course as a team, then once you reach the end, you'll turn around and go back through it again! The first team to make it back to the start line wins!

"Everyone else, your job is to cheer them on! Sound good?

"Okay, teams ready? Audience ready? Alright. Three, two, one, GO!

*AUDIO: Upbeat music*

*(Play the game. Encourage both teams and involve the audience. Make sure each kid is holding onto the rope the whole time.)*

*(Play until the first team makes it back to the start line.)*

*(Once the first team has made it back to the start line ... )*

"Wooahoo! Looks like [Team Name] is the winner! Let's hear it for both of our teams!

"Great job sticking with it all the way through. You guys can have a seat.

*(Play as many rounds as time allows. Ask for 10 new volunteers at the beginning of each round.)*

"That was so much fun! And here's what I want you to notice. At some points, it probably felt easier to just let go of the rope, right? When things got tangled. When someone was moving slowly. When it got frustrating. That's a lot like real life. When pressure shows up, when things get uncomfortable, when people push back, it can feel easier to quit—to stop trying and just give up. We'll be learning more about that soon in our Bible Story!

"But first, let's check out our Bottom Line for today!

*SLIDE: Bottom Line*

**[Bottom Line] "Keep going because of what God has done.** Can you say that with me?"

**KIDS AND HOST: [Bottom Line] "Keep going because of what God has done."**

**HOST: "Awesome job today, everyone! Now let's go find out more about what it means to [Bottom Line] keep going because of what God has done."**

11 min

# Worship Option 1 | Amazing Music

3 min

## Move | Worship Song

### What You Need

No supplies needed

3 min

## Do It Again | Worship Song

### What You Need

No supplies needed

5 min

## Memory Verse

### What You Need

No supplies needed

*Note: We've suggested worship songs below from Amazing Music and Orange Kids Music. We've created these worship resources to be developmentally appropriate for elementary and preteen kids by incorporating simple, direct language, fun dance movements, and upbeat, current arrangements.*

*We've chosen specific songs that amplify our teaching content for this month. We recommend that you use these songs as scripted below, or combined with other popular worship songs that your kids know and love. Orange Kids Music can be purchased at [store.thinkorange.com](http://store.thinkorange.com). Amazing Music is available on APlay with Amazing+, or as an Add-On.*

*(Worship Leaders enter as Host exits.)*

**WORSHIP LEADER:** "Alright, let's get started! I'm so happy to see you all today! We're starting this month by reminding ourselves that we don't walk through this life alone. God is with us every step of the way. This first song is going to get us moving!"

*SONG: "Move" Dance Motion, Lyric or Instrumental Lyric Videos are available with Amazing Music on APlay*

"Wow! You all sang that like you meant it! Now, let's sing another song that helps us remember something so important that Jesus gives us—freedom! When we follow Him, we don't have to worry or try to be the best. Jesus already loves us completely! Let's sing this one loud!"

"Here's the thing about worship: we're not just singing words on a screen. We're reminding ourselves of what's true. When things get hard, when life feels heavy, or when you feel like quitting, you can choose to remember God and what He's done! Let's sing!"

*SONG: "Do It Again" Dance Motion, Lyric or Instrumental Lyric Videos are available with Amazing Music on APlay*

"We love worshipping Jesus with you! Throughout your week, keep worshipping Jesus and reminding yourself of how good He is!"

"You all sounded amazing! Singing those words is a way of reminding ourselves what's true. And remember, you can keep worshipping all throughout the week!"

"Our Memory Verse for this month is found in Galatians 6:9. I'll read it first, and then let's all say it together!"

*SLIDE: Memory Verse*

**WORSHIP LEADER:** "Let us not become tired of doing good. At the right time we will gather a crop if we don't give up. —Galatians 6:9 NIV"

"Now, let me guide you through it! Let's say it nice and loud!"

**WORSHIP LEADER:** *"Let us not"*

**KIDS AND WORSHIP LEADER:** *"Let us not"*

**WORSHIP LEADER:** *"become tired of doing good."*

**KIDS AND WORSHIP LEADER:** *"become tired of doing good."*

**WORSHIP LEADER:** *"At the right time"*

**KIDS AND WORSHIP LEADER:** *"At the right time"*

**WORSHIP LEADER:** *"we will gather a crop"*

**KIDS AND WORSHIP LEADER:** *"we will gather a crop"*

**WORSHIP LEADER:** *"if we don't give up."*

**KIDS AND WORSHIP LEADER:** *"if we don't give up."*

**WORSHIP LEADER:** *"Galatians 6:9!"*

**KIDS AND WORSHIP LEADER:** *"Galatians 6:9!"*

**WORSHIP LEADER:** *"Great job, friends! Crops were good things! They are food as a result of hard work. So if we do good, if we don't give up doing good, God promises we will gather something good!"*

10 min

# Worship Option 2 | Orange Kids Music

5 min

## Never Give Up | Orange Kids Music

### What You Need

No supplies needed

5 min

## Can't Stop Won't Stop | Worship song

### What You Need

No supplies needed

*Note: We've suggested worship songs below from Amazing Music and Orange Kids Music. We've created these worship resources to be developmentally appropriate for elementary and preteen kids by incorporating simple, direct language, fun dance movements, and upbeat, current arrangements.*

*We've chosen specific songs that amplify our teaching content for this month. We recommend that you use these songs as scripted below, or combined with other popular worship songs that your kids know and love. Orange Kids Music can be purchased at [store.thinkorange.com](http://store.thinkorange.com). Amazing Music is available on APlay with Amazing+, or as an Add-On.*

**WORSHIP LEADER:** "Alright, everyone, let's get ready to worship! This is our chance to celebrate how good God is! He made each one of us, He loves us more than we can imagine, and He's always with us, no matter what we're going through.

"When we sing, we're not just saying words, we're thanking God for who He is and all the amazing things He's done. So come on, let's stand up, smile big, and sing out loud to show God how much we love Him!

"You guys sound amazing! Did you know God hears every word? He loves it when we take time to worship Him—not just with our voices, but with our lives. Let's keep worshipping together!

*SONG: "Can't Stop Won't Stop" available on [Store.ThinkOrange.com](http://Store.ThinkOrange.com)*

"Great job, everyone! I love worshipping God with you all! Here's what we can remember today: worship doesn't stop here. You can keep worshipping God all through this week by the way you live, the way you treat people, and the way you trust Him.

62 min

# Bible Story

*Note: We're so excited to be going through key stories of the Bible this year and learning more about its Author—God! It's God's Big Story! But to provide you with flexibility as you experience God's Big Story in your own unique setting, there's more than one way to use the following script!*

*If you want to follow "God's Big Story," read the following script straight through. Each week will build on the previous ones. But, if your church wants to teach a Large Group session without connecting it to what has come before, there are two sections in the script below that are optional—"God's Big Story Opener" and "God's Big Story Closer." (Or if you are joining us at some point throughout the year, you can opt out of the God's Big Story part and just join us as we journey through the rest of the story of Scripture!) We're going to go through the Bible as we teach throughout the year, but whether or not you share God's Big Story each week is up to you!*

*Whatever way you decide to use the following, know that we're praying diligently for you—we're asking God to help kids see and believe that He loves them, He invented them, and He wants to be their closest Friend. Forever. It's an honor to get to know God with you through the Bible this year!*

12 min

## StoryLab Bible Story | Video

### What You Need

No supplies needed

12 min

## So and So Show Bible Story | Video








### What You Need

No supplies needed

38 min

## Bible Story (Live)

### What You Need

 Communicator	1
 Host	1
 Table	1
 Floor tape	1
 posterboards	2
 Thick, black, permanent marker	2
 Kid volunteers	2

### What You Do:

- Download the slides and have them ready to use. If you do not have screen capabilities, you have Orange's permission to enlarge and print the slides on paper.
- Confirm that your church has appropriate licensing to perform or play music and sound effects in your kids' environments (see above under Opener).
- Using floor tape, divide the teaching area in half—a right side and a left side. Make sure the audience can clearly see both halves of the area.
- Using the permanent marker, write "Pressure" boldly and legibly on one posterboard, and on the other, write "What God Has Done" boldly and legibly. Set these on the table for the teaching.

### INTRODUCTION

*(Things to have ready: Make sure the table is set up at the front of the teaching area so the Communicator can place their Bible on it and read from it. Floor tape dividing the teaching space in half—right and left. Two prepared signs on the table—one that says "Pressure" and the other that says "What God Has Done.")*

**COMMUNICATOR:** "Hey, everyone! It's a new month, so we're starting a brand-new series today called 'TREK.' The full title of the series is 'TREK: Don't Stop, Don't Give Up—God's with You!'"

"On a hike, sometimes it gets long, right? Even though it's so great and there are spectacular views at the end, there's this in-between time when you're walking, you're climbing, it's hot, you need water, and you start wondering ... 'When are we gonna get there?' 'How much longer?' 'I'm getting tired!' But it's important to keep going, or you won't get to the end! Today, we're going to be learning that God wants us to keep going because of what He has done. We'll see how when the church was just getting started, two of God's followers did that. I'm so excited to unpack this true story from the Bible with you all!"

"But before we jump into today's Bible Story, let me ask you something: Have you ever been in a moment when you knew you had a choice to make, but it happened so fast, you barely had time to think? And you didn't know what to do?"

"Like when you're added to a group chat, and someone starts saying something that's really mean or making fun of someone. Or when a friend dares you to do something and everyone's watching to see what you'll do. Or maybe you're at school, and someone is talking about cheating, and you have to decide whether to say something or just let it go."

"Those moments don't feel serious at first. They kinda feel small in the moment."

"What's interesting, though, is that later on, those moments stick with you. You replay them in your head and think, 'I wonder what would've happened if I'd chosen differently.'"

"So keep those situations in mind as we keep going."

**TENSION**

"So, I need two volunteers to help me out for a minute. Raise your hand if you'd like to volunteer!

*(Pick volunteers from the kids who have their hands raised and invite them to the game area. Hand one kid the "Pressure" sign and the other the "What God Has Done" sign. Have them stand on opposite sides of the tape line, one on the left side, with the sign they're holding facing the audience. The other on the right side, with the sign they're holding facing the audience.)*

"Alright, thank you guys for helping me out!

*(Move to the "Pressure" side.)*

"We're going to call this side: 'Pressure.' We all have different kinds of pressures in our lives. Yours may be different than mine. Think about some of the pressure you have in your life. Maybe it's the pressure to laugh when everyone else laughs, even if it feels wrong. Or the pressure to stay quiet when someone is being left out. Or maybe you don't want to say anything about your faith because you don't want questions or jokes. Maybe you feel like you should just do what everyone else is doing so you don't stand out. There are a lot of different kinds of pressures in this world.

*(Move to the "What God Has Done" side.)*

"Now this side, we're going to call: 'What God Has Done.'

"There have probably been many times in your life when you've prayed, and God gave you peace. Or maybe you've had moments in your life when you knew God helped you. Think of the stories you've heard about Jesus that stuck with you. Think of the moment you accepted Jesus as your Savior. Or maybe you've seen God help someone in your family. Maybe you've experienced healing in your life or a family member has. The list can go on and on of the good things God has done.

"So we have these two sides—the pressures of this world and knowing how good God is. And sometimes we live on one side or the other. We all have decisions we constantly have to make, and we have to ask ourselves, are we going to cave in to the pressures of this world? Or are we going to follow the right path and remember what God has done?

"That's the tension we bring into today's true story from the Bible.

Because the people in this story stood right here. They felt real pressure. They had real reasons to stop. But they also knew a powerful God, and with God, they were able to keep going.

"But before we get into today's true story from the Bible, let me tell you about something we've been doing all school year! And at the end of this month, our journey will be complete!

"We've been going through the Bible cover to cover, reading the key stories!

"Why are we going through the Bible? Is it because we really want to learn more about the Bible? Well, not exactly. Part of the reason God gave us the Bible is so we can learn about Him. He could have kept who He is a secret from us, a big mystery of the universe. But He didn't! He wants us to know Him, so He gave us the Bible. So as we go through the Bible this year, we hope that we'll learn about Him!"

**GOD'S BIG STORY OPENER (OPTIONAL)**

**COMMUNICATOR:** "We're going to go through God's Big Story in the Bible together so we can learn about God! *(Gesture to slide.)*

*SLIDE: God's Big Story*

"Let me catch you up on where we've been in God's Big Story so far!

*(If you have the Timeline Images up, feel free to point to them as you talk about them.)*

"You might remember that, in the beginning, God created everything. He made the world, the animals, people ... everything! God made the first people for the same reason He made all people—to be His close, close friends. But sadly, the first people God made chose to turn away from Him and sin. God wanted people to be close to Him, but they couldn't anymore. Pain, sickness, and death entered the world too.

"But God didn't want to leave things that way. So He put His rescue plan in motion right from the start!

"God was going to rescue everything through a family! God chose a man named Abraham and promised that his family would bless the whole world. Abraham had a great-grandson named Joseph, who became a leader in Egypt and saved his family—God's people. Over time, God's people grew but were enslaved by a new Pharaoh. 'Help us!' they cried out to God. God freed His people and brought them to the super-nice home He had designed for them, the Promised Land.

"After God's people were settled in the Promised Land, they disobeyed God—again and again and again. Even the kings God gave them rebelled! So, God split the nation in two—into the northern kingdom of Israel and the southern kingdom of Judah. Prophets spoke for God saying, 'Come back to Me!' But the northern kingdom of Israel was destroyed, and the southern kingdom of Judah was taken captive. Oh no! After years in exile, some of God's people returned to rebuild their homeland, while others stayed in foreign lands.

"During that sad time, God kept sending messages to His people about the Rescuer He had promised long ago. 'God's Rescuer is going to come like this!' the prophets said. But for years and years, nothing happened.

"And then it did! God sent Jesus, the Rescuer we needed, just like He promised! While Jesus was on Earth, He showed us who God is because He is God!

"Jesus lived a perfect life, and He gave that perfect life to pay the price for our sin. Because He never did anything wrong, Jesus was able to take on our sin. With His own life, He paid for all the wrong things anyone has ever done or ever will do. He broke the curse of sin we were under. He set us free. With the curse broken, with sin paid for, we could be close to God again! What God had been working on in His Big Story was finally coming true!

"And then Jesus did something else amazing. He rose back to life! Jesus beat death! Our Rescuer who loves us is alive and our friend forever and ever.

"But Jesus' friends were confused. Why did Jesus die? Why did He rise again? Jesus spent the next several days on Earth explaining what He had done and why.

"Jesus explained that He was going to leave, but He was going to be with His followers in a new way. He was going to be closer than close, like He always wanted to be! He wanted to be close friends like He was back in the Garden of Eden.

"Then, Jesus went back to heaven. But He sent the gift He had promised—the Holy Spirit! The Holy Spirit is God's very Spirit living in Jesus' followers. Now God lives inside of His people. And with God's Spirit living in them, God's followers began to do amazing things!

"And that's where we are in God's Big Story!"

### TRUTH

**COMMUNICATOR:** "We're continuing our journey right through the Bible. We're at the part of the Bible where Jesus has died, risen from the dead, returned back to heaven, and sent His Holy Spirit to live inside His followers. Today's true story from the Bible is about two of those followers who lived during Jesus' lifetime and when the church was just getting started. Our story from the Bible today isn't about superheroes or people who never felt nervous. It's about two ordinary men named Peter and John who were now filled with God's Spirit and who were figuring out what that meant.

"Peter and John were some of Jesus' closest followers. They had spent years walking with Him, listening to Him teach, and watching Him heal people. They had seen things they couldn't explain. But they had also seen things that were painful and confusing. They had watched Jesus be arrested. They had watched Him be beaten. They had watched Him die on a cross.

"And then, against everything they expected, they had seen Him alive again.

"That matters, because when we meet Peter and John in this story, they weren't just holding onto ideas about God. They were holding onto memories. They were holding onto experiences. They'd seen what God had done!

*(Move to the "What God Has Done" side.)*

"After Jesus rose from the dead, He promised His followers something important. He told them that even though He wouldn't be physically with them anymore, they wouldn't be alone. He promised that He would send His very Spirit, the Holy Spirit, to live inside of them. The Holy Spirit living inside God's followers would help them follow God and speak with courage.

"That promise mattered because following Jesus now meant that when they stepped into big situations, they needed the help of the Holy Spirit, and they needed to learn to rely on Him.

"One afternoon, Peter and John were walking to the temple to pray. As they approached the temple gate, they saw a man who had never been able to walk. He was carried there every day and placed near the gate so he could beg for money from people passing by. This man didn't know Peter and John. He wasn't asking to be healed. He was just hoping someone would notice him and help him survive another day.

*(Open the Bible and read Acts 3:1-6 NIV.)*

*One day Peter and John were going up to the temple. It was three o'clock in the afternoon. It was the time for prayer. A man unable to walk was being carried to the temple gate called Beautiful. He had been that way since he was born. Every day someone put him near the gate. There he would beg from people going into the temple courtyards. He saw that*

*Peter and John were about to enter. So he asked them for money. Peter looked straight at him, and so did John. Then Peter said, "Look at us!" So the man watched them closely. He expected to get something from them.*

*Peter said, "I don't have any silver or gold. But I'll give you what I do have. In the name of Jesus Christ of Nazareth, get up and walk."*

*"This moment is easy to rush past, but it matters. Peter didn't promise something he could control. He didn't offer money. He didn't point to himself. He pointed directly to Jesus and trusted God with what would happen next. Peter knew what God had already done, and he chose to act in faith.*

*(Open the Bible and read Acts 3:7-8 NIV.)*

*Then Peter took him by the right hand and helped him up. At once the man's feet and ankles became strong. He jumped to his feet and began to walk. He went with Peter and John into the temple courtyards. He walked and jumped and praised God.*

*"For the first time in his life, the man stood on his own feet! He walked, jumped, and praised God. And everyone saw it! The people recognized this man—they knew he was the same man who had been begging at the temple gate for years. A crowd began to gather, and suddenly, what started as a quiet moment of faith became very public. This is where the pressure began to build.*

*(Move toward the center of the tape line.)*

*(Open the Bible and read Acts 3:9-13 NIV.)*

*All the people saw him walking and praising God. They recognized him as the same man who used to sit and beg at the temple gate called Beautiful. They were filled with wonder. They were amazed at what had happened to him.*

*The man was holding on to Peter and John. All the people were amazed. They came running to them at the place called Solomon's Porch. When Peter saw this, he said, "Fellow Israelites, why does this surprise you? Why do you stare at us? It's not as if we've made this man walk by our own power or godliness. The God of our fathers, Abraham, Isaac and Jacob, has done this. God has brought glory to Jesus, who serves him. But you handed Jesus over to be killed. Pilate had decided to let him go. But you spoke against Jesus when he was in Pilate's court."*

*"This was another important choice. Peter could have enjoyed the attention. He could have stayed quiet. He could have taken credit. Instead, he chose to point back to what God had done. He kept the focus on Jesus. And that's when things started to shift.*

*"The religious leaders heard what was happening. They heard Peter and John teaching about Jesus, and they didn't like it. They believed this message was dangerous. They believed it needed to be stopped.*

*(Move to the "Pressure" side.)*

*"Peter and John were arrested and thrown into prison. The excitement of the crowd disappeared, and suddenly, the situation felt very different. They weren't being celebrated anymore. They were being questioned. That's a lot of pressure!*

*"The next day, Peter and John were brought before the Sanhedrin. This was a gathering of religious leaders, powerful leaders. These were people who had the authority to punish Peter and John. In fact, these were some of the same people who were involved in Jesus' death.*

*"If there was ever a moment to step back, to not stand up, this was it.*

*(Open the Bible and read Acts 4:7-10 NIV.)*

*They had Peter and John brought to them. They wanted to question them. "By what power did you do this?" they asked. "And through whose*

name?" Peter was filled with the Holy Spirit. He said to them, "Rulers and elders of the people! Are you asking us to explain our actions today? Do you want to know why we were kind to a man who couldn't walk? Are you asking how he was healed? Then listen to this, you and all the people of Israel! You nailed Jesus Christ of Nazareth to the cross. But God raised him from the dead. It is through Jesus' name that this man stands healed in front of you."

"This moment was full of pressure! Peter knew what could happen. He knew there could be consequences. He knew silence would be safer. And yet, he chose to speak up. Why? Because he couldn't pretend he hadn't seen what he'd seen. He couldn't ignore what God had done.

"When the leaders commanded Peter and John to stop speaking about Jesus, they responded with words that explain everything.

*(Open the Bible and read Acts 4:19-20 NIV.)*

But Peter and John replied, "Which is right from God's point of view? Should we listen to you? Or should we listen to God? You be the judges! There's nothing else we can do. We have to speak about the things we've seen and heard."

"That sentence is the heart of the story. Peter and John didn't keep going because the pressure disappeared. They didn't keep going because it was easy. They kept going because what God had done was too real to ignore.

*(Move to the "What God Has Done" side.)*

"Peter and John chose to keep going—not because they were fearless but because they remembered who Jesus is and what He had done. When pressure shows up, remembering what God has done changes how you stand.

#### **APPLICATION**

**COMMUNICATOR:** "So let's talk about what this means for us. Because most of us aren't going to be arrested for what we believe. We're not going to stand in a courtroom or be questioned by religious leaders. But that doesn't mean we don't experience pressure in our lives.

*(Move to the "Pressure" side.)*

"The pressure just looks different. Sometimes it's pressure to stay quiet when someone makes fun of your faith. Sometimes it's pressure to blend in instead of standing out. Sometimes it's pressure to stop trying to do the right thing because it feels like no one notices.

"Peter and John had seen Jesus heal people. They had seen Him forgive sins. They had seen Him die on a cross. They had seen Him alive again. And they had experienced Him sending His Holy Spirit. They had experienced the power of God in their own lives.

*(Move to the "What God Has Done" side.)*

"And once you've known God, it changes how you stand when pressure shows up. It doesn't mean the pressure disappears. It means it doesn't get the final say.

"What you've seen God do helps you keep going. It becomes the reason you don't step back when pressure tells you to stop.

"So this week, don't just do what feels easiest. Remember what God has already done. God has made a way, through the death of Jesus, for you to be His friend forever. And then Jesus has moved inside of you through His Holy Spirit. God has done so much for you! And that might be exactly what gives you the courage to take the next step forward.

"Thank you, helpers! Let's give them a big hand! You guys can take a seat."

#### **GOD'S BIG STORY CLOSER (OPTIONAL)**

**COMMUNICATOR:** "Let's take a look at the progress we made in God's Big Story this week!"

"This week, we're right up here on the path of God's Big Story after this picture of 'Pentecost!' Today's true story from the Bible shows us that even though Jesus went back to heaven, He was with His followers through the Holy Spirit, and through Him they could do amazing things! (*Gesture to timeline.*)

"This week, we looked at the story of two men, Peter and John, when they encountered a paralyzed man. Peter and John looked at the paralyzed man and thought, 'This is broken. Jesus would fix it.' So in Jesus' name, and through the power of the Holy Spirit, they healed the man. And that's part of the reason why God moved into all of His followers through His Spirit. He is closer than close, and as we go around in the world, we can see, 'Hey, that's broken. That's not the way God would want it,' and we can ask Him to fix it or ask Him to give us strength to fix it! Since God made people, He has always wanted us to be able to be close to Him. And now we are closer than close through His Spirit. And with the Holy Spirit inside of us, we can go through the world, listening to Him, and making the world more like God's Kingdom!"

*SLIDE: Week 1 Timeline Image*

*(If you're making a timeline of printed images on your wall, take this moment to place today's Timeline Image on the clothesline.)*

"This week, we looked at the story of Peter and John, and how they were bold and did big things because the Holy Spirit was in them!"

8 min

## Closing

5 min

### LANDING

#### What You Need

No supplies needed

**COMMUNICATOR:** "Today's story reminds us that following Jesus doesn't mean the pressure goes away. Peter and John still faced questions, threats, and real consequences. But they kept going because they couldn't ignore what God had already done. And the same is true for us. When things get hard, when it feels easier to stop or stay quiet, remembering what God has done can give us the strength to keep going. That's why today's Bottom Line is so important! Let's check it out one more time.

*SLIDE: Bottom Line*

**[Bottom Line] "Keep going because of what God has done."**

"Say it with me!"

**COMMUNICATOR AND KIDS: [Bottom Line] "Keep going because of what God has done."**

3 min

## PRAYER

### What You Need

No supplies needed

**COMMUNICATOR:** "So here's the question I want you to think about, not just right now, but all week:

*SLIDE: Conversation Starter*

**[Conversation Starter] "What have you seen God do?"**

"Maybe it's a time God helped you when you were scared. Maybe it's a prayer that got answered. Or maybe you've seen someone be healed in your family. Maybe it's a moment when you knew God was with you, even when things were hard. But here's the thing: when you remember what God has done, it changes how you stand when pressure shows up. It changes whether you stop or keep going. And that's what I want you to talk about later in your small groups.

"Let's take a quiet moment and talk to the God who can help us keep going, friends.

### PRAYER

**COMMUNICATOR:** "God, thank You for what You've already done. Thank You for the ways You've shown up in our lives, even when things felt hard or uncertain. When pressure shows up, and it feels easier to stop or stay quiet, help us remember that You're with us and You're faithful. Give us courage to keep going, not because we're strong, but because You are. We trust You with our next step. We love You, and we pray these things in Jesus' name. Amen."

*AUDIO: Play calm music as the kids exit.*

*SLIDE: Theme*

*Optional Video: Theme Loop*

# Getting Ready | Preteen Large Group

## GETTING READY

Here's everything you need to know to get ready for this week.

### APlay

Get the most out of your curriculum with **APlay!** [JoinAPlay.com](https://www.joinaplay.com) is an all-in-one media organization and presentation tool. Experience all of your Orange Curriculum media assets, now pre-built and fully customizable. No more sorting through multiple download folders.

**APlay** is free with your curriculum subscription and packed with features to help your weekly experience run smoother. **APlay** gives you more time to focus on what truly matters—more ministry, less media management with Apple TV-based media solutions.

**Story: Communicating God's Truth in Engaging Ways (25 minutes)**

**Worship: Inviting People to Respond to God (10 minutes)**

### 1. Opener

#### What You Need:

- Host
- Floor tape
- Minimum of 2 tables
- 10 kid volunteers for each round you do (Ask for new volunteers at the start of each round!)
- Minimum of 6 cones
- Other objects to use for the obstacle courses
- Two long ropes
- *Optional: Minimum of 6 Hula Hoops®*
- *Optional: A few leaders to hold up Hula Hoops® for the obstacle course*

#### Music and Sound Effects:

- Upbeat music to use as kids enter the room
- Upbeat music to use for the game

#### Large Group Visuals:

- Theme Slide
- "Rope Line Rescue! Title" Slide
- Bottom Line Slide

#### Optional Videos:

- Theme Loop
- Theme Intro
- Countdown

#### What You Do:

- Download the slides or optional videos and have them ready to use. If you do not have screen capabilities, you have Orange's permission to enlarge and print the slides on paper.

- Download music and/or sound effects on an authorized basis from a resource such as Apple Music®, Amazon Music®, and/or a sound effect library and have it ready to play. Or, if you choose to stream music, refer to the terms and conditions of your streaming service. Note that you will likely need a commercial license in order to stream music publicly. Also confirm that your church has appropriate licensing to perform music and sound effects in your kids' environments, such as a blanket PERFORMmusic™ license from CCS. *Note: Legally, a song and/or sound effect belongs to the songwriter/composer who created it and the publisher who markets it. Performance rights organizations (PROs) license public performances (live or recorded) of their members' music. PROs in the U.S. are ASCAP, BMI, and SESAC. It is up to you to make sure your church has permission to perform or play a recording of a song and/or sound effect.*
- Set up a start line with floor tape on one side of the game area.
- Set up two identical obstacle courses on the other side of the game area using Hula Hoops®, tables, cones, floor tape, other objects, or a combination. The obstacle courses should be set up directly across from the start line.

## 2. Worship and Memory Verse

### What You Need:

- Worship Leader(s)

### Music and Sound Effects:

- "Move" - available on APlay with Amazing Music
- "Do It Again" - available on APlay with Amazing Music
- "Never Give Up" - available on Store.ThinkOrange.com
- "Can't Stop Won't Stop" - available on Store.ThinkOrange.com

### Large Group Visuals:

- Theme Slide
- Memory Verse Slide

### Optional Videos for Orange Kids Music

- "Never Give Up" Dance Moves Video or Live Lyrics Video (available through Store.ThinkOrange.com)
- "Can't Stop Won't Stop" Dance Moves Video or Live Lyrics Video (available through Store.ThinkOrange.com)

### What You Do:

- If you are utilizing the suggested songs from **Amazing Music-**, search for your desired video resource for each song under the Worship section on APlay and add to your service!
- You can access Amazing Music's Dance Motion, Lyric, and Instrumental Videos in APlay under the Worship section.
- Amazing Music Song Trainings are available in Amazing Leaders and FREE on YouTube. <https://www.youtube.com/@AmazingKidsMusic>
- If you are utilizing **the Orange Kids Music** suggestions, simply purchase and download from Store.ThinkOrange.com! You can upload these into APlay for easy use with your 252 curriculum.
- Dance Motion Videos and Lyrics Videos are available for Orange Kids Music songs. For more information, visit Store.ThinkOrange.com.

- *Make sure your church has obtained licensing rights to play or perform music. You can obtain a license to perform worship music from Christian Copyright Licensing International ([www.ccli.com](http://www.ccli.com)). It covers over 200,000 worship songs for congregational singing. You are responsible for including the copyright information on all songs reproduced under the Church Copyright License (including song lyrics projected onscreen). This includes the song title, writer credit(s), copyright notice, and your church's CCLI license number. You can include this information on one of the lyric slides, or you can create a separate slide detailing this information, but the copyright information must appear at least once for each song you play or perform. For example:*

*"Hallelujah" words and music by John Doe*

©2000 Good Music Co.

CCLI License # 0000

### 3. Bible Story

#### What You Need:

- Communicator
- Bible
- Table
- Floor tape
- 2 posterboards
- Thick, black, permanent marker
- 2 kid volunteers

#### Music and Sound Effects:

- Calm music to use as kids exit the room

#### Large Group Visuals:

- Theme Slide
- Theme Background Slide
- Bottom Line Slide
- Conversation Starter Slide

#### Optional for God's Big Story:

- Clothesline and clothespins for the timeline in your room
- God's Big Story Slide
- Week 1 Timeline Image Slide
- We recommend that you create a timeline in your Large Group room that you can add to throughout this curriculum year as we travel through the Bible. This can be a simple clothesline or a section of the wall where you can hang the printed Timeline Images in order, week by week. We'll provide a Timeline Image for each week of the curriculum. There are two versions of each Timeline Image—a slide and a print version. A digital [God's Big Story poster](#) is available as well in the Orange Store.

#### Optional Video: (available in APlay)

Our Large Group scripts are interchangeable with these videos so you can plug and play the way you need to each week.

#### For 252 Kids (Kindergarten through 3rd grade):

- StoryLab: Invite elementary kids to engage with inquisitive young hosts as they explore core biblical truths and stories in a STEAM-inspired setting.

**For 252 Preteen (4th and 5th grade):**

- The So & So Show: Guide preteens to explore questions of faith through a YouTube-style show full of humor and lots of zany fun.

**Additional environment enhancements including:**

- Motion graphics, including loops
- Countdown video

**What You Do:**

- Download the slides and have them ready to use. If you do not have screen capabilities, you have Orange's permission to enlarge and print the slides on paper.
- Confirm that your church has appropriate licensing to perform or play music and sound effects in your kids' environments (see above under Opener).
- Using floor tape, divide the teaching area in half—a right side and a left side. Make sure the audience can clearly see both halves of the area.
- Using the permanent marker, write "Pressure" boldly and legibly on one posterboard, and on the other, write "What God Has Done" boldly and legibly. Set these on the table for the teaching.

# Supplies

Large Group Game   Rope Line Rescue!		Quantity
1.	Host	1
2.	Floor tape	1
3.	tables	2
4.	kid volunteers for each round you do (Ask for new volunteers at the start of each round!)	10
5.	Cones	6
6.	Other objects to use for the obstacle courses	Several
7.	Long ropes	2
8.	Optional: Hula Hoops®	6
9.	Optional: A few leaders to hold up Hula Hoops® for the obstacle course	Several

Bible Story (Live)		Quantity
1.	Communicator	1
2.	Host	1
3.	Table	1
4.	Floor tape	1
5.	posterboards	2
6.	Thick, black, permanent marker	2
7.	Kid volunteers	2

**WEEK**

**TWO**

# Preteen | W2

## Today's Suggested Schedule—May 2026, Week 2

**Bible Story:** Philip and the Man from Ethiopia • Acts 8:26-40

**Bottom Line:** Keep following God, even when you have questions.

**Conversation Starter:** What questions do you have about God?

**Monthly Memory Verse:** *Let us not become tired of doing good. At the right time we will gather a crop if we don't give up.* • Galatians 6:9 NIV

Loud sounds, bright lights, and large groups can be overwhelming or overstimulating for some children. To create a more inclusive large group experience, consider offering adaptive tools like noise-canceling headphones, sunglasses, sensory-friendly items, or access to modified spaces.

### Prelude: Setting the Tone for the Experience

See the **Getting Ready** pages at the end of this document for a detailed description of what you'll need for today.

In the **Prelude** folder of your curriculum, you'll find a variety of other resources to help you prepare.

### Small Group (15 minutes)

#### Social: Providing Time for Fun Interaction

Opening Activity

### Large Group (35 minutes)

#### Story: Communicating God's Truth in Engaging Ways

#### Worship: Inviting People to Respond to God

Opener

Worship

Bible Story (sections about God's Big Story are included as optional)

Prayer

### Small Group (25 minutes)

#### Groups: Creating a Safe Place to Connect

Application Activity: Take a Snapshot

Bible Story Review: Bible Story Extension and Discussion Questions

Memory Verse Activity: Verses to Take with You

Prayer Activity: Make It Personal with Prayer

### Home: Prompting Action Beyond the Experience

Parent Cue Card (Print or Email)

Devotionals for Kids

Parent Cue App



### Bible Story

Philip and the Man from Ethiopia • Acts 8:26-40

### Conversation Starter

What questions do you have about God?

### Bottom Line

Keep following God, even when you have questions.

### Monthly Memory Verse

*Let us not become tired of doing good. At the right time we will gather a crop if we don't give up.* • Galatians 6:9 NIV

15 min

# Large Group Opener

5 min

## Opener

### What You Need

No supplies needed

*AUDIO: Play high-energy music as kids enter.*

*SLIDE: Theme*

*Optional Video: Theme Loop*

*(Host enters with energy and excitement.)*

*Optional Video: Countdown*

*Optional Video: Theme Intro*

*Optional Video: Theme Loop*

### WELCOME

*Host has lots of energy as he or she welcomes everyone to [Name of Environment]. Host is relatable and inviting. Host can talk about something that happened culturally throughout the week like a big sports game, movie opening, a viral video on YouTube, etc. Host tells them how excited he or she is that they're there and briefly runs through what they can expect. This is especially helpful for first-time guests to make them feel like they know what's happening.*

*(Things to have ready: 20 sticks or paper tubes scattered around the game area. 12 pieces of tissue paper, 6 for each team—3 red and 3 orange—gathered in the fire-making area. Two leaders to count sticks and help with the game. Game slide. Bottom Line slide.)*

### OPENER

**HOST:** "Hey, everyone! What's up? I'm really glad you're here today. If this is your first time at [Name of Environment], welcome! I'm so pumped you're here. And if you've been coming for a while, welcome back! Today we're in Week Two of our series called 'TREK.' The full title of our series is, 'TREK: Don't Stop, Don't Give Up—God's with You!'"

"When you hear the word 'trek,' what comes to mind? Go ahead and shout it out!"

*(Pause while kids shout out answers.)*

"Yeah! Hiking, backpacks, long walks, getting tired, maybe even wanting to quit halfway through. A trek isn't quick or easy. It's a journey, and journeys take time, effort, and commitment. That's what this whole series is about: not stopping and not giving up, even when things feel confusing or hard."

"So we're starting today with a game that goes along with that idea perfectly. Think about being out on a long hike. It's cold, it's getting dark, and you're exhausted. What's one thing that instantly makes things better?"

*(Pause while kids call out answers.)*

"Those are some great answers! What about a campfire? A campfire keeps you warm. It gives you light, and of course, you can roast marshmallows over it!"

10 min

## Large Group Game | Campfire Collect!

### What You Need

👤	Host	1
👤	sticks or long paper tubes	20
👤	pieces of orange tissue paper	6
👤	pieces of red tissue paper	6
👤	Leaders to count sticks and oversee the game	6
👤	Kid volunteers for each round you do (Ask for new volunteers at the start of each round!)	6

### What You Do:

- Download the slides or optional videos and have them ready to use. If you do not have screen capabilities, you have Orange's permission to enlarge and print the slides on paper.
- Refer to week 1 to confirm that your church has appropriate licensing to perform or play music and sound effects in your kids' environments.
- Scatter the 20 sticks or paper tubes around the game area.
- Have six pieces of uncrumpled tissue paper—three red and three orange pieces—in the fire-making area for each team.
- Prep two leaders ahead of time to count sticks and make sure the "campfire" is assembled correctly with crumpled tissue paper during the game.

"Speaking of campfires, today, we're going to make our very own campfires in our game called 'Campfire Collect!'"

*SLIDE: "Campfire Collect! Title"*

"Here's how it works: we're going to have two teams of three. Each team is going to build their own campfire, but you don't get it handed to you. You have to go get it! All around the room are these sticks.

*(Gesture to sticks scattered around the room.)*

"Two of you will be the runners, and your job is to collect ten sticks and bring them back to your other teammate—the fire maker! The fire maker's job is to hold up all the sticks like a teepee while the two runners collect the sticks. If you're the fire maker, you have to hold up all the sticks for the WHOLE game!

"But once your team has ten sticks, don't celebrate yet. Your leader has to count them and make sure you have ten! After your leader counts your sticks, the runners are to crumple up the six pieces of tissue paper—I mean pieces of flame—and put them in the pile of sticks to finish the fire. The first team to build a complete campfire wins!

"Oh! One more important detail. To make this a little more challenging, if your job is a runner, you can only collect ONE stick at a time! So that means both runners will have to work together as a team to collect and carry the sticks back to the fire maker!

"And if you're in the audience, you get to cheer on both teams as they build their fires!

"Okay, I'm going to need six volunteers. Raise your hand if you'd like to play!

*(Choose six volunteers from the kids who have their hands raised and invite them to the game area. Split them up into two teams of three and choose one fire maker and two runners for each team. Prompt the two leaders who are going to help you with the game to come on stage.)*

"Alright, teams, get ready. Runners, you can start collecting sticks when I say, 'GO!'"

"On your mark ... get set ... GO!"

*AUDIO: Upbeat music*

*(Play the game. Make sure the runners are only grabbing one stick at a time and bringing it back to the fire maker before grabbing another stick. Once a team collects ten sticks, make sure the team crumples up the pieces of tissue paper to finish their campfire.)*

"Nice teamwork! Keep it moving! Don't give up! Those campfires are looking awesome!"

*(Once one team has built a complete campfire ... )*

"Woohoo! Looks like [Team Name] is the winner! Let's give a big hand to both of our teams!"

*(As time allows, continue with more rounds. Ask for six new volunteers at the start of each round. Scatter the sticks around the game area at the start of each round.)*

"Nice job! Everybody have a seat and catch your breath for a second. Now I want some s'mores!"

"That took some serious teamwork and focus! But you guys didn't stop, and you didn't give up. And that's what we've been talking about this month in our 'TREK' series!"

"Looks like it's time to check out our Bottom Line for today! Let's see what it says."

*SLIDE: Bottom Line*

**[Bottom Line] "Keep following God, even when you have questions. Let's all say it together!"**

**HOST AND KIDS: [Bottom Line] "Keep following God, even when you have questions."**

**HOST:** "We're going to talk more about that in our Bible Story today!"

11 min

# Worship Option 1 | Amazing Music

3 min

## Move | Worship Song

### What You Need

No supplies needed

3 min

## Way Maker | Worship Song

### What You Need

No supplies needed

*Note: We've suggested worship songs below from Amazing Music and Orange Kids Music. We've created these worship resources to be developmentally appropriate for elementary and preteen kids by incorporating simple, direct language, fun dance movements, and upbeat, current arrangements.*

*We've chosen specific songs that amplify our teaching content for this month. We recommend that you use these songs as scripted below, or combined with other popular worship songs that your kids know and love. Orange Kids Music can be purchased at [store.thinkorange.com](http://store.thinkorange.com). Amazing Music is available on APlay with Amazing+, or as an Add-On.*

*(Worship Leaders enter as Host exits.)*

**WORSHIP LEADER:** "Hey, everyone! I'm really glad we get to worship together today! God is active—not distant, not silent, not checked out. God is here, and God moves. And we can worship Him!"

"This first song is a prayer. It's us saying, 'God, we want You here. We want You to move. We don't want to just go through the motions.' So as we sing, don't just sing the words, mean them. Let's stand together and worship.

*SONG: "Move" Dance Motion, Lyric or Instrumental Lyric Videos are available with Amazing Music on APlay*

"Wow! You all sang that like you meant it! Now, let's sing another song that helps us remember something so important that Jesus gives us—freedom! When we follow Him, we don't have to worry or try to be the best. Jesus already loves us completely! Let's sing this one loud!"

shame, we're reminding ourselves that God's power is bigger than whatever we're facing. Singing 'We won't stop coming after You' is a choice—it's choosing to keep following God, even when we still have questions.

"Our next song is called 'Way Maker.' This next song reminds us that God is always with us and always at work, even when we don't understand everything yet. God is in the business of doing amazing miracles! He is a Way Maker!"

*SONG: "Way Maker" Dance Motion, Lyric or Instrumental Lyric Videos are available with Amazing Music on APlay*

"You guys sounded great. Remember, worship isn't just something we do in this room or on Sundays—it's a way we live. It's how we choose to trust God at school, at home, with our friends, and in the middle of real life. Singing is part of it, but following God day by day is worship too."

5 min

## Memory Verse

### What You Need

No supplies needed

"Now, let's take a look at our monthly Memory Verse. It's found in Galatians 6:9. I'll read it first, and then I will lead you through it!

*SLIDE: Memory Verse*

**WORSHIP LEADER:** *"Let us not become tired of doing good. At the right time we will gather a crop if we don't give up. —Galatians 6:9 NIV"*

"Now, let me guide you through it! Let's say it nice and loud!"

**WORSHIP LEADER:** *"Let us not"*

**KIDS AND WORSHIP LEADER:** *"Let us not"*

**WORSHIP LEADER:** *"become tired of doing good."*

**KIDS AND WORSHIP LEADER:** *"become tired of doing good."*

**WORSHIP LEADER:** *"At the right time"*

**KIDS AND WORSHIP LEADER:** *"At the right time"*

**WORSHIP LEADER:** *"we will gather a crop"*

**KIDS AND WORSHIP LEADER:** *"we will gather a crop"*

**WORSHIP LEADER:** *"if we don't give up."*

**KIDS AND WORSHIP LEADER:** *"if we don't give up."*

**WORSHIP LEADER:** *"Galatians 6:9!"*

**KIDS AND WORSHIP LEADER:** *"Galatians 6:9!"*

**WORSHIP LEADER:** "Yay! Crops are good things! They are food as a result of hard work. So if we do good, if we don't give up doing good, God promises that we will gather something good!"

10 min

# Worship Option 2 | Orange Kids Music

5 min

## Never Give Up | Orange Kids Music

### What You Need

No supplies needed

5 min

## Can't Stop Won't Stop | Worship song

### What You Need

No supplies needed

*Note: We've suggested worship songs below from Amazing Music and Orange Kids Music. We've created these worship resources to be developmentally appropriate for elementary and preteen kids by incorporating simple, direct language, fun dance movements, and upbeat, current arrangements.*

*We've chosen specific songs that amplify our teaching content for this month. We recommend that you use these songs as scripted below, or combined with other popular worship songs that your kids know and love. Orange Kids Music can be purchased at [store.thinkorange.com](http://store.thinkorange.com). Amazing Music is available on APlay with Amazing+, or as an Add-On.*

**WORSHIP LEADER:** "Alright, everyone, let's get ready to worship! This is our chance to celebrate how good God is! He made each one of us, He loves us more than we can imagine, and He's always with us, no matter what we're going through.

"Remember, when we sing, we're not just saying words, we're thanking God for who He is and all the amazing things He's done. So come on, let's stand up, smile big, and sing out loud to show God how much we love Him!

*SONG: "Never Give Up" available on [Store.ThinkOrange.com](http://Store.ThinkOrange.com)*

"You guys sound amazing! Did you know God hears every word? He loves it when we take time to worship Him—not just with our voices, but with our lives. Let's keep worshipping together!

*SONG: "Can't Stop Won't Stop" available on [Store.ThinkOrange.com](http://Store.ThinkOrange.com)*

"Great job, everyone! I love worshipping God with you all! Here's what we can remember today: worship doesn't stop here. You can keep worshipping God all through this week by the way you live, the way you treat people, and the way you trust Him.

62 min

# Bible Story

*Note: We're so excited to be going through key stories of the Bible this year and learning more about its Author—God! It's God's Big Story! But to provide you with flexibility as you experience God's Big Story in your own unique setting, there's more than one way to use the following script!*

*If you want to follow "God's Big Story," read the following script straight through. Each week will build on the previous ones. But, if your church wants to teach a Large Group session without connecting it to what has come before, there are two sections in the script below that are optional—"God's Big Story Opener" and "God's Big Story Closer." (Or if you are joining us at some point throughout the year, you can opt out of the God's Big Story part and just join us as we journey through the rest of the story of Scripture!) We're going to go through the Bible as we teach throughout the year, but whether or not you share God's Big Story each week is up to you!*

*Whatever way you decide to use the following, know that we're praying diligently for you—we're asking God to help kids see and believe that He loves them, He invented them, and He wants to be their closest Friend. Forever. It's an honor to get to know God with you through the Bible this year!*

12 min

## StoryLab Bible Story | Video

### What You Need

No supplies needed

12 min

## So and So Show Bible Story | Video

### What You Need

No supplies needed

38 min

## Bible Story (Live)

### What You Need

Communicator	1
Host	1
Table	1
Bible	1

### What You Do:

- Download the slides and have them ready to use. If you do not have screen capabilities, you have Orange's permission to enlarge and print the slides on paper.
- Confirm that your church has appropriate licensing to perform or play music and sound effects in your kids' environments (see above under Opener).

*(Things to have ready: Make sure the table is set up at the front of the teaching area so the Communicator can place their Bible on it and read from it. Teaching slides 1-5.)*

### INTRODUCTION

**COMMUNICATOR:** "Alright! Hey, everyone! I want to start today by showing you something. Imagine this message pops up on your phone out of nowhere from a parent or grown-up. There's no explanation. Just this random message with no context.

*SLIDE: Teaching Slide 1 ("Hey, you should probably do that now.")*

"Um, what? Be honest, what's your first thought?"

"Raise your hand if your brain immediately goes, 'Do what?' Raise your hand if you'd scroll up to see if you missed a previous message. Raise your hand if you'd start mentally replaying everything you've done today and think, 'Did I miss something?'"

*(Pause while kids raise their hands.)*

"Okay, I'm going to need two volunteers for this next part. Raise your hand if you'd like to help me out!"

*(Choose two volunteers from the kids who have their hands raised and invite them to the front of the teaching area.)*

"Let me ask you two—what do you think this message means? Say someone sends this to you—what would you think about it?"

*(Let each kid give an answer.)*

"Yeah, exactly. That message could mean a hundred different things, and none of them are clear.

"I wouldn't think, 'Oh, cool, I know exactly what this means.' I'd think, 'I'm missing information.'"

"I'd reread it. Scroll up. Check my other messages. Because surely there's more context somewhere ... right? And if I couldn't find it, my brain would do what brains always do: start guessing. Filling in the blanks. Making assumptions. Not because I'm bad at reading. But because there isn't enough information. And that kind of thing happens to us all the time.

"Thank you, helpers! You guys can take a seat."

### TENSION

**COMMUNICATOR:** "Let me show you how this kind of thing usually plays out in real life.

*SLIDE: Teaching Slide 2 ("Hey, you should probably do that now." "Do what?")*

"So let's say we respond to the message saying, 'Do what?'" At this point, you're not panicking yet. You're just confused. You know you're missing something, but you don't know what. You're trying to remember every conversation you've had with this person, every assignment you've been given, everything you might've forgotten.

*SLIDE: Teaching Slide 3 ("Hey, you should probably do that now." "Do what?" "The assignment.")*

"Now your brain REALLY starts working, right? You think you might know what this is about, but you're still guessing. You start running through possibilities. Which assignment? For which class? Is it homework? A project? Something you forgot about? Something you already turned in but maybe did wrong?

"Now you're trying to figure out what this means fast. Because if you guess wrong, there are consequences. You could get in trouble. You could lose points. You could feel embarrassed for not knowing.

*SLIDE: Teaching Slide 4 ("Hey, you should probably do that now." "Do what?" "The assignment." "The assignment for science that's due today.")*

"Now it finally clicks. But imagine if that last message never came. You would've either guessed and hoped you were right, done nothing and hoped it wasn't important, or stressed about it all day because you didn't know what to do.

"Here's the thing: not knowing doesn't just feel confusing. It can actually feel risky. When you don't understand what's expected, you can end up doing the wrong thing, missing something important, or feeling stuck—like you don't even know where to start.

"And a lot of the time, when we don't know something, instead of asking questions, we just assume. We pretend we get it. Or we stay quiet and hope everything works out.

"That doesn't just happen with text messages and homework assignments, though. It can happen in our relationship with God too. Sometimes we hear something in the Bible and think we know what it means even when we don't. Sometimes we don't understand, but we're afraid to ask. Sometimes we assume instead of slowing down and seeking clarity.

"That exact feeling—having the words but not understanding the meaning—is right at the center of today's true story from the Bible.

"But before we get into our true story from the Bible, let me tell you something amazing that we've been doing all school year long! In fact, we'll be done with it in a couple of weeks!

"We've been going through the Bible cover to cover, reading the key stories!

"Why are we going through the Bible? Is it because we really want to learn more about the Bible? Well, not exactly. Part of the reason God gave us the Bible is so we can learn about Him. He could have kept who He is a secret from us, a big mystery of the universe. But He didn't! He wants us to know Him, so He gave us the Bible. So as we go through the Bible this year, we hope that we'll learn about Him!"

### **GOD'S BIG STORY OPENER (OPTIONAL)**

**COMMUNICATOR:** "We're going to go through God's Big Story in the Bible together so we can learn about God! (*Gesture to slide.*)

*SLIDE: God's Big Story*

"Let me catch you up on where we've been in God's Big Story so far!

*(If you have the Timeline Images up, feel free to point to them as you talk about them.)*

"You might remember that, in the beginning, God created everything. He made the world, the animals, people ... everything! God made the first people for the same reason He made all people—to be His close, close friends. But sadly, the first people God made chose to turn away from Him and sin. God wanted people to be close to Him, but they couldn't anymore. Pain, sickness, and death entered the world too.

"But God didn't want to leave things that way. So He put His rescue plan in motion right from the start!

"God was going to rescue everything through a family! God chose a man named Abraham and promised that his family would bless the whole world. Abraham had a great-grandson named Joseph, who became a leader in Egypt and saved his family—God's people. Over time, God's people grew but were enslaved by a new Pharaoh. 'Help us!' they cried out to God. God freed His people and brought them to the super-nice home He had designed for them, the Promised Land.

"After God's people were settled in the Promised Land, they disobeyed God—again and again and again. Even the kings God gave them rebelled! So, God split the nation in two—into the northern kingdom of Israel and the southern kingdom of Judah. Prophets spoke for God saying, 'Come back to Me!' But the northern kingdom of Israel was destroyed, and the southern kingdom of Judah was taken captive. Oh no! After years in exile, some of God's people returned to rebuild their homeland, while others stayed in foreign lands.

"During that sad time, God kept sending messages to His people about the Rescuer He had promised long ago. 'God's Rescuer is going to come like this!' the prophets said. But for years and years, nothing happened.

"And then it did! God sent Jesus, the Rescuer we needed, just like He promised! While Jesus was on Earth, He showed us who God is because He is God!

"Jesus lived a perfect life, and He gave that perfect life to pay the price for our sin. Because He never did anything wrong, Jesus was able to take on our sin. With His own life, He paid for all the wrong things anyone has ever done or ever will do. He broke the curse of sin we were under. He set us free. With the curse broken, with sin paid for, we could be close to God again! What God had been working on in His Big Story was finally coming true!

"And then Jesus did something else amazing. He rose back to life! Jesus beat death! Our Rescuer, who loves us, is alive and our friend forever and ever.

"But Jesus' friends were confused. Why did Jesus die? Why did He rise again? Jesus spent the next several days on Earth explaining what He had done and why.

"Jesus explained that He was going to leave, but He was going to be with His followers in a new way. He was going to be closer than close, like He always wanted to be! He wanted to be close friends like He was back in the Garden of Eden.

"Then, Jesus went back to heaven. But He sent the gift He had promised—the Holy Spirit! The Holy Spirit is God's very Spirit living in Jesus' followers. Now God lives inside of His people, He is closer than close. And with God's Spirit living in them, God's followers began to do amazing things!

"And that's where we are in God's Big Story!"

### TRUTH

**COMMUNICATOR:** "This week, we're continuing our journey through the Bible. At this point in the Bible, Jesus had risen from the dead, He returned to heaven, and He sent His Holy Spirit to live inside of His followers. His followers were learning how to live with His Spirit inside of them.

"Led by Jesus' Spirit inside of them, Jesus' followers began telling people about Him everywhere. The church was growing quickly, but it wasn't always safe. Some leaders were arrested, and one man named Stephen was killed because he was a Jesus-follower. Because of that, many Jesus-followers left Jerusalem and spread out to different places. One of those people was named Philip.

"Philip went to a place called Samaria, and things were going really well there. People were listening to him talk about Jesus. Lives were changing. From the outside, it looked like Philip was exactly where he needed to be. But then, God sent him a message through an angel. *(Open the Bible and read Acts 8:26 NIV.)*

*An angel of the Lord spoke to Philip. "Go south to the desert road," he said. "It's the road that goes down from Jerusalem to Gaza."*

"That's the entire message Philip got. No explanation or reason for going. Just a message telling him to go. Philip didn't know why God was sending him there, but he obeyed.

"As Philip walked down that desert road, the focus of the story shifts to another person. There was a man from Ethiopia traveling on the same road. He was an important official who worked for the queen. He had traveled all the way to Jerusalem to worship God, and now he was heading home in his chariot. As he rode, he was reading out loud from the book of Isaiah.

*SLIDE: Teaching Slide 5 (Acts 8:32-33 NIV)*

"The Ethiopian official was reading these words. He just didn't understand what they meant. He didn't know who Isaiah was talking about or why this passage mattered. He had Scripture right in front of him, but he was missing the meaning.

"The Holy Spirit told Philip to go over to the chariot, so Philip ran up beside it and asked a simple question. Let's see what he asked. *(Open the Bible and read Acts 8:30-31 NIV.)*

*So Philip ran up to the chariot. He heard the man reading Isaiah the prophet. "Do you understand what you're reading?" Philip asked.*

*"How can I?" he said. "I need someone to explain it to me." So he invited Philip to come up and sit with him.*

"That moment is the center of the story. The Ethiopian official didn't pretend. He didn't guess. He didn't assume. He was honest about what he didn't understand and invited Philip to help him understand. *(Open the Bible and read Acts 8:34-35 NIV.)*

*The official said to Philip, "Tell me, please. Who is the prophet talking about? Himself, or someone else?" Then Philip began with that same part of Scripture. He told him the good news about Jesus.*

"Philip explained that Isaiah wasn't talking about himself. He was pointing to Jesus! And he told the Ethiopian official the good news about who Jesus is and what He has done!

"As they continued traveling, they came to some water.

*(Open the Bible and read Acts 8:36-37 NIV.)*

*As they traveled along the road, they came to some water. The official said, "Look! Here is water! What can stop me from being baptized?"*

"Nothing could stop him! The Ethiopian official chose to follow Jesus and continued on his journey filled with joy. He asked questions, and he finally understood who Jesus was.

"Here's the truth in all of this: the Ethiopian official didn't quit when things were confusing. He didn't assume he already understood. He asked a question, and God met him with understanding at exactly the right time.

*AUDIO: Soft underscore begins*

### **APPLICATION**

**COMMUNICATOR:** "Most of us don't struggle with getting information, right? There are words and facts everywhere. There are reels with tons of information that we're constantly seeing on social media. But even though we have so many words and thoughts out there, do we understand? We hear things about God. We read Bible verses. We listen in church. But sometimes, it doesn't click, and when that happens, it can feel uncomfortable.

"And when something feels uncomfortable or too much, sometimes we assume we know what it means and move on. We pretend we understand so no one asks us about it. Or we quietly check out and decide it's too confusing to deal with, or we just get used to not knowing things. None of those are bad intentions, but they can actually keep us from growing.

"The Ethiopian official didn't do any of that, though. He had the words of Scripture right in front of him, but instead of guessing or pretending, he admitted he didn't understand. He asked a question. And because he stayed honest and curious, God met him with clarity at the right time.

"That matters because a lot of you probably have real questions about God right now. Questions about parts of the Bible that don't make sense yet. Questions about why God allows certain things. Questions about what it really means to follow Jesus. And this story reminds us that having questions doesn't mean you're doing anything wrong. It means you're paying attention.

"And I want you to know, God isn't offended by your questions. He isn't surprised by them. And He doesn't ask you to figure everything out before you follow Him. Sometimes following God looks like staying curious instead of giving up. Sometimes it looks like asking instead of assuming. Sometimes it looks like saying, 'I don't understand this yet, but I want to know God better.'

"So the invitation today isn't to have all the answers. I'm inviting you to keep reading, keep asking, keep learning, and trust that God meets people who stay honest and keep going.

### **GOD'S BIG STORY CLOSER (OPTIONAL)**

**COMMUNICATOR:** "Let's take a look at the progress we made in God's Big Story this week!

"This week, we're right up here on the path of God's Big Story after this picture of 'Pentecost!' Today's true story from the Bible shows us that even though Jesus went back to heaven, He was with His followers through the Holy Spirit, and through Him they could do amazing things! (*Gesture to timeline.*)

"This week, we looked at the story of a Jesus-follower named Philip. Philip had the Holy Spirit living in Him just like followers of Jesus do now! As we saw in today's story, the Holy Spirit told Philip, '*Go to that chariot. Stay near it*' (*Acts 8:29 NIV*). Philip listened to the Holy Spirit, and he ended up helping the man inside learn about Jesus and how Jesus loves Him. The same Holy Spirit lives in you. God goes through every bit of life with you, and He will nudge you through the Holy Spirit to go and do things that God would do! You can feel a nudge during your music class, 'Hey, your music teacher needs to hear that she is doing a great job. Can you smile at her and tell her that?' All throughout God's Big Story, God has wanted to be closer than close to people, and now since His Holy Spirit lives inside of you, you can go throughout your life, and He can guide you to do the things He would do. God is loving and joyful and honest and kind, and He will lead you to be that way too! God is super-close to His followers, just like He always wanted in His Big Story!

*SLIDE: Week 2 Timeline Image*

*(If you're making a timeline of printed images on your wall, take this moment to place today's Timeline Image on the clothesline.)*

"This week we read about Phillip listening to the Holy Spirit and helping the man from Ethiopia with his big questions about God!"

8 min

## Closing

5 min

### WHAT'S OUR PART IN THE STORY?

#### What You Need

No supplies needed

**COMMUNICATOR:** "So as we wrap up today, here's what I want you to remember: following God doesn't always mean you understand everything right away. Sometimes you only see part of the path in front of you. Sometimes you have questions you don't get answers to right away. But this story reminds us that God is still at work, even when the full picture isn't clear. Just like Philip kept going and the Ethiopian official kept seeking, you can keep following God, even while you're still figuring things out.

"Let's check out our Bottom Line again.

*SLIDE: Bottom Line*

**[Bottom Line]** "Keep following God, even when you have questions. Say that with me!"

**COMMUNICATOR AND KIDS:** **[Bottom Line]** "Keep following God, even when you have questions."

3 min

**PRAYER****What You Need**

No supplies needed

**COMMUNICATOR:** "Before we head to small groups, I want to leave you with one last question to think about.

*SLIDE: Conversation Starter*

**[Conversation Starter] "What questions do you have about God?"**

"Today, we talked about two people who were both missing context. Philip didn't know why God sent him to the desert road, and the Ethiopian official didn't understand the Scripture he was reading. But God was already working in both of their stories. At the right moment, God brought them together, and what didn't make sense before suddenly became clear.

"A lot of the time, our lives feel like that too. We only see what's right in front of us—the questions, the confusion, the parts that don't quite add up yet. But this story reminds us that God sees the whole picture. He knows where the road leads, even when we don't. And He's patient with us while we keep learning, growing, and following.

"So as you head to small groups, think honestly about the questions you're carrying right now. Not the easy ones, the real ones. Share them. Talk about what it looks like to keep following God, even when answers don't come right away.

**COMMUNICATOR:** "Let's pray together, friends.

"God, thank You that You're patient with us. Thank You that You don't ask us to have everything figured out before we follow You. You know the questions we carry, the things that confuse us, and the moments when the path ahead isn't clear. Help us trust You when we only see part of the picture. Give us the courage to keep taking the next step, even when we don't understand everything yet. Remind us this week that You're with us on the journey, You're at work, even when we can't see it, and we don't walk alone. We love You, and we choose to keep following You. In Jesus' name we pray. Amen."

*AUDIO: Play calm music as the kids exit.*

*SLIDE: Theme*

*Optional Video: Theme Loop*

# Getting Ready | Preteen Large Group

## GETTING READY

Here's everything you need to know to get ready for this week.

### APlay

Get the most out of your curriculum with **APlay!** [JoinAPlay.com](https://www.joinaplay.com) is an all-in-one media organization and presentation tool. Experience all of your Orange Curriculum media assets, now pre-built and fully customizable. No more sorting through multiple download folders.

**APlay** is free with your curriculum subscription and packed with features to help your weekly experience run smoother. **APlay** gives you more time to focus on what truly matters—more ministry, less media management with Apple TV-based media solutions.

**Story: Communicating God's Truth in Engaging Ways (25 minutes)**

**Worship: Inviting People to Respond to God (10 minutes)**

### 1. Opener

#### What You Need:

- Host
- 20 sticks or long paper tubes
- 6 pieces of orange tissue paper
- 6 pieces of red tissue paper
- 2 leaders to count sticks and oversee the game
- 6 kid volunteers for each round you do (Ask for new volunteers at the start of each round!)

#### Music and Sound Effects:

- Upbeat music to use as kids enter the room
- Upbeat music to use for the game

#### Large Group Visuals:

- Theme Slide
- "Campfire Collect! Title" Slide
- Bottom Line Slide

#### Optional Videos:

- Theme Loop
- Theme Intro
- Countdown

#### What You Do:

- Download the slides or optional videos and have them ready to use. If you do not have screen capabilities, you have Orange's permission to enlarge and print the slides on paper.
- Refer to week 1 to confirm that your church has appropriate licensing to perform or play music and sound effects in your kids' environments.
- Scatter the 20 sticks or paper tubes around the game area.
- Have six pieces of uncrumpled tissue paper—three red and three orange pieces—in the fire-making area for each team.
- Prep two leaders ahead of time to count sticks and make sure the "campfire" is assembled correctly with crumpled tissue paper during the game.

### 2. Worship and Memory Verse

**What You Need:**

- Worship Leader(s)

**Music and Sound Effects:**

- "Move" - available on APlay with Amazing Music
- "Not Forgotten" - available on APlay with Amazing Music
- "Never Give Up" - available on Store.ThinkOrange.com
- "Can't Stop Won't Stop" - available on Store.ThinkOrange.com

**Large Group Visuals:**

- Theme Slide
- Memory Verse Slide

**Optional Videos for Orange Kids Music**

- "Never Give Up" Dance Moves Video or Live Lyrics Video (available through Store.ThinkOrange.com)
- "Can't Stop, Won't Stop" Dance Moves Video or Live Lyrics Video (available through Store.ThinkOrange.com)

**What You Do:**

- If you are utilizing the suggested songs from **Amazing Music-**, search for your desired video resource for each song under the Worship section on APlay and add to your service!
- You can access Amazing Music's Dance Motion, Lyric, and Instrumental Videos in APlay under the Worship section.
- Amazing Music Song Trainings are available in Amazing Leaders and FREE on YouTube. <https://www.youtube.com/@AmazingKidsMusic>
- If you are utilizing the **Orange Kids Music** suggestions, simply purchase and download from Store.ThinkOrange.com! You can upload these into APlay for easy use with your 252 curriculum.
- Dance Motion Videos and Lyrics Videos are available for Orange Kids Music songs. For more information, visit Store.ThinkOrange.com.
- *Make sure your church has obtained licensing rights to play or perform music. You can obtain a license to perform worship music from Christian Copyright Licensing International ([www.ccli.com](http://www.ccli.com)). It covers over 200,000 worship songs for congregational singing. You are responsible for including the copyright information on all songs reproduced under the Church Copyright License (including song lyrics projected onscreen). This includes the song title, writer credit(s), copyright notice, and your church's CCLI license number. You can include this information on one of the lyric slides, or you can create a separate slide detailing this information, but the copyright information must appear at least once for each song you play or perform. For example:*

*"Hallelujah" words and music by John Doe*

©2000 Good Music Co.

CCLI License # 0000

**3. Bible Story****What You Need:**

- Communicator
- Bible
- Table

**Music and Sound Effects:**

- Soft underscore
- Calm music to use as kids exit the room

**Large Group Visuals:**

- Theme Background Slide
- Theme Slide
- Teaching Slides 1-5
- Bottom Line Slide
- Conversation Starter Slide

**Optional for God's Big Story:**

- Clothesline and clothespins for the timeline in your room
- God's Big Story Slide
- Week 2 Timeline Image Slide
- We recommend that you create a timeline in your Large Group room that you can add to throughout this curriculum year as we travel through the Bible. This can be a simple clothesline or a section of the wall where you can hang the printed Timeline Images in order, week by week. We'll provide a Timeline Image for each week of the curriculum. There are two versions of each Timeline Image—a slide and a print version. A digital [God's Big Story poster](#) is available as well in the Orange Store.

**Optional Video: (available in APlay)**

Our Large Group scripts are interchangeable with these videos so you can plug and play the way you need to each week.

**For 252 Kids (Kindergarten through 3rd grade):**

- StoryLab: Invite elementary kids to engage with inquisitive young hosts as they explore core biblical truths and stories in a STEAM-inspired setting.

**For 252 Preteen (4th and 5th grade):**

- The So & So Show: Guide preteens to explore questions of faith through a YouTube-style show full of humor and lots of zany fun.

**Additional environment enhancements including:**

- Motion graphics, including loops
- Countdown video

**What You Do:**

- Download the slides and have them ready to use. If you do not have screen capabilities, you have Orange's permission to enlarge and print the slides on paper.
- Confirm that your church has appropriate licensing to perform or play music and sound effects in your kids' environments (see above under Opener).

# Supplies

Large Group Game   Campfire Collect!		Quantity
1.	Host	1
2.	sticks or long paper tubes	20
3.	pieces of orange tissue paper	6
4.	pieces of red tissue paper	6
5.	Leaders to count sticks and oversee the game	6
6.	Kid volunteers for each round you do (Ask for new volunteers at the start of each round!)	6

Bible Story (Live)		Quantity
1.	Communicator	1
2.	Host	1
3.	Table	1
4.	Bible	1

**WEEK**

**THREE**

# Preteen | W3

## Today's Suggested Schedule—May 2026, Week 3

**Bible Story:** Paul Becomes a Believer | Ananias Helps Paul • Acts 9:1-31

**Bottom Line:** God can help you see things in a new way.

**Conversation Starter:** When have you discovered something new about God?

**Monthly Memory Verse:** *Let us not become tired of doing good. At the right time we will gather a crop if we don't give up.* • Galatians 6:9 NIRV

Loud sounds, bright lights, and large groups can be overwhelming or overstimulating for some children. To create a more inclusive large group experience, consider offering adaptive tools like noise-canceling headphones, sunglasses, sensory-friendly items, or access to modified spaces.

### Prelude: Setting the Tone for the Experience

See the **Getting Ready** pages at the end of this document for a detailed description of what you'll need for today.

In the **Prelude** folder of your curriculum, you'll find a variety of other resources to help you prepare.

### Small Group (15 minutes)

#### Social: Providing Time for Fun Interaction

Opening Activity

### Large Group (35 minutes)

#### Story: Communicating God's Truth in Engaging Ways

#### Worship: Inviting People to Respond to God

Opener

Worship

Bible Story (sections about God's Big Story are included as optional)

Prayer

### Small Group (25 minutes)

#### Groups: Creating a Safe Place to Connect

Application Activity: Take a Snapshot

Bible Story Review: Bible Story Extension and Discussion Questions

Memory Verse Activity: Verses to Take with You

Prayer Activity: Make It Personal with Prayer

### Home: Prompting Action Beyond the Experience

Parent Cue Card (Print or Email)

Devotionals for Kids

Parent Cue App



### Bible Story

Paul Becomes a Believer | Ananias Helps Paul • Acts 9:1-31

### Conversation Starter

When have you discovered something new about God?

### Bottom Line

God can help you see things in a new way.

### Monthly Memory Verse

*Let us not become tired of doing good. At the right time we will gather a crop if we don't give up.* • Galatians 6:9 NIRV

15 min

# Large Group Opener

5 min

## Opener

### What You Need

No supplies needed

10 min

## Large Group Game | Flashlight Fix!

### What You Need

👤	Host	1
👤	flashlights	2
👤	kid volunteers	6

### OPENER

**HOST:** "Hey, everyone! Welcome in! I'm really glad you're here today. This room is better with you in it!"

"This month, our theme is called 'TREK.' The full name is 'TREK: Don't Stop, Don't Give Up—God's with You!' And this whole series is about not giving up. About what it looks like to keep moving forward, even when things are hard, confusing, or don't make sense yet. Because on a trek, quitting is usually the easiest option, but it's not the one that gets you where you want to go."

### What You Do:

- Download the slides or optional videos and have them ready to use. If you do not have screen capabilities, you have Orange's permission to enlarge and print the slides on paper.
- Refer to week 1 to confirm that your church has appropriate licensing to perform or play music and sound effects in your kids' environments.
- Take off the top parts of the flashlights, and take out the batteries. Scatter the pieces on the floor in the game area.

"Before we jump into today's Bible Story, we're going to start with a game. And this one is all about not quitting when you don't have everything you need right away. It's called 'Flashlight Fix!'"

*SLIDE: Flashlight Fix! Title*

*AUDIO: Upbeat music*

"Alright, here's how this works. We're going to have two teams of three. Each team is trying to build one working flashlight."

"There's just one problem: your flashlight is in pieces. The top, the bottom, the batteries—all of it is spread out around the room. And somewhere in here are the parts your team needs."

"Your job is to search the room and find the pieces that belong to your flashlight. You'll need all of them for the flashlight to actually work."

"Once you think you've got everything, put the pieces together and try to turn the flashlight on. The first team to shine their flashlight wins!"

"Now, everyone in the crowd, your job is to cheer for both teams. If you see any of the pieces, you can't tell the teams where the pieces are; they have to find them for themselves. Sound good?"

"Okay, let's pick our volunteers! Raise your hand if you'd like to play the game!

*(Choose six volunteers from the kids who have their hands raised and invite them to the game area. Split them into two teams of three.)*

"Okay, teams! Are you ready? Audience, are you ready to cheer them on? Teams, when I say, 'GO,' you can start looking for the pieces of your flashlight! Ready?

"3 ... 2 ... 1 ... GO!

*(Play the game. Encourage both teams and involve the audience.)*

"Nice job working together! If your flashlight isn't working yet, that means you're still missing something! Don't give up!

*(Once one of the teams successfully assembles and turns on their flashlight ... )*

"Oh, we've got some light! Nice job! Everybody give it up for our winning team!

*(Continue with more rounds as time allows. Ask for six new volunteers at the start of each round. Make sure to disassemble the two flashlights and scatter the pieces around the floor of the game area at the start of each round.)*

"Here's what I want you to notice about that game. Having part of the flashlight wasn't enough. You could have some of the pieces and still feel stuck. The only way it worked was by continuing to look, continuing to try, and not giving up when the flashlight didn't come together right away.

"And that's a lot like real life. Sometimes you don't have the full picture yet. Sometimes things don't make sense. And in those moments, it's tempting to quit, assume it's not worth it, or decide you already know how the story ends.

"But today's Bible Story shows us that when you don't give up, God can help you see things differently, and that new perspective can change everything. In fact, that's our Bottom Line for today! Let's see what it says.

*SLIDE: Bottom Line*

**HOST: [Bottom Line] "God can help you see things in a new way. Say that with me, everyone!"**

**HOST AND KIDS: [Bottom Line] "God can help you see things in a new way."**

**HOST: "Awesome! Great job today, friends!"**

11 min

# Worship Option 1 | Amazing Music

3 min

## Move | Worship Song

### What You Need

No supplies needed

3 min

## Do It Again | Worship Song

### What You Need

No supplies needed

*Note: We've suggested worship songs below from Amazing Music and Orange Kids Music. We've created these worship resources to be developmentally appropriate for elementary and preteen kids by incorporating simple, direct language, fun dance movements, and upbeat, current arrangements.*

*We've chosen specific songs that amplify our teaching content for this month. We recommend that you use these songs as scripted below, or combined with other popular worship songs that your kids know and love. Orange Kids Music can be purchased at [store.thinkorange.com](http://store.thinkorange.com). Amazing Music is available on APlay with Amazing+, or as an Add-On.*

*(Worship Leaders enter as Host exits.)*

**WORSHIP LEADER:** "Hey, everyone! I'm really glad we get to worship together today. Worship is one of the ways we pause and remind ourselves of what's true: God is present, He's paying attention, and He's still at work, even when life feels confusing or tiring.

"This first song is an invitation. It's us opening our hearts and saying, 'God, we're here, and we want You to move in our lives.' So as we sing, don't just sing along; let this be a moment when you actually focus on God. Let's stand up and worship together.

*SONG: "Move" Dance Motion, Lyric or Instrumental Lyric Videos are available with Amazing Music on APlay*

"That song is a reminder that God is powerful and active, even when we don't see immediate changes. Singing those words is a way of choosing to trust God instead of giving up—especially when things don't make sense yet.

"Wow! You all sang that like you meant it! Now, let's sing another song that helps us remember something so important that Jesus gives us—freedom! When we follow Him, we don't have to worry or try to be the best. Jesus already loves us completely! Let's sing this one loud!

"Our next song is 'Do It Again.' This song is about remembering what God has already done and choosing to believe He can do it again. When you feel tired, stuck, or unsure, remembering God's faithfulness in the past can give you strength to keep going. So as we sing this next song, think about a situation in your life where you need to trust God again—where you need His help, His strength, or His perspective.

*SONG: "Do It Again" Dance Motion, Lyric or Instrumental Lyric Videos are available with Amazing Music on APlay*

"You guys sounded great! And remember, worship isn't just something we do on Sundays. Worship is also choosing to trust God during the

5 min

## Memory Verse

### What You Need

No supplies needed

week, at school, at home, and with friends—especially when it would be easier to quit.”

“Now let’s take a look at our Memory Verse for this month! It’s found in Galatians 6:9. I’ll read it first, and then I’ll lead you through it!

*SLIDE: Memory Verse*

**WORSHIP LEADER:** *“Let us not become tired of doing good. At the right time we will gather a crop if we don’t give up. —Galatians 6:9 NIRV”*

“Now, let me guide you through it! Let’s say it nice and loud!”

**WORSHIP LEADER:** *“Let us not”*

**KIDS AND WORSHIP LEADER:** *“Let us not”*

**WORSHIP LEADER:** *“become tired of doing good.”*

**KIDS AND WORSHIP LEADER:** *“become tired of doing good.”*

**WORSHIP LEADER:** *“At the right time”*

**KIDS AND WORSHIP LEADER:** *“At the right time”*

**WORSHIP LEADER:** *“we will gather a crop”*

**KIDS AND WORSHIP LEADER:** *“we will gather a crop”*

**WORSHIP LEADER:** *“if we don’t give up.”*

**KIDS AND WORSHIP LEADER:** *“if we don’t give up.”*

**WORSHIP LEADER:** *“Galatians 6:9!”*

**KIDS AND WORSHIP LEADER:** *“Galatians 6:9!”*

**WORSHIP LEADER:** *“Awesome! Crops are good things! They are food that grows as a result of doing all of the hard work of planting and growing. So this verse says that if we do good, if we don’t give up doing good, God promises that we will gather something good!”*

10 min

# Worship Option 2 | Orange Kids Music

5 min

## Never Give Up | Orange Kids Music

### What You Need

No supplies needed

5 min

## Can't Stop Won't Stop | Worship song

### What You Need

No supplies needed

*Note: We've suggested worship songs below from Amazing Music and Orange Kids Music. We've created these worship resources to be developmentally appropriate for elementary and preteen kids by incorporating simple, direct language, fun dance movements, and upbeat, current arrangements.*

*We've chosen specific songs that amplify our teaching content for this month. We recommend that you use these songs as scripted below, or combined with other popular worship songs that your kids know and love. Orange Kids Music can be purchased at [store.thinkorange.com](http://store.thinkorange.com). Amazing Music is available on APlay with Amazing+, or as an Add-On.*

**WORSHIP LEADER:** "Alright, everyone, let's get ready to worship! This is our chance to celebrate how good God is! He made each one of us, He loves us more than we can imagine, and He's always with us, no matter what we're going through.

"Remember, when we sing, we're not just saying words, we're thanking God for who He is and all the amazing things He's done. So come on, let's stand up, smile big, and sing out loud to show God how much we love Him!

*SONG: "Never Give Up" available on [Store.ThinkOrange.com](http://Store.ThinkOrange.com)*

"You guys sound amazing! Did you know God hears every word? He loves it when we take time to worship Him—not just with our voices, but with our lives. Let's keep worshipping together!

*SONG: "Can't Stop Won't Stop" available on [Store.ThinkOrange.com](http://Store.ThinkOrange.com)*

"Great job, everyone! I love worshipping God with you all! Here's what we can remember today: worship doesn't stop here. You can keep worshipping God all through this week by the way you live, the way you treat people, and the way you trust Him.

62 min

# Bible Story

*Note: We're so excited to be going through key stories of the Bible this year and learning more about its Author—God! It's God's Big Story! But to provide you with flexibility as you experience God's Big Story in your own unique setting, there's more than one way to use the following script!*

*If you want to follow "God's Big Story," read the following script straight through. Each week will build on the previous ones. But, if your church wants to teach a Large Group session without connecting it to what has come before, there are two sections in the script below that are optional—"God's Big Story Opener" and "God's Big Story Closer." (Or if you are joining us at some point throughout the year, you can opt out of the God's Big Story part and just join us as we journey through the rest of the story of Scripture!) We're going to go through the Bible as we teach throughout the year, but whether or not you share God's Big Story each week is up to you!*

*Whatever way you decide to use the following, know that we're praying diligently for you—we're asking God to help kids see and believe that He loves them, He invented them, and He wants to be their closest Friend. Forever. It's an honor to get to know God with you through the Bible this year!*

12 min

## StoryLab Bible Story | Video

### What You Need

No supplies needed

12 min

## So and So Show Bible Story | Video

### What You Need

No supplies needed

38 min

## Bible Story (Live)

### What You Need

Communicator	1
Host	1
Table	1

### What You Do:

- Download the slides and have them ready to use. If you do not have screen capabilities, you have Orange's permission to enlarge and print the slides on paper.
- Confirm that your church has appropriate licensing to perform or play music and sound effects in your kids' environments (see above under Opener).
- Pre-determine a leader to help the Communicator with the skit during the teaching.

### INTRODUCTION

*(Things to have ready: Set up the table at the front of the teaching area so the Communicator can place their Bible on it and read from it. Teaching slides. Pre-determined leader to help the Communicator with the skit.)*

**COMMUNICATOR:** "Let me start by explaining something we're going to talk about today. Have any of you guys ever heard of a blind spot? A blind spot is something real that you can't see, even when you're paying attention.

"There are a lot of examples, and I'm going to show you a couple of them.

*SLIDE: Teaching 1 (Blindspot in a car)*

"When someone is driving a car, they have mirrors to help them see what's around them. But even with mirrors, there are still places the driver can't see unless they turn their head. That's called a blind spot.

"A blind spot doesn't mean the driver is bad at driving or that they aren't trying. A blind spot is there because no one can see everything from one position.

"That's why drivers are taught to check their blind spots before changing lanes. There could be a car right next to them—close enough to cause a crash—and they wouldn't know it unless they looked in a different direction.

"And here's why that matters for us: blind spots aren't just something that happen on the road. They happen in life too.

"There are times when something is real and important, but we don't see it yet. Not because we're ignoring it, but because we don't have the full perspective."

### TENSION

**COMMUNICATOR:** "Here's another question. Does anybody like horses in here? Horses actually have a blind spot!

*SLIDE: Teaching 2 (Blind spot for a horse)*

"They have one directly in front of their nose that's below eye level. They have wide-set eyes, so they use their whiskers and nose to 'feel' what's in the blind spot, like the grass they eat.

"That means a horse could miss something directly in front of them!

"That's how blind spots work in real life too. Sometimes we can be living life and miss what's actually going on, or we misunderstand something and have no idea. Most of the time, blind spots don't show up as confusion. When you're in one, you don't think, 'I might be wrong.' You think, 'I've got this.' You think you understand what's going on. You think you're doing the right thing.

"That's why blind spots can be dangerous. You can believe you're helping someone, but you might be making things harder for them. You can believe you're standing up for what's right, but you might end up hurting someone in the process. You can believe you're protecting something important without realizing you're standing in the way of what God is doing.

"And the hardest part is that blind spots don't usually come with warning signs. No alarms go off. No one taps you on the shoulder. Most of the time, you don't realize you were in a blind spot until something interrupts you or someone points it out.

"Sometimes that interruption feels uncomfortable. Sometimes it feels embarrassing. Sometimes it completely changes how you see things.

"And that's exactly where today's true story from the Bible begins. It's about a man who had a huge blind spot.

"But before we get into our true story from the Bible, let me tell you about something amazing we've been doing all year! And, actually, our journey will be over in a couple of weeks from now at the end of this month!

"We've been going through the Bible cover to cover, reading the key stories!

"Why are we going through the Bible? Is it because we really want to learn more about the Bible? Well, not exactly. Part of the reason God gave us the Bible is so we can learn about Him. He could have kept who He is a secret from us, a big mystery of the universe. But He didn't! He wants us to know Him, so He gave us the Bible. So as we go through the Bible this year, we hope that we'll learn about Him!"

### **GOD'S BIG STORY OPENER (OPTIONAL)**

**COMMUNICATOR:** "We're going to go through God's Big Story so we can learn about God!"

*SLIDE: God's Big Story*

"So let me catch you up on where we've been in God's Big Story so far! (*Gesture to slide.*)

(*If you have the Timeline Images up, feel free to point to them as you talk about them.*)

"You might remember that, in the beginning, God created everything. He made the world, the animals, people ... everything! God made the first people for the same reason He made all people—to be His close, close friends. But sadly, the first people God made chose to turn away from Him and sin. God wanted people to be close to Him, but they couldn't anymore. Pain, sickness, and death entered the world too.

"But God didn't want to leave things that way. So He put His rescue plan in motion right from the start!

"God was going to rescue everything through a family! God chose a man named Abraham and promised that his family would bless the whole world. Abraham had a great-grandson named Joseph, who became a leader in Egypt and saved his family—God's people. Over time, God's people grew but were enslaved by a new Pharaoh. 'Help us!' they cried out to God. God freed His people and brought them to the super-nice home He had designed for them, the Promised Land.

"After God's people were settled in the Promised Land, they disobeyed God—again and again and again. Even the kings God gave them rebelled! So, God split the nation in two—into the northern kingdom of Israel and the southern kingdom of Judah. Prophets spoke for God saying, 'Come back to Me!' But the northern kingdom of Israel was destroyed, and the southern kingdom of Judah was taken captive. Oh no! After years in exile, some of God's people returned to rebuild their homeland, while others stayed in foreign lands.

"During that sad time, God kept sending messages to His people about the Rescuer He had promised long ago. 'God's Rescuer is going to come like this!' the prophets said. But for years and years, nothing happened.

"And then it did! God sent Jesus, the Rescuer we needed, just like He promised! While Jesus was on Earth, He showed us who God is because He is God!

"Jesus lived a perfect life, and He gave that perfect life to pay the price for our sin. Because He never did anything wrong, Jesus was able to take on our sin. With His own life, He paid for all the wrong things anyone has ever done or ever will do. He broke the curse of sin we were under. He set us free. With the curse broken, with sin paid for, we could be close to God again! What God had been working on in His Big Story was finally coming true!

"And then Jesus did something else amazing. He rose back to life! Jesus beat death! Our Rescuer, who loves us, is alive and our friend forever and ever.

"But Jesus' friends were confused. Why did Jesus die? Why did He rise again? Jesus spent the next several days on Earth explaining what He had done and why.

"Jesus explained that He was going to leave, but He was going to be with His followers in a new way. He was going to be closer than close, like He always wanted to be! He wanted to be close friends like He was back in the Garden of Eden.

"Then, Jesus went back to heaven. But He sent the gift He had promised—the Holy Spirit! The Holy Spirit is God's very Spirit living in Jesus' followers. Now God lives inside of His people; He is closer than close. And with God's Spirit living in them, God's followers began to do amazing things!

"Jesus' followers, with the guidance and strength of the Holy Spirit, started to tell people about God and His great love! More and more people were becoming followers of Jesus and starting their forever-long friendship with Him! But there was one very dangerous man who wanted to put a stop to its spread. This man didn't love Jesus, and he didn't want anyone else to either.

"And that's where we are in God's Big Story!"

## TRUTH

**COMMUNICATOR:** "We're continuing our journey through the Bible! We're at the part where Jesus had gone back to heaven, but His

followers, with His Holy Spirit inside of them, were telling people everywhere about God and His great love! But there was a very dangerous man who did some awful things to stop this message of Jesus from spreading.

"This man is very well known in the New Testament. His name was Saul—you might be more familiar with the other name he went by, Paul—and he was deeply religious. He studied God's law and believed following it mattered more than anything else in his life. Saul didn't see himself as someone doing harm. He believed he was being faithful. He believed he was honoring God.

"And Saul believed that the followers of Jesus were a problem.

"They were teaching that Jesus was alive again. They were saying Jesus was the Son of God and the Messiah God had promised. To Saul, those claims weren't just incorrect. They felt dangerous. Saul believed the followers of Jesus would pull people away from God. So Saul decided it was his responsibility to stop them in some very harsh and harmful ways.

"When a Jesus-follower named Stephen was killed because of his faith, Saul approved of what happened. In Saul's mind, he wasn't attacking God. He believed he was protecting God's truth. That's what makes Saul's story so important. Saul was convinced he was doing the right thing, and he believed everyone else should follow what he was doing. *(Open the Bible and read Acts 9:1-2 NIV.)*

*Meanwhile, Saul continued to oppose the Lord's followers. He said they would be put to death. He went to the high priest. He asked the priest for letters to the synagogues in Damascus. He wanted to find men and women who belonged to the Way of Jesus. The letters would allow him to take them as prisoners to Jerusalem.*

"Saul even asked for permission from the high priest to travel to another city and arrest anyone who followed Jesus. He believed stopping them was the right thing to do. But Saul didn't realize something important. He thought he was opposing people. He thought he was opposing an idea. He thought he was opposing a movement. He didn't realize he was opposing Jesus, who is God.

*(Behind the Communicator, a leader quietly walks into the teaching area and starts doing something noticeable and funny. They could do a funny dance, hold up some goofy props, start stretching, pretend to take selfies, etc. Anything that draws attention to them and gets the audience laughing and reacting. The Communicator pretends not to know the leader is behind them.)*

"Here's the thing about blind spots. When you're in one, you don't realize it. You think you're seeing clearly. You think you know exactly what's going on.

*(Crowd reaction should grow as the Communicator continues talking.)*

"Okay ... why are all of you doing that?

*(Communicator turns around.)*

"What? What are you doing back there, [leader's name]? What's going on? How long have you been behind me?

*(The leader freezes for a moment, then casually exits the teaching area.)*

"That was happening the whole time, wasn't it? You know, the leader wasn't hidden. I just didn't see them because I wasn't facing them. That's another example of a blind spot.

"It can be so easy to get consumed with something that you don't realize what's actually going on. Now, the leader acting silly behind me is a small

example of a blind spot. But for Saul ... his blind spot was a big deal. He was attacking people who followed Jesus!

"As Saul was traveling to the city of Damascus to go after more Jesus-followers, something unexpected happened. A bright light from heaven suddenly flashed around him. Saul fell to the ground, and he heard a voice speaking to him. It said:

*(Open the Bible and read Acts 9:4b-5 NIV.)*

*"Saul! Saul! Why are you opposing me?"*

*"Who are you, Lord?" Saul asked.*

*"I am Jesus," he replied. "I am the one you are opposing."*

"Those words stopped Saul completely. Jesus was speaking directly to him, and this was a huge moment. Saul learned something important right then. Jesus didn't say Saul was opposing His followers. Jesus said Saul was opposing HIM! That showed Saul that Jesus was deeply connected to the people who followed Him. What Saul thought was an attack on an idea was actually an attack on God, on Jesus, the Messiah. *(Open the Bible and read Acts 9:7-9 NIV.)*

*The men traveling with Saul stood there. They weren't able to speak. They had heard the sound. But they didn't see anyone. Saul got up from the ground. He opened his eyes, but he couldn't see. So they led him by the hand into Damascus. For three days he was blind. He didn't eat or drink anything.*

"When Saul stood up and opened his eyes, he couldn't see anything. The man who thought he saw clearly was suddenly blind. The people traveling with him had to lead him into the city. For three days, Saul couldn't see. He didn't eat or drink. He waited in darkness, unsure of what would happen next.

"During that time, Saul wasn't in control anymore. He couldn't move forward on his own. He couldn't keep doing what he had always done.

"While Saul was waiting, God was already working in another place. God spoke to a Jesus-follower named Ananias and told him to go find Saul. Ananias was afraid. He knew Saul's reputation. He knew what Saul had done to people who followed Jesus. Ananias didn't feel ready or brave, but God had a plan.

*(Open the Bible and read Acts 9:15a NIV.)*

*But the Lord said to Ananias, "Go! I have chosen this man to work for me."*

"Ananias trusted God and went to Saul. He placed his hands on him and spoke to him.

*(Open the Bible and read Acts 9:17b NIV.)*

*"Brother Saul," he said, "you saw the Lord Jesus. He appeared to you on the road as you were coming here. He has sent me so that you will be able to see again. You will be filled with the Holy Spirit."*

"Immediately, something like scales fell from Saul's eyes, and he could see again. But Saul didn't just see the room around him. He saw Jesus differently. He saw himself differently. He saw his purpose differently.

"Saul's life began moving in a completely new direction. Instead of trying to stop people from following Jesus, Saul began telling others who Jesus is. Saul didn't change because he tried harder. He didn't change because someone argued with him. Saul changed because Jesus helped him see in a new way.

"Saul, who you might also know as Paul, became one of the most important people in the history of Christianity! He went on to tell many, many people about Jesus and His great love! Churches were planted, and so many of the letters we read in the New Testament were written by Paul. Aren't you thankful Paul encountered Jesus? It's amazing!"

**APPLICATION**

**COMMUNICATOR:** "So what does this story mean for us?"

"Before Saul met Jesus, he was sure he was right. He believed he was doing what God wanted. He didn't feel confused or lost. He felt confident. And that's important because Saul's problem wasn't that he didn't care about God. His problem was that he didn't see the full truth yet. And that can be true for us too.

"Sometimes we think we understand God, but we're missing something. We might believe God cares more about rules than about having a relationship with us. We might think God only loves us when we get things right. Or we might assume God is far away when life feels hard. Just like Saul, we can have strong opinions about God without seeing Him clearly.

"Saul also had to face something uncomfortable. When Jesus interrupted him, Saul lost his sight. He had to stop moving forward. He had to wait. For three days, Saul sat in darkness, not knowing what would happen next. That waiting mattered.

"Sometimes God uses moments like that in our lives. Moments when plans change. When things slow down. When we don't have answers right away. Those moments can feel frustrating or scary, but God can use them to help us see things differently.

"And Saul didn't figure everything out on his own. God sent Ananias. Ananias was afraid. He knew Saul's past. He knew what Saul had done. But God used Ananias to help Saul see again. That tells us something important: God often uses other people to help us see what we're missing.

"That might look like a leader who tells you the truth even when it's hard to hear. It might look like a parent who asks questions that make you think. It might look like a friend who points out something you didn't notice about yourself.

"Finally, when Saul could see again, his life changed direction. He didn't just feel different. He didn't just think differently. He went a different way. Instead of arresting people who followed Jesus, Saul started telling people who Jesus is.

"That reminds us that seeing Jesus clearly changes how we live. This isn't about having everything figured out right now. Paul didn't. It's about being open to letting God show you the truth, even if it means realizing you were wrong about something before.

"God can help you see things in a new way, just like He did for Paul."

**GOD'S BIG STORY CLOSER (OPTIONAL)**

**COMMUNICATOR:** "Let's take a look at the progress we made in God's Big Story this week!"

"This week, we're right up here on the path of God's Big Story in this picture of Paul. We're not sure if Paul rode a horse, but Jesus did speak to him through a blinding light! (*Gesture to timeline.*)

"This week, we learned that Jesus Himself appeared to Paul. Why? Because God wanted more and more people to hear about His great love, and He knew that Paul was a key to that. After Jesus interrupted Paul's journey, Paul turned his life around and went throughout the known world saying, 'Jesus loves you. Follow Him!' So much of what we know about God came from the writings of Paul. So many books of our New Testament were written by Paul—Romans, 1 and 2 Corinthians, Galatians, Ephesians, Philippians, Colossians, 1 and 2 Thessalonians, 1 and 2 Timothy, Titus, and Philemon, were all written by Paul. And,

chances are, you and I know about Jesus because someone heard Paul's message about Jesus and told it to someone else, who told it to someone else, and down and down and down until the good news that Jesus loves us and wants to be our forever friend came to us! God wants you to know that He loves you, so He appeared in a blinding light on a road to a man who would spend his life—his voice and his pen—telling everyone about God's great love!

*SLIDE: Week 3 Timeline Image*

*(If you're making a timeline of printed images on your wall, take this moment to place today's Timeline Image on the clothesline.)*

"This week, we read about how Jesus interrupted Paul's life to help Paul see Him!"

8 min

## Closing

5 min

### LANDING

#### What You Need

No supplies needed

**COMMUNICATOR:** "Paul's story reminds us that following God doesn't begin with having everything figured out. Paul thought he saw clearly. He believed he was doing the right thing. But God loved him enough to stop him, challenge him, and give him a new way of seeing. And God still does that today. Sometimes God helps us see things differently by slowing us down. Sometimes He does it by asking us questions we haven't thought about before. And sometimes He uses other people to help us notice what we might be missing. Just like Paul, we don't have to be perfect or have all the answers for God to work in our lives.

"So as you head into this week, remember this truth in our Bottom Line and let it guide you forward. Let's check it out.

*SLIDE: Bottom Line*

**COMMUNICATOR: [Bottom Line] "God can help you see things in a new way. Say that with me!"**

**COMMUNICATOR AND KIDS: [Bottom Line] "God can help you see things in a new way."**

"Before we head to small groups, I want to leave you with one last question to think about.

*SLIDE: Conversation Starter*

**[Conversation Starter] "When have you discovered something new about God?"**

"As you head into your group, don't worry about giving the perfect answer. Think about the times you've learned something new about God. Maybe it happened at church, talking with your parents, or reading God's

3 min

## PRAYER

### What You Need

No supplies needed

Word. Then, be open, and ask God to give you the right perspective on something. Be open to the idea that God might want to help you see in a new way.

"Because when we're willing to let God shape our perspective, it can change the direction of our lives, just like it did for Paul."

**COMMUNICATOR:** "Let's pray together, friends.

"God, thank You for loving us and meeting us where we are. Thank You that You don't expect us to have everything figured out. Just like Paul, we know there are times when we don't see the full picture yet. Help us stay humble and open to what You want to show us. Help us trust You and follow where You lead. We want to see the way You see. We love You, and we pray these things in Jesus' name. Amen."

*AUDIO: Play calm music as the kids exit.*

*SLIDE: Theme*

*Optional Video: Theme Loop*

# Getting Ready | Preteen Large Group

## GETTING READY

Here's everything you need to know to get ready for this week.

### APlay

Get the most out of your curriculum with **APlay!** [JoinAPlay.com](https://www.joinamazing.com) is an all-in-one media organization and presentation tool. Experience all of your Orange Curriculum media assets, now pre-built and fully customizable. No more sorting through multiple download folders.

**APlay** is free with your curriculum subscription and packed with features to help your weekly experience run smoother. **APlay** gives you more time to focus on what truly matters—more ministry, less media management with Apple TV-based media solutions.

**Story: Communicating God's Truth in Engaging Ways (25 minutes)**  
**Worship: Inviting People to Respond to God (10 minutes)**

### 1. Opener

#### What You Need:

- Host
- 2 flashlights
- 6 kid volunteers

#### Music and Sound Effects:

- Upbeat music to use as kids enter the room
- Upbeat music to use for the game

#### Large Group Visuals:

- Theme Slide
- "Flashlight Fix! Title" Slide
- Bottom Line Slide

#### Optional Videos:

- Theme Loop
- Theme Intro
- Countdown

#### What You Do:

- Download the slides or optional videos and have them ready to use. If you do not have screen capabilities, you have Orange's permission to enlarge and print the slides on paper.
- Refer to week 1 to confirm that your church has appropriate licensing to perform or play music and sound effects in your kids' environments.
- Take off the top parts of the flashlights, and take out the batteries. Scatter the pieces on the floor in the game area.

### 2. Worship and Memory Verse

#### What You Need:

- Worship Leader(s)

#### Music and Sound Effects:

- "Move" - available on APlay with Amazing Music
- "Do It Again" - available on APlay with Amazing Music
- "Never Give Up" - available on [Store.ThinkOrange.com](https://www.Store.ThinkOrange.com)
- "Can't Stop Won't Stop" - available on [Store.ThinkOrange.com](https://www.Store.ThinkOrange.com)

**Large Group Visuals:**

- Theme Slide
- Memory Verse Slide

**Optional Videos for Orange Kids Music**

- "Never Give Up" Dance Moves Video or Live Lyrics Video (available through Store.ThinkOrange.com)
- "Can't Stop, Won't Stop" Dance Moves Video or Live Lyrics Video (available through Store.ThinkOrange.com)

**What You Do:**

- If you are utilizing the suggested songs from **Amazing Music-**, search for your desired video resource for each song under the Worship section on APlay and add to your service!
- You can access Amazing Music's Dance Motion, Lyric, and Instrumental Videos in APlay under the Worship section.
- Amazing Music Song Trainings are available in Amazing Leaders and FREE on YouTube. <https://www.youtube.com/@AmazingKidsMusic>
- If you are utilizing **the Orange Kids Music** suggestions, simply purchase and download from Store.ThinkOrange.com! You can upload these into APlay for easy use with your 252 curriculum.
- Dance Motion Videos and Lyrics Videos are available for Orange Kids Music songs. For more information, visit Store.ThinkOrange.com.
- *Make sure your church has obtained licensing rights to play or perform music. You can obtain a license to perform worship music from Christian Copyright Licensing International ([www.ccli.com](http://www.ccli.com)). It covers over 200,000 worship songs for congregational singing. You are responsible for including the copyright information on all songs reproduced under the Church Copyright License (including song lyrics projected onscreen). This includes the song title, writer credit(s), copyright notice, and your church's CCLI license number. You can include this information on one of the lyric slides, or you can create a separate slide detailing this information, but the copyright information must appear at least once for each song you play or perform. For example:*

*"Hallelujah" words and music by John Doe*

©2000 Good Music Co.

CCLI License # 0000

**3. Bible Story****What You Need:**

- Communicator
- Bible
- Table

**Music and Sound Effects:**

- Soft underscore
- Calm music to use as kids exit the room

**Large Group Visuals:**

- Theme Background Slide
- Theme Slide
- Teaching Slides 1-2
- Bottom Line Slide

- Conversation Starter Slide

**Optional for God's Big Story:**

- Clothesline and clothespins for the timeline in your room
- God's Big Story Slide
- Week 3 Timeline Image Slide
- We recommend that you create a timeline in your Large Group room that you can add to throughout this curriculum year as we travel through the Bible. This can be a simple clothesline or a section of the wall where you can hang the printed Timeline Images in order, week by week. We'll provide a Timeline Image for each week of the curriculum. There are two versions of each Timeline Image—a slide and a print version. A digital God's Big Story poster is available as well in the Orange Store.

**Optional Video: (available in APlay)**

Our Large Group scripts are interchangeable with these videos so you can plug and play the way you need to each week.

**For 252 Kids (Kindergarten through 3rd grade):**

- StoryLab: Invite elementary kids to engage with inquisitive young hosts as they explore core biblical truths and stories in a STEAM-inspired setting.

**For 252 Preteen (4th and 5th grade):**

- The So & So Show: Guide preteens to explore questions of faith through a YouTube-style show full of humor and lots of zany fun.

**Additional environment enhancements including:**

- Motion graphics, including loops
- Countdown video

**What You Do:**

- Download the slides and have them ready to use. If you do not have screen capabilities, you have Orange's permission to enlarge and print the slides on paper.
- Confirm that your church has appropriate licensing to perform or play music and sound effects in your kids' environments (see above under Opener).
- Pre-determine a leader to help the Communicator with the skit during the teaching.

# Supplies

## Large Group Game | Flashlight Fix!

	Quantity
1. Host	1
2. flashlights	2
3. kid volunteers	6

## Bible Story (Live)

	Quantity
1. Communicator	1
2. Host	1
3. Table	1

**WEEK**

**FOUR**

# Preteen | W4

## Today's Suggested Schedule—May 2026, Week 4

**Bible Story:** Paul Shipwrecked • Acts 27–28:10

**Bottom Line:** Don't give up on God when bad things happen.

**Conversation Starter:** How do you keep trusting God when bad things happen?

**Monthly Memory Verse:** *Let us not become tired of doing good. At the right time we will gather a crop if we don't give up.* • Galatians 6:9 NIRV

Loud sounds, bright lights, and large groups can be overwhelming or overstimulating for some children. To create a more inclusive large group experience, consider offering adaptive tools like noise-canceling headphones, sunglasses, sensory-friendly items, or access to modified spaces.

### Prelude: Setting the Tone for the Experience

See the **Getting Ready** pages at the end of this document for a detailed description of what you'll need for today.

In the **Prelude** folder of your curriculum, you'll find a variety of other resources to help you prepare.

### Small Group (15 minutes)

#### Social: Providing Time for Fun Interaction

Opening Activity

### Large Group (35 minutes)

#### Story: Communicating God's Truth in Engaging Ways

#### Worship: Inviting People to Respond to God

Opener

Worship

Bible Story (sections about God's Big Story are included as optional)

Prayer

### Small Group (25 minutes)

#### Groups: Creating a Safe Place to Connect

Application Activity: Take a Snapshot

Bible Story Review: Bible Story Extension and Discussion Questions

Memory Verse Activity: Verses to Take with You

Prayer Activity: Make It Personal with Prayer

### Home: Prompting Action Beyond the Experience

Parent Cue Card (Print or Email)

Devotionals for Kids

Parent Cue App



### Bible Story

Paul Shipwrecked • Acts 27–28:10

### Conversation Starter

How do you keep trusting God when bad things happen?

### Bottom Line

Don't give up on God when bad things happen.

### Monthly Memory Verse

*Let us not become tired of doing good. At the right time we will gather a crop if we don't give up.* • Galatians 6:9 NIRV

15 min

# Large Group Opener

5 min

## Opener

### What You Need

No supplies needed

*AUDIO: Play high-energy music as kids enter.*

*SLIDE: Theme*

*Optional Video: Theme Loop*

*(Host enters with energy and excitement.)*

*Optional Video: Countdown*

*Optional Video: Theme Intro*

*Optional Video: Theme Loop*

*(Things to have ready: Two safe zones set up with floor tape on opposite sides of the game area. Two buckets of paper snowballs. 4 pre-determined leaders ready to throw paper snowballs. Game slide. Bottom Line slide.)*

### WELCOME

*Host has lots of energy as he or she welcomes everyone to [Name of Environment]. Host is relatable and inviting. Host can talk about something that happened culturally throughout the week like a big sports game, movie opening, a viral video on YouTube, etc. Host tells them how excited he or she is that they're there and briefly runs through what they can expect. This is especially helpful for first-time guests to make them feel like they know what's happening.*

### OPENER

**HOST:** "Hey, everybody! What's up? I'm really glad you're here today because today is one of those days that hits a little closer to real life.

"Quick question! Raise your hand if last week was amazing, and everything went right. Okay, okay.

"Now keep your hand up if literally nothing annoying, stressful, disappointing, or frustrating happened at all.

"Yeah. That's what I thought ... it's almost impossible for everything to go perfectly all the time, isn't it?

"Most of the time, things don't go the way we plan. Stuff piles up. People let us down. And sometimes it feels like the harder we try, the harder things get.







"That's why this month, we've been on a 'TREK.' The full name of our series is 'TREK: Don't Stop, Don't Give Up—God's with You!' We've been talking about what it looks like to keep moving forward, even when the journey is rough. Not pretending things are easy. Not acting like bad stuff doesn't happen. But choosing not to quit when things get hard.

### What You Do:

10 min

## Large Group Game | Weather Wheel!

### What You Need

 Host	1
 Floor tape	1
 crumpled-up balls of paper for the fake snowballs	50
 buckets to hold snowballs	2
 pre-determined leaders to throw snowballs	4
 kid volunteers (10 per team) (Adjust the number depending on the size of your group!)	20

- Download the slides or optional videos and have them ready to use. If you do not have screen capabilities, you have Orange's permission to enlarge and print the slides on paper.
- Refer to week 1 to confirm that your church has appropriate licensing to perform or play music and sound effects in your kids' environments.
- Set up two safe zones with floor tape, one on each side of the game area.
- Crumple up 50 pieces of paper to make snowballs, and place 25 paper snowballs in each bucket.
- Pre-determine four leaders to throw the snowballs during the game.

"And today? We're starting with a game that's going to feel a lot like that.

"This game is called 'Avalanche Dash!'

*SLIDE: Avalanche Dash! Title*

"We're going to have two teams. One team will start on one side of the room in their safe zone, and the other team on the other side of the room in their safe zone. The space in the middle is the avalanche zone.

"When I say 'GO,' your entire team has to sprint from one safe zone to the other while our leaders throw these.

*(Hold up paper snowballs.)*

"These are our snowballs. And we've got our handy dandy snowball throwers right here—our leaders!

"If you get hit while you're running through the avalanche zone, you are OUT for the rest of the game. That's it. Process of elimination. You can take a seat and cheer your team on for the rest of the game.

"We're going to do three dashes. After three rounds, the team with the most players still standing wins. But if one team gets completely eliminated before that, the game ends immediately. Everybody got it?

"Okay, let's pick our teams! I need 20 volunteers. Raise your hand if you'd like to play!

*(Pick 20 volunteers from the kids who have their hands raised and divide them into two teams of ten.)*

"Let's go ahead and get set up! Teams, head to your safe zones.

"Everybody ready? Leaders, snowballs ready? Teams ready?

### ROUND 1

"3 ... 2 ... 1 ... GO!

*AUDIO: Upbeat music*

*(Play the game. Players try to run to the opposite safe zone without getting hit, and leaders throw the paper snowballs.)*

"Move, move, move! Oh, that was close!

*(Once each team has tried to make it to the safe zone on the opposite side of the room ... )*

"And FREEZE! Everybody, stop! If you got hit, you're out! Head back to your seats and cheer for your team!

"Alright. Let's reset for round two. Remaining players, return to your safe zones!

*(If needed, refill the buckets with the paper snowballs.)*

## **ROUND 2**

"Okay, this is where it gets harder. Fewer people. More pressure. Less room for mistakes.

"Leaders ready? Teams ready?"

"On your mark ... get set ... GO!"

*(Play the game. Players try to run to the opposite safe zone without getting hit, and leaders throw the paper snowballs.)*

"Don't slow down now! Run! Run! Run!"

*(Once each team has tried to make it to the safe zone on the opposite side of the room ... )*

"And FREEZE! If you got hit, you're out! Head back to your seats and cheer for your team!"

"Okay, teams! Let's reset for our third and final round. Remaining players, return to your safe zones!"

*(If needed, refill the buckets with the paper snowballs.)*

## **FINAL ROUND**

"This is it! The final round! Teams ready? Leaders ready?"

"Here's the final countdown! 3 ... 2 ...1 ... GO!"

*(Play the game. Players try to run to the opposite safe zone without getting hit, and leaders throw the paper snowballs.)*

*(Once each team has tried to make it to the safe zone on the opposite side of the room ... )*

"And STOP! Let's count which team has the most players still standing.

*(Count the remaining players and announce the winning team.)*

"That was fun! Great job to both teams and all of our players! You guys can take your seats.

"Wow, that got intense fast, didn't it? People got knocked out. The pressure built. And maybe ... just maybe, some of you thought, 'This isn't fair,' or 'I'm done!' Has anyone ever felt like that while playing a game?

*(Pause for responses.)*

"Oh, I have for sure. But that's not just a feeling we can have during a game. It's actually very easy to start feeling like that in our day-to-day lives!

"That's what it feels like when bad things happen in real life. When problems pile up. When things don't go the way you hoped. When it feels easier to quit than to keep trusting God.

"In our true story from the Bible today, we're going to talk about someone who went through a series of hard things, but he still chose not to give up on God.

"And that's what our Bottom Line is about today! Let's check it out.

*SLIDE: Bottom Line*

**[Bottom Line] "Don't give up on God when bad things happen. Say that with me!"**

**HOST AND KIDS: [Bottom Line] "Don't give up on God when bad things happen."**

**HOST: "Great job, friends! Thanks for playing our game with me today!"**

11 min

# Worship Option 1 | Amazing Music

3 min

## Move | Worship Song

### What You Need

No supplies needed

3 min

## Way Maker | Worship Song

### What You Need

No supplies needed

*Note: We've suggested worship songs below from Amazing Music and Orange Kids Music. We've created these worship resources to be developmentally appropriate for elementary and preteen kids by incorporating simple, direct language, fun dance movements, and upbeat, current arrangements.*

*We've chosen specific songs that amplify our teaching content for this month. We recommend that you use these songs as scripted below, or combined with other popular worship songs that your kids know and love. Orange Kids Music can be purchased at [store.thinkorange.com](http://store.thinkorange.com). Amazing Music is available on APlay with Amazing+, or as an Add-On.*

*(Worship Leaders enter as Host exits.)*

**WORSHIP LEADER:** "Hey, everyone! Alright, before we sing today, I want you to hear this. Worship isn't about pretending everything is okay. It's about focusing on God and surrendering to Him. You can do this even when things aren't okay. The songs we're going to sing today say something really specific about who God is and how we respond when life gets hard.

"So as we sing, don't just sing the words. Think about what they're saying. Let's stand and worship together.

*SONG: "Move" Dance Motion, Lyric or Instrumental Lyric Videos are available with Amazing Music on APlay*

"Wow! You all sang that like you meant it! Now, let's sing another song that helps us remember something so important that Jesus gives us—freedom! When we follow Him, we don't have to worry or try to be the best. Jesus already loves us completely! Let's sing this one loud!

"I love that song! Next, we're going to sing about how God is a Way Maker—not because the way is always obvious, but because God is still working, even when we can't see it. Some of you might be waiting on answers. Some of you might be praying about things that haven't changed yet. And it's easy in those moments to wonder if God is really doing anything at all. This song reminds us that God doesn't stop working just because we can't see the results yet.

*SONG: "Way Maker" Dance Motion, Lyric or Instrumental Lyric Videos are available with Amazing Music on APlay*

"You guys sounded great! And remember, worship isn't just something we do in this room or on Sundays; it's a way we live. It's how we choose to trust God at school, at home, with our friends, and in the middle of real life. Singing is part of it, but following God day by day is worship too."

5 min

## Memory Verse

### What You Need

No supplies needed

"Now let's take a look at our Memory Verse for this month! It's found in Galatians 6:9. I'll read it first, and then I'll lead you through it!

*SLIDE: Memory Verse*

**WORSHIP LEADER:** *"Let us not become tired of doing good. At the right time we will gather a crop if we don't give up. —Galatians 6:9 NIV"*

"Now, let me guide you through it! Let's say it nice and loud!"

**WORSHIP LEADER:** *"Let us not"*

**KIDS AND WORSHIP LEADER:** *"Let us not"*

**WORSHIP LEADER:** *"become tired of doing good."*

**KIDS AND WORSHIP LEADER:** *"become tired of doing good."*

**WORSHIP LEADER:** *"At the right time"*

**KIDS AND WORSHIP LEADER:** *"At the right time"*

**WORSHIP LEADER:** *"we will gather a crop"*

**KIDS AND WORSHIP LEADER:** *"we will gather a crop"*

**WORSHIP LEADER:** *"if we don't give up."*

**KIDS AND WORSHIP LEADER:** *"if we don't give up."*

**WORSHIP LEADER:** *"Galatians 6:9!"*

**KIDS AND WORSHIP LEADER:** *"Galatians 6:9!"*

**WORSHIP LEADER:** *"Great job, friends! Crops were good things! They are food as a result of hard work. So if we do good, if we don't give up doing good, God promises that we will gather something good!"*

10 min

# Worship Option 2 | Orange Kids Music

5 min

## Never Give Up | Orange Kids Music

### What You Need

No supplies needed

5 min

## Can't Stop Won't Stop | Worship song

### What You Need

No supplies needed

*Note: We've suggested worship songs below from Amazing Music and Orange Kids Music. We've created these worship resources to be developmentally appropriate for elementary and preteen kids by incorporating simple, direct language, fun dance movements, and upbeat, current arrangements.*

*We've chosen specific songs that amplify our teaching content for this month. We recommend that you use these songs as scripted below, or combined with other popular worship songs that your kids know and love. Orange Kids Music can be purchased at [store.thinkorange.com](http://store.thinkorange.com). Amazing Music is available on APlay with Amazing+, or as an Add-On.*

**WORSHIP LEADER:** "Alright, everyone, let's get ready to worship! This is our chance to celebrate how good God is! He made each one of us, He loves us more than we can imagine, and He's always with us, no matter what we're going through.

"Remember, when we sing, we're not just saying words, we're thanking God for who He is and all the amazing things He's done. So come on, let's stand up, smile big, and sing out loud to show God how much we love Him!

*SONG: "Never Give Up" available on [Store.ThinkOrange.com](http://Store.ThinkOrange.com)*

"You guys sound amazing! Did you know God hears every word? He loves it when we take time to worship Him, not just with our voices, but with our lives. Let's keep worshipping together!

*SONG: "Can't Stop Won't Stop" available on [Store.ThinkOrange.com](http://Store.ThinkOrange.com)*

"Great job, everyone! I love worshipping God with you all! Here's what we can remember today: worship doesn't stop here. You can keep worshipping God all through this week by the way you live, the way you treat people, and the way you trust Him.

62 min

# Bible Story

*Note: We're so excited to be going through key stories of the Bible this year and learning more about its Author—God! It's God's Big Story! But to provide you with flexibility as you experience God's Big Story in your own unique setting, there's more than one way to use the following script!*

*If you want to follow "God's Big Story," read the following script straight through. Each week will build on the previous ones. But, if your church wants to teach a Large Group session without connecting it to what has come before, there are two sections in the script below that are optional—"God's Big Story Opener" and "God's Big Story Closer." (Or if you are joining us at some point throughout the year, you can opt out of the God's Big Story part and just join us as we journey through the rest of the story of Scripture!) We're going to go through the Bible as we teach throughout the year, but whether or not you share God's Big Story each week is up to you!*

*Whatever way you decide to use the following, know that we're praying diligently for you—we're asking God to help kids see and believe that He loves them, He invented them, and He wants to be their closest Friend. Forever. It's an honor to get to know God with you through the Bible this year!*

12 min

## StoryLab Bible Story | Video

### What You Need

No supplies needed

12 min

## So and So Show Bible Story | Video

### What You Need

No supplies needed

38 min

## Bible Story (Live)

### What You Need

👤 Storyteller	1
👤 Host	1
👤 Table	1
👤 Kid volunteer	1
👤 Backpack	1
👤 Multiple hiking items to put in the backpack (a water bottle, umbrella, jacket, flashlight, snacks, extra pair of shoes or socks, etc.)	1

### What You Do:

- Download the slides and have them ready to use. If you do not have screen capabilities, you have Orange's permission to enlarge and print the slides on paper.
- Confirm that your church has appropriate licensing to perform or play music and sound effects in your kids' environments (see above under Opener).
- Place the backpack and the hiking items on the table for the teaching.

*(Things to have ready: Set up the table at the front of the teaching area so the Communicator can place their Bible on it and read from it. Backpack and hiking items on the table.)*

### INTRODUCTION

**COMMUNICATOR:** "Before we jump into today's true story from the Bible, let me ask you something.

"Have you ever been really confident about something? Like, 'Yeah, I've got this,' and then partway through, you realized it was way harder than you expected?

"Maybe it was a class you thought would be easy. Or a team you were excited to join. Or something you signed up for and thought, 'This won't be a big deal.' At the beginning, everything felt fine. You were ready. You were confident. You weren't worried yet. And then, something changed. "The work got harder. The situation got complicated. The excitement faded. And suddenly, you were dealing with things you didn't see coming at the start. That's usually the moment when you start asking questions like, 'Can I do this?' or 'Do I still want to do this?' or 'Is this worth sticking with?'

"And that happens to all of us. A lot of times, the hardest part of anything isn't the beginning. It's what happens when things don't go the way you thought they would.

"Today's story is about a follower of Jesus who started a journey and couldn't control what would happen next. And along the way, things went wrong over and over again.

"The real question in the story isn't whether bad things happened or not. It's whether he would give up or keep trusting God anyway.

### TENSION

**COMMUNICATOR:** "When something is harder than you expected, here are a couple of questions that start to show up. One is: 'How long is this going to last?'

"When something goes wrong once, it's frustrating. But when it keeps happening, it can start to feel different. You might begin to wonder if this is just a rough moment you have to get through ... or if this is something you're going to be dealing with for a while.

"That question can sit in the back of your mind. You might not say it out loud, but you feel it. And the longer something lasts, the heavier it can start to feel.

"Then another question ... 'Do I trust God?'

"Things start getting tough, it's lasting a while, and you start asking yourself, 'Do I trust God *here*? Do I trust God when things don't change quickly? Do I trust God when I don't understand why this is happening yet?'

"Those questions don't always come with answers right away.

"We hear that God is good. We hear that God is powerful. But life doesn't always feel good. And it definitely doesn't always feel easy. So when things don't line up the way you hoped, those questions can feel even louder. How long is this going to last? And do I trust God?

"The true story from the Bible we're learning about today doesn't start when everything is calm or figured out. It starts when things are already hard.

"And it invites us to see what trusting God looks like. But before we get into our true story from the Bible today, let me tell you about something amazing we've been doing all year! And, actually, our journey will be over next week!

"We've been going through the Bible cover to cover, reading the key stories!

"Why are we going through the Bible? Is it because we really want to learn more about the Bible? Well, not exactly. Part of the reason God gave us the Bible is so we can learn about Him. He could have kept who He is a secret from us, a big mystery of the universe. But He didn't! He wants us to know Him, so He gave us the Bible. So as we go through the Bible this year, we hope that we'll learn about Him!"

### **GOD'S BIG STORY OPENER (OPTIONAL)**

**COMMUNICATOR:** "We're going to go through God's Big Story in the Bible so we can learn about God!"

*SLIDE: God's Big Story*

"So let me catch you up on where we've been in God's Big Story so far! (*Gesture to slide.*)

*(If you have the Timeline Images up, feel free to point to them as you talk about them.)*

"You might remember that, in the beginning, God created everything. He made the world, the animals, people ... everything! God made the first people for the same reason He made all people—to be His close, close friends. But sadly, the first people God made chose to turn away from Him and sin. God wanted people to be close to Him, but they couldn't anymore. Pain, sickness, and death entered the world too.

"But God didn't want to leave things that way. So He put His rescue plan in motion right from the start!

"God was going to rescue everything through a family! God chose a man named Abraham and promised that his family would bless the whole world. Abraham had a great-grandson named Joseph, who became a leader in Egypt and saved his family—God's people. Over time, God's people grew but were enslaved by a new Pharaoh. 'Help us!' they cried out to God. God freed His people and brought them to the super-nice home He had designed for them, the Promised Land.

"After God's people were settled in the Promised Land, they disobeyed God—again and again and again. Even the kings God gave them rebelled! So, God split the nation in two—into the northern kingdom of Israel and the southern kingdom of Judah. Prophets spoke for God saying, 'Come back to Me!' But the northern kingdom of Israel was

destroyed, and the southern kingdom of Judah was taken captive. Oh no! After years in exile, some of God's people returned to rebuild their homeland, while others stayed in foreign lands.

"During that sad time, God kept sending messages to His people about the Rescuer He had promised long ago. 'God's Rescuer is going to come like this!' the prophets said. But for years and years, nothing happened.

"And then it did! God sent Jesus, the Rescuer we needed, just like He promised! While Jesus was on Earth, He showed us who God is because He is God!

"Jesus lived a perfect life, and He gave that perfect life to pay the price for our sin. Because He never did anything wrong, Jesus was able to take on our sin. With His own life, He paid for all the wrong things anyone has ever done or ever will do. He broke the curse of sin we were under. He set us free. With the curse broken, with sin paid for, we could be close to God again! What God had been working on in His Big Story was finally coming true!

"And then Jesus did something else amazing. He rose back to life! Jesus beat death! Our Rescuer, who loves us, is alive and our friend forever and ever.

"But Jesus' friends were confused. Why did Jesus die? Why did He rise again? Jesus spent the next several days on Earth explaining what He had done and why.

"Jesus explained that He was going to leave, but He was going to be with His followers in a new way. He was going to be closer than close, like He always wanted to be! He wanted to be close friends like He was back in the Garden of Eden.

"Then, Jesus went back to heaven. But He sent the gift He had promised—the Holy Spirit! The Holy Spirit is God's very Spirit living in Jesus' followers. Now God lives inside of His people; He is closer than close. And with God's Spirit living in them, God's followers began to do amazing things!

"Jesus' followers, with the guidance and strength of the Holy Spirit, started to tell people about God and His great love! More and more people were becoming followers of Jesus and starting their forever-long friendship with Him! But there was one very dangerous man, Paul, who wanted to put a stop to its spread. This man didn't love Jesus, and he didn't want anyone else to either. But then Jesus Himself met Paul in a blinding light! And in a short time, Paul went from hating Jesus-followers to being one of the greatest Jesus-followers who ever lived.

"Paul spent his life—and the words from his pen—telling everyone in the known world a simple message: 'Jesus loves you! Follow Him!' Paul lived a hard, hard life, but he never stopped telling people about Jesus!

"And that's where we are in God's Big Story!"

## TRUTH

**COMMUNICATOR:** “We’re continuing our journey through the Bible! We’re at the part of the Bible where Jesus had gone back to heaven, but He sent His Holy Spirit to live inside of His followers. One of Jesus’ most dedicated followers was a man named Saul. You might know him as another name he went by, Paul.

“Paul went from being someone who opposed Jesus to becoming one of the most important leaders in the early church after he met Jesus on the road to Damascus. Paul traveled from place to place, telling people about Jesus, starting churches, and helping others learn how to follow Him.

“But following Jesus didn’t make Paul’s life easier. In many ways, it made his life harder.

“Paul was arrested because of his faith and held by the Roman government for years. Eventually, he was put on a ship and sent to Rome to stand trial for his life. Paul was the kind of person who was willing to go through hardships for the sake of others knowing Jesus. Let’s read where today’s Bible story begins.

*(Open the Bible and read Acts 27:1 NIV.)*

*It was decided that we would sail for Italy. Paul and some other prisoners were handed over to a Roman commander named Julius. He belonged to the Imperial Guard.*

“At the beginning of the trip, Paul was traveling as a prisoner on a ship. The weather was calm, and the ship was making steady progress.

“Okay, I’m going to need a helper to help me tell the rest of the Bible Story—someone who is pretty strong! Raise your hand if you’d like to volunteer!

*(Choose one volunteer from the kids who have their hands raised, invite them to the front of the teaching area, and have the kid put the empty backpack on.)*

“This backpack represents Paul’s journey. At the start, it doesn’t feel very heavy. Paul trusted God. But there were a lot of hard things coming that he would have to face.

“As the ship continued its journey, the winds began to change. Winter was coming, and traveling by sea became dangerous. Paul noticed what was happening and spoke up, warning the men on board.

*(Open the Bible and read Acts 27:10 NIV.)*

*“Men,” he said, “I can see that our trip is going to be dangerous. The ship and everything in it will be lost. Our own lives will be in danger also.”*

“Paul did the right thing. He spoke the truth. But the people in charge don’t listen. They trusted their plan instead. And when the wind seemed gentle again, they decided to keep sailing.

“Then a difficult moment came. A violent storm suddenly hit the ship. The wind was so strong that the ship couldn’t fight against it. The crew lost control, and the ship was driven wherever the wind took it. Things started getting a little harder—time to add a little bit of heaviness to this backpack.

*(Put the first item in the backpack.)*

“The storm didn’t stop after a few hours. It kept going. Day after day, waves crashed against the ship. The crew threw cargo overboard just to keep the ship from sinking.

“Scripture tells us they didn’t see the sun or the stars for many days. They didn’t know where they were or where they were going. Eventually, everyone on board gave up hope of being saved.

“Everyone except Paul. In the middle of the storm, God sent an angel to Paul with a message.

*(Open the Bible and read Acts 27:21-26 NIV.)*

*The men had not eaten for a long time. Paul stood up in front of them. "Men," he said, "you should have taken my advice not to sail from Crete. Then you would have avoided this harm and loss. Now I beg you to be brave. Not one of you will die. Only the ship will be destroyed. I belong to God and serve him. Last night his angel stood beside me. The angel said, 'Do not be afraid, Paul. You must go on trial in front of Caesar. God has shown his grace by sparing the lives of all those sailing with you.' Men, continue to be brave. I have faith in God. It will happen just as he told me. But we must run the ship onto the beach of some island."*

"The storm didn't stop when Paul trusted God. The waves didn't calm down. The fear didn't disappear. But Paul didn't give up on God. Then another hard moment came ...

*(Put a second item in the backpack.)*

"The storm had gone on for two full weeks. Fourteen days of fear. Fourteen days of waiting. Fourteen days of not knowing what would happen next. Eventually, they spotted land. Hope rose for a moment. But before they could reach shore, the ship hit a sandbar. The front of the ship got stuck, and the back began to break apart because of the pounding waves.

"This is the third hard thing. Let's add some more weight to the backpack. *(Put a third item in the backpack.)*

"The soldiers planned to kill the prisoners so none of them could escape. But the officer in charge wanted to save Paul, so he stopped them.

*(Open the Bible and read Acts 27:42-44 NIV.)*

*The soldiers planned to kill the prisoners. They wanted to keep them from swimming away and escaping. But the commander wanted to save Paul's life. So he kept the soldiers from carrying out their plan. He ordered those who could swim to jump overboard first and swim to land. The rest were supposed to get there on boards or other pieces of the ship. That is how everyone reached land safely."*

"The ship was destroyed. Paul's life was saved, but he was now shipwrecked. The hard things still weren't over. The plan failed, but God didn't fail.

"The group landed on an island called Malta. The people there were kind and built a fire to help everyone warm up. As Paul gathered sticks to put on the fire, something else happened.

*(Open the Bible and read Acts 28:3-6 NIV.)*

*Paul gathered some sticks and put them on the fire. A poisonous snake was driven out by the heat. It fastened itself on Paul's hand. The people of the island saw the snake hanging from his hand. They said to one another, "This man must be a murderer. He escaped from the sea. But the female god Justice won't let him live." Paul shook the snake off into the fire. He was not harmed. The people expected him to swell up. They thought he would suddenly fall dead. They waited for a long time. But they didn't see anything unusual happen to him. So they changed their minds. They said he was a god.*

"After everything Paul had already been through, this could have felt unfair. Let's add a little more weight to the backpack.

*(Put another item in the backpack.)*

"But Paul still didn't give up on God. God wasn't finished working.

*(Open the Bible and read Acts 28:9-10 NIV.)*

*Then the rest of the sick people on the island came. They too were healed. The people of the island honored us in many ways. When we were ready to sail, they gave us the supplies we needed.*

"Storm after storm. Hard thing after hard thing. And every time, Paul had a choice. He could have given up on God or kept trusting Him. Paul didn't trust God because the journey was easy. He trusted God because God stayed with him when everything fell apart. Paul believed in God!

#### **APPLICATION**

**COMMUNICATOR:** "Paul didn't trust God because everything worked out the way he wanted. He trusted God because God stayed with him when everything went wrong.

"And that matters for us because when bad things happen, our first thought usually isn't that God is still with us. Our first thoughts are often, 'Why is this happening?' or 'What did I do wrong?' or 'Did God forget about me?'

"Sometimes really big things happen in our lives. Other times, it's smaller things that pile up. Disappointment. Stress. Feeling left out. Waiting longer than you expected.

*(Add more items to the backpack as you say the list of smaller things that pile up.)*

"And when those things keep happening, trusting God can start to feel harder and heavier. You might pray less. You might stop expecting anything to change. You might wonder if trusting God is even worth it.

"Paul's story reminds us that when bad things happen, it doesn't mean God is gone. It doesn't mean God has failed. And it doesn't mean trusting Him was a mistake.

"So when life feels heavy, remember this truth.

"Don't give up on God when bad things happen. Paul didn't; he kept going, and through the power of the Holy Spirit, he continued to preach the good news about Jesus!

"Thank you, helper! You can take a seat!

#### **GOD'S BIG STORY CLOSER (OPTIONAL)**

**COMMUNICATOR:** "Let's take a look at the progress we made in God's Big Story this week!

*SLIDE: God's Big Story*

"This week, we're still right up here on this picture of Paul in God's Big Story. We learned about the intense sea voyage that happened at the end of Paul's life. *(Gesture to timeline.)*

"This week, we learned about the story of Paul in a shipwreck. Despite everything Paul went through, he kept proclaiming, 'Trust God. Trust God. Trust God.' The group he preached to at this point in his story was the sailors and crewmen around him, but Paul kept pointing to God in the hardship of the storms and the shipwreck. And that's exactly what God wants to do through you in His Big Story! God moved inside of you through His Spirit, and as you go through your life with Him, He wants you to seek Him despite what you face, and tell others about Him. You are His plan for telling the world—your world—about Him. God has put you exactly where you are to tell the people you encounter about His great love!

*SLIDE: Week 4 Timeline Image*

(If you're making a timeline of printed images on your wall, take this moment to place today's Timeline Image on the clothesline.)

"This week, we learned about Paul's shipwreck and how Paul trusted God even when life got hard!"

8 min

## Closing

5 min

### LANDING

#### What You Need

No supplies needed

**COMMUNICATOR:** "So as we wrap up today, here's what I want you to remember. Trusting God doesn't mean bad things won't happen. It doesn't mean the storm won't come or the journey will be easy. Sometimes you do everything right, and things still fall apart. Sometimes you're faithful, and the weight still gets heavier. But Paul's story reminds us that God is still at work, even when things go wrong, even when the path doesn't look the way you expected.

"Paul didn't understand why the storm had to happen. He didn't choose the shipwreck. He definitely didn't choose getting bitten by a snake. But through all of it, God never left him. And because Paul kept trusting God, God used him in powerful ways, not just after the storm, but in the middle of it.

"And that's what our Bottom Line is about today! Let's take a look.

*SLIDE: Bottom Line*

**[Bottom Line] "Don't give up on God when bad things happen.** Say that with me!

**COMMUNICATOR AND KIDS: [Bottom Line] "Don't give up on God when bad things happen."**

**COMMUNICATOR:** "Before we head to small groups, I want to leave you with one last question to think about. It's our Conversation Starter for today.

*SLIDE: Conversation Starter*

**[Conversation Starter] "How do you keep trusting God when bad things happen?"**

"Today, we talked about someone who faced storm after storm, literally. Paul didn't have all the answers. He didn't know how the journey would end. But he trusted that God was still with him, even when everything around him felt out of control.

"A lot of the time, our lives feel like that too. We only see the storm we're in right now. We feel the weight we're carrying. We don't always see what God is doing behind the scenes. But this story reminds us that God sees the whole picture. He knows where the journey is headed, even when we don't.

"So as you head to small groups, think honestly about what you're carrying right now. The hard stuff. The unfair stuff. The things that make trusting God feel difficult. Talk about what it looks like to keep trusting God anyway, not because everything makes sense yet, but because God is still with you in the middle of it all.

3 min

## PRAYER

### What You Need

No supplies needed

**COMMUNICATOR:** "Let's pray together.

"God, You see the storms we walk into and the hard things we don't choose. When bad things happen, we aren't going to give up. But we are going to look to You. Help us remember that You're still with us, even when things don't make sense yet. Give us the strength to keep trusting You and taking the next step. Holy Spirit, help us know that You are with us through it all. We love You, and we trust You. In Jesus' name. Amen.

*AUDIO: Play calm music as the kids exit.*

*SLIDE: Theme*

*Optional Video: Theme Loop*

# Getting Ready | Preteen Large Group

## GETTING READY

Here's everything you need to know to get ready for this week.

### APlay

Get the most out of your curriculum with **APlay!** [JoinAPlay.com](https://www.joinaplay.com) is an all-in-one media organization and presentation tool. Experience all of your Orange Curriculum media assets, now pre-built and fully customizable. No more sorting through multiple download folders.

**APlay** is free with your curriculum subscription and packed with features to help your weekly experience run smoother. **APlay** gives you more time to focus on what truly matters—more ministry, less media management with Apple TV-based media solutions.

**Story: Communicating God's Truth in Engaging Ways (25 minutes)**

**Worship: Inviting People to Respond to God (10 minutes)**

### 1. Opener

#### What You Need:

- Host
- Floor tape
- 50 crumpled-up balls of paper for the fake snowballs
- 2 buckets to hold snowballs
- 4 pre-determined leaders to throw snowballs
- 20 kid volunteers (10 per team) (Adjust the number depending on the size of your group!)

#### Music and Sound Effects:

- Upbeat music to use as kids enter the room
- Upbeat music to use for the game

#### Large Group Visuals:

- Theme Slide
- "Avalanche Dash! Title" Slide
- Bottom Line Slide

#### Optional Videos:

- Theme Loop
- Theme Intro
- Countdown

#### What You Do:

- Download the slides or optional videos and have them ready to use. If you do not have screen capabilities, you have Orange's permission to enlarge and print the slides on paper.
- Refer to week 1 to confirm that your church has appropriate licensing to perform or play music and sound effects in your kids' environments.
- Set up two safe zones with floor tape, one on each side of the game area.
- Crumple up 50 pieces of paper to make snowballs, and place 25 paper snowballs in each bucket.
- Pre-determine four leaders to throw the snowballs during the game.

### 2. Worship and Memory Verse

#### What You Need:

- Worship Leader(s)

#### **Music and Sound Effects:**

- "Move" - available on APlay with Amazing Music
- "Way Maker" - available on APlay with Amazing Music
- "Never Give Up" - available on Store.ThinkOrange.com
- "Can't Stop Won't Stop" - available on Store.ThinkOrange.com

#### **Large Group Visuals:**

- Theme Slide
- Memory Verse Slide

#### **Optional Videos for Orange Kids Music**

- "Never Give Up" Dance Moves Video or Live Lyrics Video (available through Store.ThinkOrange.com)
- "Can't Stop, Won't Stop" Dance Moves Video or Live Lyrics Video (available through Store.ThinkOrange.com)

#### **What You Do:**

- If you are utilizing the suggested songs from **Amazing Music-**, search for your desired video resource for each song under the Worship section on APlay and add to your service!
- You can access Amazing Music's Dance Motion, Lyric, and Instrumental Videos in APlay under the Worship section.
- Amazing Music Song Trainings are available in Amazing Leaders and FREE on YouTube. <https://www.youtube.com/@AmazingKidsMusic>
- If you are utilizing the **Orange Kids Music** suggestions, simply purchase and download from Store.ThinkOrange.com! You can upload these into APlay for easy use with your 252 curriculum.
- Dance Motion Videos and Lyrics Videos are available for Orange Kids Music songs. For more information, visit Store.ThinkOrange.com.
- *Make sure your church has obtained licensing rights to play or perform music. You can obtain a license to perform worship music from Christian Copyright Licensing International ([www.ccli.com](http://www.ccli.com)). It covers over 200,000 worship songs for congregational singing. You are responsible for including the copyright information on all songs reproduced under the Church Copyright License (including song lyrics projected onscreen). This includes the song title, writer credit(s), copyright notice, and your church's CCLI license number. You can include this information on one of the lyric slides, or you can create a separate slide detailing this information, but the copyright information must appear at least once for each song you play or perform. For example:*

*"Hallelujah" words and music by John Doe*

©2000 Good Music Co.

CCLI License # 0000

### **3. Bible Story**

#### **What You Need:**

- Communicator
- Table
- Bible
- Kid volunteer
- Backpack

- Multiple hiking items to put in the backpack (a water bottle, umbrella, jacket, flashlight, snacks, extra pair of shoes or socks, etc.)

**Music and Sound Effects:**

- Soft underscore
- Calm music to use as kids exit the room

**Large Group Visuals:**

- Theme Background Slide
- Theme Slide
- Bottom Line Slide
- Conversation Starter Slide

**Optional for God's Big Story:**

- Clothesline and clothespins for the timeline in your room
- God's Big Story Slide
- Week 4 Timeline Image Slide
- We recommend that you create a timeline in your Large Group room that you can add to throughout this curriculum year as we travel through the Bible. This can be a simple clothesline or a section of the wall where you can hang the printed Timeline Images in order, week by week. We'll provide a Timeline Image for each week of the curriculum. There are two versions of each Timeline Image—a slide and a print version. A digital [God's Big Story poster](#) is available as well in the Orange Store.

**Optional Video: (available in APlay)**

Our Large Group scripts are interchangeable with these videos so you can plug and play the way you need to each week.

**For 252 Kids (Kindergarten through 3rd grade):**

- StoryLab: Invite elementary kids to engage with inquisitive young hosts as they explore core biblical truths and stories in a STEAM-inspired setting.

**For 252 Preteen (4th and 5th grade):**

- The So & So Show: Guide preteens to explore questions of faith through a YouTube-style show full of humor and lots of zany fun.

**Additional environment enhancements including:**

- Motion graphics, including loops
- Countdown video

**What You Do:**

- Download the slides and have them ready to use. If you do not have screen capabilities, you have Orange's permission to enlarge and print the slides on paper.
- Confirm that your church has appropriate licensing to perform or play music and sound effects in your kids' environments (see above under Opener).
- Place the backpack and the hiking items on the table for the teaching.

# Supplies

Large Group Game   Weather Wheel!		Quantity
1.	Host	1
2.	Floor tape	1
3.	crumpled-up balls of paper for the fake snowballs	50
4.	buckets to hold snowballs	2
5.	pre-determined leaders to throw snowballs	4
6.	kid volunteers (10 per team) (Adjust the number depending on the size of your group!)	20

Bible Story (Live)		Quantity
1.	Storyteller	1
2.	Host	1
3.	Table	1
4.	Kid volunteer	1
5.	Backpack	1
6.	Multiple hiking items to put in the backpack (a water bottle, umbrella, jacket, flashlight, snacks, extra pair of shoes or socks, etc.)	1

**WEEK**

**FIVE**

# Preteen | W5

## Today's Suggested Schedule—May 2026, Week 5

**Bible Story:** Heaven • *Revelation 21:3-5*

**Bottom Line:** God will make everything right in the end.

**Conversation Starter:** What do you think heaven will be like?

**Monthly Memory Verse:** *Let us not become tired of doing good. At the right time we will gather a crop if we don't give up.* • Galatians 6:9 NIRV

Loud sounds, bright lights, and large groups can be overwhelming or overstimulating for some children. To create a more inclusive large group experience, consider offering adaptive tools like noise-canceling headphones, sunglasses, sensory-friendly items, or access to modified spaces.

### Prelude: Setting the Tone for the Experience

See the **Getting Ready** pages at the end of this document for a detailed description of what you'll need for today.

In the **Prelude** folder of your curriculum, you'll find a variety of other resources to help you prepare.

### Small Group (15 minutes)

#### Social: Providing Time for Fun Interaction

Opening Activity

### Large Group (35 minutes)

#### Story: Communicating God's Truth in Engaging Ways

#### Worship: Inviting People to Respond to God

Opener

Worship

Bible Story (sections about God's Big Story are included as optional)

Prayer

### Small Group (25 minutes)

#### Groups: Creating a Safe Place to Connect

Application Activity: Take a Snapshot

Bible Story Review: Bible Story Extension and Discussion Questions

Memory Verse Activity: Verses to Take with You

Prayer Activity: Make It Personal with Prayer

### Home: Prompting Action Beyond the Experience

Parent Cue Card (Print or Email)

Devotionals for Kids

Parent Cue App



### Bible Story

Heaven • *Revelation 21:3-5*

### Conversation Starter

What do you think heaven will be like?

### Bottom Line

God will make everything right in the end.

### Monthly Memory Verse

*Let us not become tired of doing good. At the right time we will gather a crop if we don't give up.* • Galatians 6:9 NIRV

15 min

# Large Group Opener

5 min

## Opener

### What You Need

No supplies needed

*AUDIO: Play high-energy music as kids enter.*

*SLIDE: Theme*

*Optional Video: Theme Loop*

*(Host enters with energy and excitement.)*

*Optional Video: Countdown*

*Optional Video: Theme Intro*

*Optional Video: Theme Loop*

*(Things to have ready: Table set up at the front of the game area. Random object on the table. Game title slide. Clear/blurry game slides numbered 1-20. Bottom Line slide.)*

### WELCOME

*Host has lots of energy as he or she welcomes everyone to [Name of Environment]. Host is relatable and inviting. Host can talk about something that happened culturally throughout the week like a big sports game, movie opening, a viral video on YouTube, etc. Host tells them how excited he or she is that they're there and briefly runs through what they can expect. This is especially helpful for first-time guests to make them feel like they know what's happening.*

### OPENER

**HOST:** "Hey, everyone! What's up? I'm really glad you're here today. Today is a super-special day! Not only are we in the last week of our series for the month, but we're in the last week of something we've been doing all year—going through the story God is telling in the Bible!

"Our series this month totally ties into what we're going to look at today. The theme of this month is 'TREK: Don't Stop, Don't Give Up—God's with You!' And today we're going to look at the ending for every Jesus-follower, when God is going to be with us, forever!

"So before we do anything else today, let's warm up with a few quick would-you-rather questions. Tell someone next to you what you would choose.

"Would you rather be lost on a hike with no map at all and just follow the trail, or be lost but have someone with you who knows the way?

*(Pause while kids share their answer with someone next to them.)*

"Who here would rather just follow the trail? Raise your hands!

*(Pause while kids raise their hands.)*

"Alright ... interesting. There's some bold confidence in this room!

"Next one. Would you rather go on a hike where everything goes exactly as planned, or go on a hike where everything goes wrong, but you still somehow make it to the end? Tell your answer to your neighbor.

*(Pause while kids share their answer with someone next to them.)*

"Okay, raise your hand if you chose the second option!

10 min

## Large Group Game | Wait for It!

### What You Need

👤	Host	1
👤	Table	1
👤	Random object—like a cup, a silly hat, or a rubber chicken	1
👤	kid volunteers for every few rounds you do (Ask for new volunteers every few rounds!)	2

*(Pause while kids raise their hands.)*

"Yeah ... I had a feeling some of you would choose the last option. This is making me want to take a hiking trip this summer!"

### What You Do:

- Download the slides or optional videos and have them ready to use. If you do not have screen capabilities, you have Orange's permission to enlarge and print the slides on paper.
- Refer to week 1 to confirm that your church has appropriate licensing to perform or play music and sound effects in your kids' environments.
- Set up the table at the front of the game area. Put the random object on the table for the game.

"Alright, now let's jump into a game that fits this idea perfectly. Today's game is called 'Wait for It!'"

*SLIDE: Wait for It! Title*

*AUDIO: Upbeat music*

"In a second, a picture is going to show up on the screen, but it's going to be super blurry. I'm going to need two volunteers, and when one of you thinks you know what the picture actually is, try to be the first one to grab the object. Whoever grabs it first gets to give the answer."

"If you're right, you win the round. If you're wrong, the guess goes to the other player. After each round, we'll reveal the clear image so everyone can see what it really was."

"Ready? Let's call up some volunteers! Raise your hand if you'd like to play!"

*(Pick two volunteers from the kids who have their hands raised and call them up to the front of the game area. Direct them to stand on one side of the table, facing the screen, with their hands behind their back.)*

"Okay, friends! Start with your hands behind your back. Whichever one of you grabs the object first gets to answer! Let's see what our first picture is!"

*(Cue the first blurry game slide on the screen. Whichever kid grabs the object from the table first gets to answer. If they get the answer right, show the clear image on the screen, and start another round. If they get the answer wrong, the other kid gets to guess.)*

"Great job, you guys! Okay, let's play another round. Get ready!"

*(Make sure to place the random object back on the table at the start of each round.)*

*(Play two or three rounds, then ask for two new volunteers. Continue until all the game slides have been used—there are 10 pairs of clear/blurry pictures, so you can play the game for 10 rounds.)*

"Nice job to everyone who played! Let's give them a hand! You guys can take your seats.

"Once you saw the picture clearly, it felt obvious what it was, right? But when it was blurry, it was easy to guess wrong.

"Here's why we started this way today: When you don't see the full picture, it's easy to get confused about what's really going on. And a lot of the time, life can feel like that, especially when things are hard or unfinished.

"Today, we're going to talk about a promise God makes about how the story ends, even when 'right now' doesn't feel very clear.

"Looks like it's time to check out our Bottom Line for today! Let's see what it says.

*SLIDE: Bottom Line*

**[Bottom Line]** "God will make everything right in the end. Let's all say it together!"

**HOST AND KIDS:** **[Bottom Line]** "God will make everything right in the end."

**HOST:** "Great job! Thanks for playing our game with me, friends! We've got an awesome Bible Story coming up—let's go hear about the amazing ending to our story!"

11 min

# Worship Option 1 | Amazing Music

3 min

## Move | Worship Song

### What You Need

No supplies needed

3 min

## One Day | Worship Song

### What You Need

No supplies needed

*Note: We've suggested worship songs below from Amazing Music and Orange Kids Music. We've created these worship resources to be developmentally appropriate for elementary and preteen kids by incorporating simple, direct language, fun dance movements, and upbeat, current arrangements.*

*We've chosen specific songs that amplify our teaching content for this month. We recommend that you use these songs as scripted below, or combined with other popular worship songs that your kids know and love. Orange Kids Music can be purchased at [store.thinkorange.com](http://store.thinkorange.com). Amazing Music is available on APlay with Amazing+, or as an Add-On.*

*(Worship Leaders enter as Host exits.)*

**WORSHIP LEADER:** "Hey, everyone! I'm really glad we get to worship together today. When we worship, we're reminded that God is bigger than what we're facing right now. Even when life feels unfinished or confusing, God is still with us, and He's still working. This first song is full of energy, and it reminds us that God is active and present. As we sing, don't just stand—jump in, move around, and let this be a moment when you focus your heart and your mind on God. Let's stand up and worship together!"

*SONG: "Move" Dance Motion, Lyric or Instrumental Lyric Videos are available with Amazing Music on APlay*

"That was awesome! When we sing about God moving, we're reminding ourselves that He isn't distant or silent. God is at work, even in the parts of our story that don't make sense yet.

"Wow! You all sang that like you meant it! Now, let's sing another song that helps us remember something so important that Jesus gives us—freedom! When we follow Him, we don't have to worry or try to be the best. Jesus already loves us completely! Let's sing this one loud!"

"Our next song is called 'One Day.' This song points us toward hope, toward the promise that God has given us about the future. It reminds us that one day, God will make everything right, even if things aren't right yet. Let's keep worshipping together.

*SONG: "One Day" Dance Motion, Lyric or Instrumental Lyric Videos are available with Amazing Music on APlay*

"You all sounded great! Remember, worship isn't just something we do with music. Worship is how we choose to trust God, follow Him, and keep going, especially while we're waiting for the day when He makes everything new."

5 min

## Memory Verse

### What You Need

No supplies needed

"Now it's time to look at our Memory Verse for this month! It's found in Galatians 6:9. I'll read it first, and then I'll lead you through it!

*SLIDE: Memory Verse*

**WORSHIP LEADER:** *"Let us not become tired of doing good. At the right time we will gather a crop if we don't give up. —Galatians 6:9 NIV"*

"Now, let me guide you through it! Let's say it nice and loud!"

**WORSHIP LEADER:** *"Let us not"*

**KIDS AND WORSHIP LEADER:** *"Let us not"*

**WORSHIP LEADER:** *"become tired of doing good."*

**KIDS AND WORSHIP LEADER:** *"become tired of doing good."*

**WORSHIP LEADER:** *"At the right time"*

**KIDS AND WORSHIP LEADER:** *"At the right time"*

**WORSHIP LEADER:** *"we will gather a crop"*

**KIDS AND WORSHIP LEADER:** *"we will gather a crop"*

**WORSHIP LEADER:** *"if we don't give up."*

**KIDS AND WORSHIP LEADER:** *"if we don't give up."*

**WORSHIP LEADER:** *"Galatians 6:9!"*

**KIDS AND WORSHIP LEADER:** *"Galatians 6:9!"*

**WORSHIP LEADER:** *"Great job, friends! Crops were good things! They are food as a result of hard work. So if we do good, if we don't give up doing good, God promises that we will gather something good!"*

10 min

# Worship Option 2 | Orange Kids Music

5 min

## Never Give Up | Orange Kids Music

### What You Need

No supplies needed

5 min

## Can't Stop Won't Stop | Worship song

### What You Need

No supplies needed

*Note: We've suggested worship songs below from Amazing Music and Orange Kids Music. We've created these worship resources to be developmentally appropriate for elementary and preteen kids by incorporating simple, direct language, fun dance movements, and upbeat, current arrangements.*

*We've chosen specific songs that amplify our teaching content for this month. We recommend that you use these songs as scripted below, or combined with other popular worship songs that your kids know and love. Orange Kids Music can be purchased at [store.thinkorange.com](http://store.thinkorange.com). Amazing Music is available on APlay with Amazing+, or as an Add-On.*

**WORSHIP LEADER:** "Alright, everyone, let's get ready to worship! This is our chance to celebrate how good God is! He made each one of us, He loves us more than we can imagine, and He's always with us, no matter what we're going through.

"Remember, when we sing, we're not just saying words, we're thanking God for who He is and all the amazing things He's done. So come on, let's stand up, smile big, and sing out loud to show God how much we love Him!

*SONG: "Never Give Up" available on [Store.ThinkOrange.com](http://Store.ThinkOrange.com)*

"You guys sound amazing! Did you know God hears every word? He loves it when we take time to worship Him—not just with our voices, but with our lives. Let's keep worshipping together!

*SONG: "Can't Stop Won't Stop" available on [Store.ThinkOrange.com](http://Store.ThinkOrange.com)*

"Great job, everyone! I love worshipping God with you all! Here's what we can remember today: Worship doesn't stop here. You can keep worshipping God all through this week by the way you live, the way you treat people, and the way you trust Him.

62 min

# Bible Story

*Note: We're so excited to be going through key stories of the Bible this year and learning more about its Author—God! It's God's Big Story! But to provide you with flexibility as you experience God's Big Story in your own unique setting, there's more than one way to use the following script!*

*If you want to follow "God's Big Story," read the following script straight through. Each week will build on the previous ones. But, if your church wants to teach a Large Group session without connecting it to what has come before, there are two sections in the script below that are optional—"God's Big Story Opener" and "God's Big Story Closer." (Or if you are joining us at some point throughout the year, you can opt out of the God's Big Story part and just join us as we journey through the rest of the story of Scripture!) We're going to go through the Bible as we teach throughout the year, but whether or not you share God's Big Story each week is up to you!*

*Whatever way you decide to use the following, know that we're praying diligently for you—we're asking God to help kids see and believe that He loves them, He invented them, and He wants to be their closest Friend. Forever. It's an honor to get to know God with you through the Bible this year!*

12 min

## StoryLab Bible Story | Video

### What You Need

No supplies needed

12 min

## So and So Show Bible Story | Video

### What You Need

No supplies needed

38 min

## Bible Story (Live)

### What You Need

Communicator	1
Table	1
Bible	1
trail marker signs (provided) "Teaching Printable 1" (Sin) "Teaching Printable 2" (Suffering) "Teaching Printable 3" (Questions) "Teaching Printable 4" (Loss) "Teaching Printable 5" (Everything New)	5
Optional: Laminator	1

### What You Do:

- Download the slides and have them ready to use. If you do not have screen capabilities, you have Orange's permission to enlarge and print the slides on paper.
- Confirm that your church has appropriate licensing to perform or play music and sound effects in your kids' environments (see above under Opener).
- Cut the piece of construction paper into a heart and add marks to it with the marker, rip the heart a little, and make it look rough.
- Put the tissue box, bandage/gauze, construction paper heart, and cardboard box on the table for the Storyteller.
- Put the wrapped gift box backstage or under the table so it stays hidden until it's used during the teaching.
- *Optional: Set the confetti cannon(s) on the table. (There will be several opportunities to shoot confetti cannons, or feel free to use whatever method is celebratory for your environment. Reaching the end of the story of the entire Bible and talking about heaven are great reasons to celebrate!)*

*(Things to have ready: Set up the table at the front of the teaching area so the Communicator can place their Bible on it and read from it. Five trail marker signs that are provided, printed on the table.)*

### INTRODUCTION

**COMMUNICATOR:** "Hey, everyone! I'm so glad you're here today! All month long, we've been talking about what it looks like to keep going and not give up, even when the journey isn't easy. Our theme this month has been called, 'TREK: Don't Stop, Don't Give Up—God's with You!'

"And one thing you've probably already figured out is that life doesn't always go the way we expect it to. Even when we try to do the right thing. Even when we trust God. Even when we hope things will work out.

"Most of the time, we're just seeing what's right in front of us. The next step. The next challenge. The next thing we don't quite understand yet. And when that's all you can see, it can be hard to know where the story is actually headed.

"Today, we're going to talk about the ending of the story that God has written for us. But before we get there, it's important to talk honestly about where we are right now.

### TENSION

**COMMUNICATOR:** "Here's something we all start to notice as we grow up: The world is a mix of really good things and really hard things.

"There are moments that feel joyful and exciting, like laughing with friends, feeling proud of yourself, and looking forward to something fun. But there are also moments that feel disappointing, confusing, or painful. Maybe someone you care about gets hurt, a friendship changes, a prayer doesn't get answered the way you hoped, or something breaks that you really wanted to last.

"The Bible explains why life feels this way. It tells us that when sin entered the world, brokenness came with it. Not just big, obvious brokenness, but everyday brokenness too. The kind that shows up in arguments, sickness, loss, fear, and things not turning out the way they

should. That brokenness affects everything, even people who love God and want to follow Him.

"And because of that, life doesn't always make sense.

"You can believe in God and still feel sad. You can trust God and still feel disappointed. You can follow God and still walk through hard things.

"That can feel confusing, especially when we hear that God is good and powerful. Because if God is good, why doesn't He fix everything right away? And if God is powerful, why do we still see so much brokenness around us?

"Those questions don't mean something is wrong with your faith. They mean you're living in a broken world.

"Right now, we're living in the middle of God's story. God created a good world. Sin damaged it. And God promised He's not finished yet. That's why doing the right thing can feel tiring sometimes. That's why trusting God can feel hard sometimes. And that's why the idea of 'don't give up' matters so much, because giving up can feel easier when you're tired of waiting.

"The world is broken, but God has a plan to fix it. We know hard things happen, but God hasn't given up on His creation. The exciting part is, God is going to make everything right in the end. Knowing this can actually help us keep going right now, in the middle of the story.

"And that's where God's Word meets us next.

### **GOD'S BIG STORY OPENER (OPTIONAL)**

**COMMUNICATOR:** "But before we get to the END of the story, let's remember something really special we're doing this year, and today is actually our last week of our journey. We've been going through the entire Bible to see the big story in it and get to know who God is. We've been going through God's Big Story.

*SLIDE: God's Big Story*

"Since this week is our very last week in God's Big Story, I'm going to do something a little bit different—I'm going to tell you the whole thing! This is the Big Story God has been telling in the entire Bible! (*Gesture to slide.*)

*(If you have the Timeline Images up, feel free to point to them as you talk about them.)*

"You might remember that, in the beginning, God created everything. He made the world, the animals, people ... everything! God made the first people for the same reason He made all people—to be His close, close friends. But sadly, the first people God made chose to turn away from Him and sin. God wanted people to be close to Him, but they couldn't anymore. Pain, sickness, and death entered the world too.

"But God didn't want to leave things that way. So He put His rescue plan in motion right from the start!

"God was going to rescue everything through a family! God chose a man named Abraham and promised that his family would bless the whole world. Abraham had a great-grandson named Joseph, who became a leader in Egypt and saved his family—God's people. Over time, God's people grew but were enslaved by a new Pharaoh. 'Help us!' they cried out to God. God freed His people and brought them to the super-nice home He had designed for them, the Promised Land.

"After God's people were settled in the Promised Land, they disobeyed God—again and again and again. Even the kings God gave them rebelled! So, God split the nation in two—into the northern kingdom of Israel and the southern kingdom of Judah. Prophets spoke for God, saying, 'Come back to Me!' But the people refused to listen. The northern kingdom of Israel was destroyed, and the southern kingdom of Judah was taken captive. Oh no! After years in exile, some of God's people returned to rebuild their homeland, while others stayed in foreign lands.

"During that sad time, God kept sending messages to His people about the Rescuer He had promised long ago. 'God's Rescuer is going to come like this!' the prophets said. But for years and years, nothing happened.

"And then it did! God sent Jesus, the Rescuer we needed, just like He promised! While Jesus was on Earth, He showed us who God is because He is God!

"Jesus lived a perfect life, and He gave that perfect life to pay the price for our sin. Because He never did anything wrong, Jesus was able to take on our sin. With His own life, He paid for all the wrong things anyone has ever done or ever will do. He broke the curse of sin we were under. He set us free. With sin paid for, we could be close to God again! What God had been working on in His Big Story was finally coming true!

"And then Jesus did something else amazing. He rose back to life! Jesus beat death! Our Rescuer, who loves us, is alive and our friend forever and ever.

"But Jesus' friends were confused. Why did Jesus die? Why did He rise again? Jesus spent the next several days on Earth explaining what He had done and why.

"Jesus explained that He was going to leave, but He was going to be with His followers in a new way. He was going to be closer than close, like He always wanted to be!

"Then, Jesus went back to heaven. But He sent the gift He had promised—the Holy Spirit! The Holy Spirit is God's very Spirit living in Jesus' followers. And with God's Spirit living in them, God's followers began to do amazing things!

"With the guidance and strength of the Holy Spirit, Jesus' followers started to tell people about God and His great love! More and more people were becoming followers of Jesus and starting their forever-long friendship with Him! But there was one very dangerous man, Paul, who wanted to put a stop to its spread. But after Paul met Jesus on the road to Damascus, Paul went from hating Jesus-followers to being one of the greatest Jesus-followers who ever lived.

"All of the Jesus-followers, filled with God's Holy Spirit, continued to tell the world about Jesus and His great love! This is the part of God's Big Story that we live in now.

"But let me tell you about the future God wrote for us. One day, Jesus is coming back. And you know all of that pain, sickness, and death we

still experience? Anything that makes you cry or makes your heart hurt? Well, He is going to end it! He is going to come back to the world and fix everything that is broken.

"Then God is going to bring His home, heaven, right down to earth. God is going to live with His people, like He has always wanted! Like it was in the Garden of Eden! We will live with God forever!

"That is your future. That is your forever. Your friendship with God starts right now and goes on into forever. He is going to be close to you, like He has always wanted to be!

"And now you know the whole story, God's Big Story, of the entire Bible! Way to go!

*(The following section is optional.)*

"Do you want to know the short version of God's Big Story? Let's do it! So here is God's Big Story—the story of the whole Bible—short version!

"In the beginning, God made people to be His close, close friends. But they ushered in sin and couldn't be close to God anymore. But that wouldn't do because God loves us so much! So God started His great rescue plan. God worked for years and years until it came. The rescue plan was Jesus! Jesus gave His perfect life, broke the curse of sin, and rose from the dead. Now anyone who believes in what Jesus did for them can be God's friend forever! Then Jesus went back to heaven and sent His Holy Spirit to live inside of His followers. We are all going around right now, teaching people about God and His great love, so more and more people can be God's friends. Then Jesus is going to come back and fix the pain, sickness, and death that is still in the world. And we will live with Him as His friends forever in this fixed world, just like He always wanted! We are going to be God's friends forever!

"And that's the story of the entire Bible! Great job!"

## TRUTH

**COMMUNICATOR:** "Let's take a closer look at what God says about how this story ends.

"We've been talking all month long about being on a 'TREK,' a long journey where you don't always see the destination while you're still walking. On a real trail, markers help you understand where you are, remind you what you've already walked through, and give you confidence that you're still on the right path. We're going to use some trail markers to help us see the truth God gives us about the way our story ends in the book of Revelation.

"Let me give you a little backstory about how we got this information about how our story ends.

"The book of Revelation was written by John, one of Jesus' closest friends. By the time John wrote this, following Jesus wasn't safe or easy. Christians were being arrested, treated unfairly, and sometimes killed. John himself was sent away to live on a remote island called Patmos, not because he did something wrong, but because he wouldn't stop telling people about Jesus.

"John wasn't living a comfortable life when God gave him this vision. He was isolated, older, and surrounded by uncertainty. And the people who

first read his words were tired. They were wondering if following Jesus was really worth it. They were asking the same kinds of questions we still ask today.

"Now let's start with the first trail marker. I need a volunteer! Raise your hand if you'd like to help me!

*(Pick one kid from the ones who have their hands raised and invite them to join you at the front of the teaching area. Hand them the trail marker that says, "Sin." Have them stand to the side and hold the sign up so the audience can see.)*

"This marker says, 'Sin.' Way in the beginning, in the very first book of the Bible, God made the whole world, and He made human beings! The first people were Adam and Eve; they chose to disobey God, and from that moment, sin entered the world. Since the beginning, every single person has dealt with sin. And that's why Jesus came and gave His perfect life! So we could be free from sin.

"I need another volunteer! Raise your hand if you'd like to help me!

*(Pick a second kid from the ones who have their hands raised and invite them to the front of the teaching area. Hand them the trail marker that says, "Suffering." Have them stand next to the first kid and hold the sign up so the audience can see.)*

"This marker says, 'Suffering.'

"Suffering is the kind of pain that changes you. It can look like sickness. Loss. Ongoing hurt. John knew suffering. The people who read Revelation knew suffering. And many of you know suffering too, even if it looks different than it does for adults. The Bible never pretends suffering isn't real. God never tells us to ignore it or rush past it. We actually have hope that God helps us in suffering now, and God promises that eventually, all suffering will be taken away.

"Okay, I need a third helper! Raise your hand if you'd like to volunteer!

*(Pick a third kid from the ones who have their hands raised and invite them to the front of the teaching area. Hand them the trail marker that says, "Questions." Have them stand next to the second kid and hold the sign up so the audience can see.)*

"This marker says, 'Questions.'

"Questions are what happen when faith and real life collide. Questions like: 'Why did this happen?' 'Why didn't God stop it?' 'Why does this still hurt?' Questions don't mean you're failing. Questions are often part of faith. They show up when you're paying attention and when you care deeply.

"I need a fourth helper! Raise your hand if you'd like to volunteer!

*(Pick a fourth kid from the ones who have their hands raised and invite them to the front of the teaching area. Hand them the trail marker that says, "Loss." Have them stand next to the third kid and hold the sign up so the audience can see.)*

"This marker says, 'Loss.'

"Loss reminds us that things matter. People matter. Loss hurts because love was real. God never tells us to pretend loss doesn't hurt. You might move, or maybe a friend moves. Or someone you know might pass away. Loss is a part of life.

"Sin. Suffering. Questions. Loss.

"These trail markers describe real parts of the 'TREK' we're walking right now. They're honest. They're real. We can't ignore that there will be sad times. And God doesn't ignore any of it either. But they aren't the end of the trail.

"This is where God shared something powerful with John—God shared about our forever future, which can give us hope for the present.

*(Open the Bible and read Revelation 21:3-4 NlrV.)*  
*I heard a loud voice from the throne. It said, "Look! God now makes his home with the people. He will live with them. They will be his people. And God himself will be with them and be their God. 'He will wipe away every tear from their eyes. There will be no more death.' And there will be no more sadness. There will be no more crying or pain. Things are no longer the way they used to be."*

"Those words were written to people who were hurting. To people who were tired. To people who were wondering if things would ever change. And God didn't say, 'Just deal with it.' He said, 'This is not how the story ends.'

"Okay, friends! I need one more helper! Raise your hand if you'd like to volunteer!

*(Pick a fifth kid from the ones who have their hands raised and invite them to the front of the teaching area. Hand them the trail marker that says, "Everything New," and have them stand front and center. Have them hold the sign high above their head so the audience can see.)*

"This last marker says, 'Everything New.' Listen to what God told John next:

*(Open the Bible and read Revelation 21:5 NlrV.)*

*He who was sitting on the throne said, "I am making everything new!" Then he said, "Write this down. You can trust these words. They are true."*

"That sentence changes everything. God didn't say He was going to make everything disappear. He didn't say He was going to throw the world away. He said He was going to make everything new. Restored and healed!

"Then an angel even showed John the heavenly city itself with the river of life flowing down the main street, shaded by the magnificent tree of life.

*(Open the Bible and read Revelation 22:2b-5 NlrV.)*

*"The leaves of the tree bring healing to the nations. There will no longer be any curse. The throne of God and of the Lamb will be in the city. God's servants will serve him. They will see his face. His name will be on their foreheads. There will be no more night. They will not need the light of a lamp or the light of the sun. The Lord God will give them light. They will rule for ever and ever."*

"Did you catch that? When Jesus returns, the terrible curse of sin won't have any more power over God's children. Ever. We will get to live in perfect relationship with God, and we'll do the amazing work of taking care of all He created. Forever. When you choose to follow Jesus, that's the true end of your story. Or maybe we should say ... the beginning.

"We have so much to look forward to! Jesus is coming back! There won't be any more sin. Nothing will hurt our hearts anymore! God will bring full restoration. God will make His home with His people!

"Right now, we still see these trail markers in our lives. Sin. Suffering. Questions. Loss. They are real!

"But Revelation shows us they aren't the final markers. The final marker is hope. The final marker is healing. The final marker is wholeness. God will make everything right in the end.

"And because we know where the trail leads, where the trek of our lives ends, we can keep going, even when the middle is hard.

"Thank you, helpers! You can have a seat!"

## APPLICATION

**COMMUNICATOR:** “So what does this mean for us right now?

“Most of us aren’t walking through life thinking about the end of our stories every day. We’re thinking about school, friendships, family stuff, stress, pressure, and whatever feels hardest this week. And in the middle of all that, it can be easy to feel like this world is all there is—like the broken parts are permanent, and the hard stuff is just something we have to live with forever.

“But Revelation reminds us that’s not true. God isn’t ignoring the brokenness we see. He’s not surprised by it. And He’s not finished yet. Even when life feels messy or unfair, God is moving the story toward restoration. Toward healing. Toward everything being made new.

“That doesn’t mean hard things magically stop happening right now. We still live in a broken world. We still walk past the markers of hard times, suffering, questions, and loss. But knowing where the trail ends, what our forever future really is, changes how we walk through the middle.

“It means we don’t have to give up when things feel heavy. It means we don’t have to lose hope when answers take time. It means we can keep trusting God, even when life doesn’t feel right yet. Because God has promised that what’s broken won’t stay broken forever.

“So when you face disappointment, you can remember that God is still writing the story. When you feel tired of doing the right thing, you can remember that your faithfulness matters. When you wonder if God sees what you’re walking through, you can remember that He does, and that one day, He will wipe away every tear.

“Knowing the ending doesn’t erase the struggle, but it does give us courage to keep going.

“We live differently when we believe that God will make everything right in the end. We choose hope instead of quitting. We choose trust instead of giving up. We choose faith instead of fear. Not because everything is easy, but because God is faithful.

“And that’s how this promise shapes our lives right now, in the middle of the ‘TREK.’

“If you haven’t chosen to follow Jesus and make Him Lord of your life and your Savior, you can today! We would love to pray with you. You can pray to Jesus a simple prayer like this: ‘Lord, I’m a sinner. I have made wrong choices that go against You. I’m sorry. I want to follow You with my whole life. Would You take away the sin in my life and wash me clean? I’m Yours. I want to be with You forever. Jesus, thank You for taking my place, dying for me, and rising again so I can be free and have eternal life. I love You. In Jesus’ name. Amen.’

#### **GOD’S BIG STORY CLOSER (OPTIONAL)**

**COMMUNICATOR:** “Let’s take a look at the progress we made in God’s Big Story this week! We are at the last two pictures! Right now, we’re living in this picture right here of the Church. We are to tell more and more people about Jesus so more and more people become God’s friends forever. And then we’ll live with Him forever in this last picture—heaven! Hooray!

*SLIDE: God’s Big Story*

“This is it! This is the ending to the whole story! And what has God wanted since the very beginning? Closeness! That’s what His plan has been all along. That’s what His Big Story has been about all along. One day, Jesus is going to come back. He is going to put an end to pain, sickness, and death! And then, God’s home, heaven, is going to come down to earth, and we are going to live with God forever in this new

heaven and new earth! God has wanted closeness, and He has worked throughout this entire story to get it. And we will be close with Him, forever, because He purchased that for us. I can't wait to spend forever in heaven with you and Jesus! It's going to be so amazing! Thank You, God, for Your Big Story!

*SLIDE: Week 5 Timeline Image*

*(If you're making a timeline of printed images on your wall, take this moment to place today's Timeline Image on the clothesline.)*

"This week we learned about the forever-future of every Jesus-follower: heaven!"

"And that's the last image of God's Big Story!"

8 min

# Closing

5 min

## LANDING

### What You Need

No supplies needed

3 min

## PRAYER

### What You Need

No supplies needed

**COMMUNICATOR:** "So as we wrap up today, here's what I want you to remember. Following God doesn't mean life suddenly becomes easy or that hard things stop happening. We still live in a broken world. We still walk through hard times, suffering, questions, and loss. But today's Bible Story reminds us that those things aren't the end of the trail. God is still at work, even when we're in the middle of the journey, and He has promised that the story ends with everything being made new.

"And that's what our Bottom Line today is all about. Let's see what it says.

*SLIDE: Bottom Line*

**[Bottom Line]** "God will make everything right in the end. Say that with me."

**COMMUNICATOR AND KIDS:** **[Bottom Line]** "God will make everything right in the end."

**COMMUNICATOR:** "Before we head to small groups, I want to leave you with one last question to think about.

*SLIDE: Conversation Starter*

**[Conversation Starter]** "What do you think heaven will be like?"

"Today, we talked about God making everything right in the end! There won't be any more brokenness or pain, but hope. A world remade. A story restored. Everything made right again. And knowing where the trail ends helps us keep going when the middle feels hard.

"A lot of the time, our lives feel like that middle part of the trek. We see the hard trail markers right in front of us, but we can't always see the ending yet. Today's Bible Story reminds us of the ending of this whole trail. It is so, so gorgeous, and amazing, and forever. And God invites us to keep trusting Him while we walk this trek until we get to our amazing ending.

"So as you head to small groups, talk honestly about what you imagine heaven will be like. Talk about which parts of life you're most ready for God to make new. And talk about how knowing the ending of the story helps you keep going right now. Because just like we saw today, God doesn't wait until everything is easy to give us hope. He gives us hope so we can keep going.

**COMMUNICATOR:** "Let's pray together, friends.

"God, thank You for being with us on the journey. Thank You that even when life feels hard, confusing, or unfinished, You haven't given up on this world or on us. Thank You for the promise that You're making everything new and that brokenness, pain, and loss won't last forever.

"Help us trust You when we're walking through the middle of the story. When we see hard times, when we have questions, or when things don't feel right yet, remind us of the great, great forever that is coming. Give us hope to keep going, courage to keep trusting You, and faith to believe that You are always at work, even when we can't see it. We love You, and we pray these things in Jesus' name. Amen."

*AUDIO: Play calm music as the kids exit.*  
*SLIDE: Theme*  
*Optional Video: Theme Loop*

# Getting Ready | Preteen Large Group

## GETTING READY

Here's everything you need to know to get ready for this week.

### APlay

Get the most out of your curriculum with **APlay!** [JoinAPlay.com](https://www.joinaplay.com) is an all-in-one media organization and presentation tool. Experience all of your Orange Curriculum media assets, now pre-built and fully customizable. No more sorting through multiple download folders.

**APlay** is free with your curriculum subscription and packed with features to help your weekly experience run smoother. **APlay** gives you more time to focus on what truly matters—more ministry, less media management with Apple TV-based media solutions.

**Story: Communicating God's Truth in Engaging Ways (25 minutes)**

**Worship: Inviting People to Respond to God (10 minutes)**

### 1. Opener

#### What You Need:

- Host
- Table
- Random object—like a cup, a silly hat, or a rubber chicken
- 2 kid volunteers for every few rounds you do (Ask for new volunteers every few rounds!)

#### Music and Sound Effects:

- Upbeat music to use as kids enter the room
- Upbeat music to use for the game

#### Large Group Visuals:

- Theme Slide
- "Wait for It! Title" Slide
- Game Slides 1-20
- Bottom Line Slide

#### Optional Videos:

- Theme Loop
- Countdown
- Theme Intro

#### What You Do:

- Download the slides or optional videos and have them ready to use. If you do not have screen capabilities, you have Orange's permission to enlarge and print the slides on paper.
- Refer to week 1 to confirm that your church has appropriate licensing to perform or play music and sound effects in your kids' environments.
- Set up the table at the front of the game area. Put the random object on the table for the game.

### 2. Worship and Memory Verse

#### What You Need:

- Worship Leader(s)

#### Music and Sound Effects:

- "Move" - available on APlay with Amazing Music

- "One Day" - available on APlay with Amazing Music
- "Never Give Up" - available on Store.ThinkOrange.com
- "Can't Stop Won't Stop" - available on Store.ThinkOrange.com

#### **Large Group Visuals:**

- Theme Slide
- Memory Verse Slide

#### **Optional Videos for Orange Kids Music**

- "Never Give Up" Dance Moves Video or Live Lyrics Video (available through Store.ThinkOrange.com)
- "Can't Stop, Won't Stop" Dance Moves Video or Live Lyrics Video (available through Store.ThinkOrange.com)

#### **What You Do:**

- If you are utilizing the suggested songs from **Amazing Music-**, search for your desired video resource for each song under the Worship section on APlay and add to your service!
- You can access Amazing Music's Dance Motion, Lyric, and Instrumental Videos in APlay under the Worship section.
- Amazing Music Song Trainings are available in Amazing Leaders and FREE on YouTube. <https://www.youtube.com/@AmazingKidsMusic>
- If you are utilizing the **Orange Kids Music** suggestions, simply purchase and download from Store.ThinkOrange.com! You can upload these into APlay for easy use with your 252 curriculum.
- Dance Motion Videos and Lyrics Videos are available for Orange Kids Music songs. For more information, visit Store.ThinkOrange.com.
- *Make sure your church has obtained licensing rights to play or perform music. You can obtain a license to perform worship music from Christian Copyright Licensing International ([www.ccli.com](http://www.ccli.com)). It covers over 200,000 worship songs for congregational singing. You are responsible for including the copyright information on all songs reproduced under the Church Copyright License (including song lyrics projected onscreen). This includes the song title, writer credit(s), copyright notice, and your church's CCLI license number. You can include this information on one of the lyric slides, or you can create a separate slide detailing this information, but the copyright information must appear at least once for each song you play or perform. For example:*

*"Hallelujah" words and music by John Doe*

©2000 Good Music Co.

CCLI License # 0000

### **3. Bible Story**

#### **What You Need:**

- Communicator
- Bible
- Table
- 5 trail marker signs (provided)
  - "Teaching Printable 1" (Sin)
  - "Teaching Printable 2" (Suffering)
  - "Teaching Printable 3" (Questions)
  - "Teaching Printable 4" (Loss)
  - "Teaching Printable 5" (Everything New)
- *Optional: Laminator*

**Music and Sound Effects:**

- Soft underscore
- Calm music to use as kids exit the room

**Large Group Visuals:**

- Theme Background Slide
- Bottom Line Slide
- Conversation Starter Slide
- Theme Slide
- "Teaching Printable 1" (Sin)
- "Teaching Printable 2" (Suffering)
- "Teaching Printable 3" (Questions)
- "Teaching Printable 4" (Loss)
- "Teaching Printable 5" (Everything New)

**Optional for God's Big Story:**

- Clothesline and clothespins for the timeline in your room
- God's Big Story Slide
- Week 5 Timeline Image Slide
- We recommend that you create a timeline in your Large Group room that you can add to throughout this curriculum year as we travel through the Bible. This can be a simple clothesline or a section of the wall where you can hang the printed Timeline Images in order, week by week. We'll provide a Timeline Image for each week of the curriculum. There are two versions of each Timeline Image—a slide and a print version. A digital [God's Big Story poster](#) is available as well in the Orange Store.

**Optional Video: (available in APlay)**

Our Large Group scripts are interchangeable with these videos so you can plug and play the way you need to each week.

**For 252 Kids (Kindergarten through 3rd grade):**

- StoryLab: Invite elementary kids to engage with inquisitive young hosts as they explore core biblical truths and stories in a STEAM-inspired setting.

**For 252 Preteen (4th and 5th grade):**

- The So & So Show: Guide preteens to explore questions of faith through a YouTube-style show full of humor and lots of zany fun.

**Additional environment enhancements including:**

- Motion graphics, including loops
- Countdown video

**What You Do:**

- Download the slides and have them ready to use. If you do not have screen capabilities, you have Orange's permission to enlarge and print the slides on paper.
- Confirm that your church has appropriate licensing to perform or play music and sound effects in your kids' environments (see above under Opener).
- Print out the five trail marker signs that are provided: "Sin," "Suffering," "Questions," "Loss," and "Everything New." Laminate them if you'd like to.

# Supplies

## Large Group Game | Wait for It!

	Quantity
1. Host	1
2. Table	1
3. Random object—like a cup, a silly hat, or a rubber chicken	1
4. kid volunteers for every few rounds you do (Ask for new volunteers every few rounds!)	2

## Bible Story (Live)

	Quantity
1. Communicator	1
2. Table	1
3. Bible	1
4. trail marker signs (provided) "Teaching Printable 1" (Sin) "Teaching Printable 2" (Suffering) "Teaching Printable 3" (Questions) "Teaching Printable 4" (Loss) "Teaching Printable 5" (Everything New)	5
5. Optional: Laminator	1