

WEEK

ONE

3-5's | W1

Today's Suggested Schedule—May 2026, Week 1

Bible Story: Villages, Towns, Countryside • Mark 6:53-56

Jesus cares about everyone.

Key Question: Who does Jesus care about?

Bottom Line: Jesus cares about everyone.

Memory Verse: *How wide and long and high and deep is the love of Christ.* • Ephesians 3:18 NIV

Loud sounds, bright lights, and large groups can be overwhelming or overstimulating for some children. To create a more inclusive large group experience, consider offering adaptive tools like noise-canceling headphones, sunglasses, sensory-friendly items, or access to modified spaces.

Prelude: Setting the tone for the experience

See the **Getting Ready** pages at the end of this document for a detailed description of what you'll need for today.

Small Group (15 minutes)

Social: Providing time for fun interaction

Doctor Kit Relay

Everyone

Community Helper Dress-Up

Large Group (20 minutes)

Worship: Inviting people to respond to God

Story: Communicating God's truth in engaging ways

Worship

Bible Story

Prayer

Small Group (25 minutes)

Groups: Creating a safe place to connect

Memory Verse with Motions

Villages and Countrysides Game

Watch Your Heartbeat*

Everyone, Everywhere Corners

Flat Jesus

Journal and Prayer

Home: Prompting action beyond the experience

Going Home

Memory Verse Card

Parent Cue Card (print or email)

Parent Cue App



Bible Story

Villages, Towns, Countryside • Mark 6:53-56

Jesus cares about everyone.

Key Question

Who does Jesus care about?

Bottom Line

Jesus cares about everyone.

Memory Verse

How wide and long and high and deep is the love of Christ. • Ephesians 3:18 NIV

*Allergy Alert

11 min

Worship

3 min

Worship Opener

What You Need

No supplies needed

(Worship Leader enters.)

LEADER: "Hi, friends! My name is [your name]. I am SO happy to see you today!

"We have some important people that help our community. They care about people EVERY DAY!

"There are farmers who grow lots of yummy food for us to eat. Let's pretend to eat a piece of corn and say 'Yummy!'"

(Pretend to eat an ear of corn.)

CHILDREN and LEADER: "Yummy!"

LEADER: "There are construction workers who build houses and roads. Let's pretend to hammer like a construction worker and say 'Hammer, hammer, hammer.'"

(Pretend to hammer.)

CHILDREN and LEADER: "Hammer, hammer, hammer!"

LEADER: "There are mail carriers and delivery people who bring us letters and packages. Let's pretend to *(pretend to give a package)* give someone a package and say: 'Here you go!'"

(Pretend to give a package.)

CHILDREN and LEADER: "Here you go!"

LEADER: "All of these people work hard and care for the people our community, but I can think of someone who cares about EVERYONE! It's Jesus!

"Jesus cares about you and me and everyone in the whole wide world, and Jesus wants you to be your friend forever! Let's all say: *(ASL for thank you)* 'Thank you, Jesus!'"

(Note: The ASL sign for 'thank you' is done by moving a flat hand forward from your chin.)

CHILDREN and LEADER: *(ASL for thank you)* "Thank you, Jesus!"

3 min

OPTION 1 (Amazing Music)**What You Need**

No supplies needed

5 min

OPTION 2 (Orange Kids Music)**What You Need**

No supplies needed

EADER: "It's time to stand up and celebrate because Jesus cares about you!"

SONG: "Come and Go with Me" Preschool Video is available from Amazing Music.

"Great singing, friends! Now let's learn some of God's words from the Bible. (*Open hands like a book.*) Are you ready? Watch me say the words from the Bible and do the motions, and then you can do them with me!"

(Note: You can find examples of hand motions in the "Memory Verse Hand Motions" PDF and video, and on Pinterest.)

"How wide (*hold arms out wide*) and long (*hold arms up and down*) and high (*jump high*) and deep (*crouch low*) is the love of Christ (*cross arms over chest*). Ephesians 3:18 (*open hands like a book*).

"Can you do that with me?"

(Lead children to say the Memory Verse with Hand Motions once or twice.)

"Great job, friends! 'Christ' is a special name for Jesus, because Jesus is God's Son! And Jesus cares about everyone—including a man named Zacchaeus who climbed up a tree just to see Jesus. Sing this song with me, friends!"

SONG: "Zacchaeus" Preschool Video is available from Amazing Music.

"Thanks for celebrating Jesus with me! **[Transition]** And now it's time to turn around (*spin around*) ... sit down (*sit down*) ... shake the wiggles out (*wiggle hands*) ... so we can hear (*cup hands behind ears*) what the story's all about!"

LEADER: "Now, let's stand up, and let's celebrate Jesus!"

SONG: "Jesus Loves Everybody" is available on store.thinkorange.com.

"Great singing, friends! Let's sing one more song together.

SONG: "Everyone Everywhere" is available on store.thinkorange.com.

"Thanks for celebrating Jesus with me! **[Transition]** And now it's time to turn around (*spin around*) ... sit down (*sit down*) ... shake the wiggles out (*wiggle hands*) ... so we can hear (*cup hands behind ears*) what the story's all about!"

19 min

Bible Story Section (Rug)

8 min

Wonder Bible Story (Video)


What You Need

No supplies needed


8 min

Bible Story

What You Need

 Bible

0

 Optional: Cardstock

1

What You Do:

- Download the Large Group Visuals to display on a device or screen or copy on cardstock.

LEADER: "Hello, friends! I'm [your name], and I can't wait to tell you a true story from the Bible.

(Open the Bible for children to see, then set it down.)

"Today's true story from the Bible is from the book of Mark, and it begins with Jesus, God's Son.

SLIDE: Story Image W1 01 (Jesus)

"Everywhere Jesus went, He did amazing things to help people—because Jesus loves and cares about everyone!

SLIDE: Story Image W1 02 (Jesus and disciples in a boat)

"One day, Jesus and His friends, the disciples, rowed across a lake in a boat. Let's pretend to row a boat. Pick up your pretend oars!

(Pretend to hold an oar and row.)

"And row ... row ... row! Other side!

(Pretend to hold an oar on the other side, and continue to row.)

"Now row ... row ... row! Great job!

"When the people who lived on the other side of the lake saw that Jesus had come, they ran to tell everyone!

(Turn to your left side, and cup hands around mouth.)

"Jesus is here!"

(Turn to your right side, and cup hands around mouth.)

“Jesus is here! Can you do that with me?”

(Turn to your left side, and cup hands around mouth.)

CHILDREN and LEADER: “Jesus is here!”

(Turn to your right side, and cup hands around mouth.)

“Jesus is here!”

SLIDE: Story Image W1 03 (Jesus healing people)

LEADER: “Jesus went to *(pretend to hold something small)* small towns, *(hold your arms out wide)* big towns, and *(push arms out in front of you)* way out into the countryside! And everywhere Jesus went, so many people wanted to see Him—especially the people who were sick. There were no ambulances then, so people had to carry their sick friends to Jesus.

“They knew that Jesus cared about them, and they knew Jesus could help them. Jesus is so powerful that sometimes a sick person could *(touch the hem of your shirt or sleeve)* touch Jesus’ clothes, and then they would be all better. They wouldn’t be sick anymore!”

SLIDE: Story Image W1 04 (People mad at Jesus)

“But Jesus didn’t only go where people loved Him. One time, people ran Him out of town! They didn’t want Him there, but Jesus still cared about them too. Jesus kept going because He cared for the people, whether they liked Him or not.

SLIDE: Story Image W1 05 (Jesus and the world)

“It’s like our memory verse!”

“How wide *(hold arms out wide)* and long *(hold arms up and down)* and high *(jump high)* and deep *(crouch low)* is the love of Christ *(cross arms over chest)*. Ephesians 3:18 *(Open hands like a book.)*

“Let’s say that together.”

CHILDREN and LEADER: “How wide *(hold arms out wide)* and long *(hold arms up and down)* and high *(jump high)* and deep *(crouch low)* is the love of Christ *(cross arms over chest)*. Ephesians 3:18.” *(Open hands like a book.)*

LEADER: *(Cross arms over chest.)* “Jesus’ love is *(hold arms out wide)* wide enough for people who live in big towns and little villages. It’s *(hold arms up and down)* long enough for people who are sick and hurting.

3 min

Prayer

What You Need

No supplies needed

Jesus' love is (*jump/reach high*) high enough for those who love Him. And it's (*crouch/reach low*) deep enough even for those who don't love Him back. **[Bottom Line]** **Jesus cares about everyone.** Tell me: **Who does Jesus care about?"**

CHILDREN and LEADER: **[Bottom Line]** **"Jesus cares about everyone."**

LEADER: "Yes, **[Bottom Line]** **Jesus cares about everyone.**

(Pick up and close Bible.)

[Transition] "Our story time is over, but we're not through. Let's talk to God because God loves you!"

LEADER: "Dear God, thank you so much for Jesus. Jesus loves and cares about everyone. Help us to care for everyone too. We pray in Jesus' name. Amen."

Getting Ready | 3-5's Rug Large Group

GETTING READY

Here's everything you need to know to get ready for this week.

Gather children for a Large Group time that includes interactive Worship and the Bible Story. The Rug Script is written for those who pull their children to a rug (or area) to one side of their preschool space to tell the Bible Story. If you gather your preschoolers together from multiple rooms and have a larger space on which to present the Bible Story, you may benefit from using the Stage Script.

APlay

Get the most out of your curriculum with **APlay! JoinAPlay.com** is an all-in-one media organization and presentation tool. Experience all of your Orange Curriculum media assets, now pre-built and fully customizable. No more sorting through multiple download folders.

APlay is free with your curriculum subscription and packed with features to help your weekly experience run smoother. APlay gives you more time to focus on what truly matters—more ministry, less media management with Apple TV-based media solutions.

WORSHIP: Inviting people to respond to God (10 minutes)

A leader and live instruments are recommended to sing along with the music tracks. Encourage children to be active during worship by incorporating the appropriate hand motions.

STORY: Communicating God's truth in engaging ways (10 minutes)

Choose an engaging adult to tell the Bible Story. This person should be able to command the attention of preschoolers and control the group through animated storytelling. These scripts are written to be "told" and not "read." Advance preparation is necessary.

1. Worship

What You Need:

- Worship Leader(s)

Music and Sound Effects:

- "Come and Go with Me"—available on APlay with Amazing Music
- "Zacchaeus"—available on APlay with Amazing Music
- "Jesus Loves Everybody"—available on store.thinkorange.com
- "Everyone Everywhere"—available on store.thinkorange.com

Optional Videos (available for purchase):

- "Jesus Loves Everybody" Dance Moves Music Video or Live Lyric Video—available on store.thinkorange.com
- "Everyone Everywhere" Dance Moves Music Video or Live Lyric Video—available on store.thinkorange.com

What You Do:

- Prepare all songs and have them ready to use.
- Check out the Ministry Leader Guide for more information.

2. Bible Story

What You Need:

- Bible
- *Option: Cardstock*

Large Group Visuals:

- Story Image W1 01
- Story Image W1 02
- Story Image W1 03
- Story Image W1 04
- Story Image W1 05

What You Do:

- Download the Large Group Visuals to display on a device or screen or copy on cardstock.

Supplemental Resources

WONDER! LOOK AT GOD'S STORY: First Look offers weekly videos to engage preschoolers with the Bible Story. Join our Bible storytellers, Treehouse friends, and, of course, Ollie the Owl to discover the wonder in God's story. Available in your media files and APlay.

First Look Pinterest Page

Visit our Pinterest page to see craft samples and suggested supplies. bit.ly/FL_HatsOff

Supplies

Bible Story	Quantity
1. Bible	0
2. Optional: Cardstock	1

WEEK

TWO

3-5's | W2

Today's Suggested Schedule—May 2026, Week 2

Today's Bible Story: Jesus Heals a Woman on the Sabbath • Luke 13:10–17 CEV

Jesus cares about everyone every day.

Key Question: Who does Jesus care about?

Bottom Line: Jesus cares about everyone.

Memory Verse: *How wide and long and high and deep is the love of Christ.* • Ephesians 3:18 NIV

Note: This leader guide is designed to be inclusive of children with a special need, learning difference, or disability who attend a group with their peers. See highlighted sections below for additional EveryChild tips. Check out the additional Special Needs resources included.

Prelude: Setting the tone for the experience

See the **Getting Ready** pages at the end of this document for a detailed description of what you'll need for today.

Small Group (15 minutes)

Social: Providing time for fun interaction

How Long Can You

Hat's On!

Calendar Time

Large Group (20 minutes)

Worship: Inviting people to respond to God

Story: Communicating God's truth in engaging ways

Worship

Bible Story

Prayer

Small Group (25 minutes)

Groups: Creating a safe place to connect

Voice the Verse

Days of the Week

Dominoes

Bend and Move

Jesus Heals the Woman

Journal and Prayer

Home: Prompting action beyond the experience

Going Home

Memory Verse Card

Parent Cue Card (print or email)

Parent Cue App



Bible Story

Jesus Heals a Woman on the Sabbath • Luke 13:10–17 CEV

Jesus cares about everyone every day.

Key Question

Who does Jesus care about?

Bottom Line

Jesus cares about everyone.

Memory Verse

How wide and long and high and deep is the love of Christ. • Ephesians 3:18 NIV

*Allergy Alert

11 min

Worship

3 min

Worship Opener

What You Need

No supplies needed

3 min

OPTION 1 (Amazing Music)

What You Need

No supplies needed

(Worship Leader enters.)

WORSHIP LEADER: "Hi, friends! My name is [your name]. I am SO happy to see you today!

"Did you know that there are *(hold up seven fingers)* seven days of the week?

(Count on your fingers as you name each day.)

"Sunday ... Monday ... Tuesday ... Wednesday ... Thursday ... Friday ... and Saturday! That's seven!

"Can you clap seven times with me?

(Clap as you count.)

"One ... two ... three ... four ... five ... six ... seven!

"Can you stomp seven times?

(Stomp as you count.)

"One ... two ... three ... four ... five ... six ... seven!

"Now, can you make a silly sound with me seven times? Say 'Boing?'"

(Count on your fingers as you say 'boing.')

CHILDREN and WORSHIP LEADER: "Boing ... boing ... boing ... boing ... boing ... boing ... boing ... boing!"

WORSHIP LEADER: "That's seven days of the week, seven claps, seven stomps, and seven boings! Now tell me: Does Jesus love you every single day of the week? *(Listen.)* Yes, Jesus loves and cares about you every single day!"

WORSHIP LEADER: "It's time to stand up and celebrate because Jesus cares for you!

SONG: "Come and Go with Me" Preschool Video is available from Amazing Music.

5 min

OPTION 2 (Orange Kids Music)**What You Need**

No supplies needed

19 min

**Bible Story
Section (Rug)**

"Great singing, friends! Now let's learn some of God's words from the Bible. (*Open hands like a book.*) Are you ready? Watch me say the words from the Bible and do the motions, and then you can do them with me!

(*Note: You can find examples of hand motions in the "Memory Verse Hand Motions" PDF and video, and on Pinterest.*)

"How wide (*hold arms out wide*) and long (*hold arms up and down*) and high (*jump high*) and deep (*crouch low*) is the love of Christ (*cross arms over chest*). Ephesians 3:18 (*open hands like a book*).

"Can you do that with me?"

(*Lead children to say the Memory Verse with Hand Motions once or twice.*)

"Great job, friends! 'Christ' is a special name for Jesus, because Jesus is God's Son! And Jesus cares about everyone—including a man named Zacchaeus who climbed up a tree just to see Jesus. Sing this song with me, friends!

SONG: "Zacchaeus" Preschool Video is available from Amazing Music.

"Thanks for celebrating Jesus with me! **[Transition]** And now it's time to turn around (*spin around*) ... sit down (*sit down*) ... shake the wiggles out (*wiggle hands*) ... so we can hear (*cup hands behind ears*) what the story's all about!"

WORSHIP LEADER: "Now, let's stand up, and let's celebrate Jesus!"

SONG: "Jesus Loves Everybody" is available on store.thinkorange.com.

"Great singing, friends! Let's sing one more song together.

SONG: "Everyone Everywhere" is available on store.thinkorange.com.

"Thanks for celebrating Jesus with me! **[Transition]** And now it's time to turn around (*spin around*) ... sit down (*sit down*) ... shake the wiggles out (*wiggle hands*) ... so we can hear (*cup hands behind ears*) what the story's all about!"

8 min

Wonder Bible Story (Video)



What You Need

No supplies needed

8 min

Bible Story

What You Need

-  Bible 0
-  Optional: Cardstock 1

What You Do:

- Download the Large Group Visuals to display on a device or screen or copy on cardstock.

LEADER: "Hello, friends! I'm [your name], and I can't wait to tell you a true story from the Bible.

(Open the Bible for children to see, then set it down.)

"Today's true story from the Bible is from the book of Luke, and it begins on a very special day called the Sabbath. The Sabbath was a special day at the end of each week. It was a day that God told His people to rest from their work.

"I have a little song we can sing to help us remember what God's people were supposed to do on the Sabbath. When we sing about working, I want you to follow me and march around in a circle. But when we sing about resting, I want you to lie down and sing quietly. Stand up and get ready! Follow me!

(Sing to the tune of "Baby Shark" as you lead children to march in a circle.)

"We will work, doo, doo, doo, doo, doo, doo, doo, doo.

We will work, doo, doo, doo, doo, doo, doo, doo, doo.

We will work, doo, doo, doo, doo, doo, doo, doo, doo.

We will work.

(Sing quietly as you lead children to lay down.)

"Then we'll rest, doo, doo, doo, doo, doo, doo, doo, doo.

We will rest, doo, doo, doo, doo, doo, doo, doo, doo.

We will rest, doo, doo, doo, doo, doo, doo, doo, doo.

We will rest.

(Repeat the two verses with the motions if time and interest allow.)

"Great job! God's people worked all week long, and then on the Sabbath, what did they do? *(Listen.)* Yes, they rested on the Sabbath. They didn't do any work because God wanted His people to spend time with Him.

SLIDE: Story Image W2 01 (Woman using cane)

"One Sabbath day, Jesus was teaching people when He saw a woman who had been sick for 18 years. That's a really long time!

(Bend over as if you cannot stand up straight.)

"She was so sick that she was bent over and could not stand up straight at all.

SLIDE: Story Image W2 02 (Jesus and woman using cane)

"But when Jesus saw her, He called her over and said: 'You are all better now!' Then Jesus placed His hands on the woman. And you know what happened? The woman stood up straight, for the first time in 18 years! The woman was so excited and so thankful that she started to praise and thank God.

"Everybody, say: (ASL for 'thank you') 'Thank you, God!'"

(Note: Make the ASL sign for 'thank you' by moving a flat hand forward from your chin.)

CHILDREN and LEADER: "Thank you, God!"

LEADER: "The woman was so happy that she was all better. But not everyone was happy!"

SLIDE: Story Image W2 03 (Mad religious leaders)

"But there were religious leaders who were mad. One said that making someone better was doing work, and Jesus should have waited until another day.

"What?! Do you think Jesus should have waited to make the woman well? *(Listen.)* Everybody, say: 'No way!'"

CHILDREN and LEADER: "No way!"

LEADER: "Jesus knew that the religious leader took care of his animals on the Sabbath, because God wants us to show His love every day! And Jesus said that since it was important to care for animals on the Sabbath, it was way more important to help people, like this woman.

SLIDE: Story Image W2 04 (Jesus and happy woman)

"Jesus made the sick woman all better on the special Sabbath day, because **[Bottom Line] Jesus cares about everyone** every day! And Jesus loves and cares about us every day too! **Who does Jesus care about?"**

CHILDREN and LEADER: **[Bottom Line] "Jesus cares about everyone."**

3 min

Prayer

What You Need

No supplies needed

LEADER: "Yes, **[Bottom Line]** Jesus cares about everyone.

(Pick up and close Bible.)

[Transition] "Our story time is over, but we're not through. Let's talk to God because God loves you!"

LEADER: "Dear God, thank you for loving us so much that you gave us Jesus. Jesus is so powerful that He made the sick woman all better. Thank you for caring about us every day. Help us to care for others too. We pray in Jesus' name. Amen."

Getting Ready | 3-5's Rug Large Group

GETTING READY

Here's everything you need to know to get ready for this week.

Gather children for a Large Group time that includes interactive Worship and the Bible Story. The Rug Script is written for those who pull their children to a rug (or area) to one side of their preschool space to tell the Bible Story. If you gather your preschoolers together from multiple rooms and have a larger space on which to present the Bible Story, you may benefit from using the Stage Script.

APlay

Get the most out of your curriculum with **APlay! JoinAPlay.com** is an all-in-one media organization and presentation tool. Experience all of your Orange Curriculum media assets, now pre-built and fully customizable. No more sorting through multiple download folders.

APlay is free with your curriculum subscription and packed with features to help your weekly experience run smoother. APlay gives you more time to focus on what truly matters—more ministry, less media management with Apple TV-based media solutions.

WORSHIP: Inviting people to respond to God (10 minutes)

A leader and live instruments are recommended to sing along with the music tracks. Encourage children to be active during worship by incorporating the appropriate hand motions.

STORY: Communicating God's truth in engaging ways (10 minutes)

Choose an engaging adult to tell the Bible Story. This person should be able to command the attention of preschoolers and control the group through animated storytelling. These scripts are written to be "told" and not "read." Advance preparation is necessary.

1. Worship

What You Need:

- Worship Leader(s)

Music and Sound Effects:

- "Come and Go with Me"—available on APlay with Amazing Music
- "Zacchaeus"—available on APlay with Amazing Music
- "Jesus Loves Everybody"—available on store.thinkorange.com
- "Everyone Everywhere"—available on store.thinkorange.com

Optional Videos (available for purchase):

- "Jesus Loves Everybody" Dance Moves Music Video or Live Lyric Video—available on store.thinkorange.com
- "Everyone Everywhere" Dance Moves Music Video or Live Lyric Video—available on store.thinkorange.com

What You Do:

- Prepare all songs and have them ready to use.
- Check out the Ministry Leader Guide for more information.

2. Bible Story

What You Need:

- Bible
- *Option: Cardstock*

Large Group Visuals:

- Story Image W2 01
- Story Image W2 02
- Story Image W2 03
- Story Image W2 04

What You Do:

- Download the Large Group Visuals to display on a device or screen or copy on cardstock.

Supplemental Resources

WONDER! LOOK AT GOD'S STORY: First Look offers weekly videos to engage preschoolers with the Bible Story. Join our Bible storytellers, Treehouse friends, and, of course, Ollie the Owl to discover the wonder in God's story. Available in your media files and APlay.

First Look Pinterest Page

Visit our Pinterest page to see craft samples and suggested supplies.
bit.ly/FL_HatsOff

Supplies

Bible Story	Quantity
1. Bible	0
2. Optional: Cardstock	1

WEEK

THREE

3-5's | W3

Today's Suggested Schedule—May 2026, Week 3

Today's Bible Story: Zacchaeus • Luke 19:1-10

Jesus cares about you no matter what.

Key Question: Who does Jesus care about?

Bottom Line: Jesus cares about everyone.

Memory Verse: *How wide and long and high and deep is the love of Christ.* • Ephesians 3:18 NIV

Note: This leader guide is designed to be inclusive of children with a special need, learning difference, or disability who attend a group with their peers. See highlighted sections below for additional EveryChild tips. Check out the additional Special Needs resources included.

Prelude: Setting the tone for the experience

See the **Getting Ready** pages at the end of this document for a detailed description of what you'll need for today.

Small Group (15 minutes)

Social: Providing time for fun interaction

Build It

Hide the Helper

Jenga Builders

Large Group (20 minutes)

Worship: Inviting people to respond to God

Story: Communicating God's truth in engaging ways

Worship

Bible Story

Prayer

Small Group (25 minutes)

Groups: Creating a safe place to connect

Measure the Verse

Story Box

Match the Shapes

High in the Tree Zacchaeus

Me in the Tree*

Journal and Prayer

Home: Prompting action beyond the experience

Going Home

Memory Verse Card

Parent Cue Card (print or email)

Parent Cue App

*Allergy Alert



Bible Story

Zacchaeus • Luke 19:1-10

Jesus cares about you no matter what.

Key Question

Who does Jesus care about?

Bottom Line

Jesus cares about everyone.

Memory Verse

How wide and long and high and deep is the love of Christ. • Ephesians 3:18 NIV

11 min

Worship

3 min

Worship Opener

What You Need

No supplies needed

3 min

OPTION 1 (Amazing Music)

What You Need

No supplies needed

LEADER: "Hi, friends! My name is [your name]. I am SO happy to see you today!

"I love it when we get together with friends. There are all kinds of things that friends do together.

"Can friends give high-fives together? (*Listen.*) Yes, let's give a friend a high-five right now.

(Give a high-five to a friend or two.)

"Can friends make silly faces together? (*Listen.*) Definitely! Can you make some silly faces with me?

(Make several silly faces.)

"And I know something else friends can do together ... dance! Show me your best dance moves!

(Dance a little with children.)

"Great dance moves, friends! I know something else we can do together. We can celebrate Jesus together!"

LEADER: "It's time to stand up and celebrate because Jesus cares about you!

SONG: "Come and Go with Me" Preschool Video is available from Amazing Music.

"Great singing, friends! Now let's learn some of God's words from the Bible. (*Open hands like a book.*) Are you ready? Watch me say the words from the Bible and do the motions, and then you can do them with me!

(Note: You can find examples of hand motions in the "Memory Verse Hand Motions" PDF and video, and on Pinterest.)

"How wide (*hold arms out wide*) and long (*hold arms up and down*) and high (*jump high*) and deep (*crouch low*) is the love of Christ (*cross arms over chest*). Ephesians 3:18 (*open hands like a book*).

"Can you do that with me?"

5 min

OPTION 2 (Orange Kids Music)**What You Need**

No supplies needed

(Lead children to say the Memory Verse with Hand Motions once or twice.)

"Great job, friends! 'Christ' is a special name for Jesus, because Jesus is God's Son! And Jesus cares about everyone—including a man named Zacchaeus who climbed up a tree just to see Jesus. Sing this song with me, friends!

SONG: "Zacchaeus" Preschool Video is available from Amazing Music.

"Thanks for celebrating Jesus with me! **[Transition]** And now it's time to turn around (*spin around*) ... sit down (*sit down*) ... shake the wiggles out (*wiggle hands*) ... so we can hear (*cup hands behind ears*) what the story's all about!"

LEADER: "Now, let's stand up, and let's celebrate Jesus!"

SONG: "Jesus Loves Everybody" is available on store.thinkorange.com.

"Great singing, friends! Let's sing one more song together.

SONG: "Everyone Everywhere" is available on store.thinkorange.com.

"Thanks for celebrating Jesus with me! **[Transition]** And now it's time to turn around (*spin around*) ... sit down (*sit down*) ... shake the wiggles out (*wiggle hands*) ... so we can hear (*cup hands behind ears*) what the story's all about!"

19 min

Bible Story Section (Rug)

8 min

Wonder Bible Story (Video)


What You Need

No supplies needed


8 min

Bible Story

What You Need

 Bible

0

 Optional: Cardstock

1

What You Do:

- Download the Large Group Visuals to display on a device or screen or copy on cardstock.

LEADER: "Hello, friends! I'm [your name], and I can't wait to tell you a true story from the Bible.

(Open the Bible for children to see, then set it down.)

"Today's true story from the Bible is from the book of Luke, and it begins with a man named Zacchaeus.

SLIDE: Story Image W3 01 (Zacchaeus at tax booth)

"Zacchaeus was a tax collector, and no one liked tax collectors! They took money from people to give to the rulers who were in charge.

"Let's pretend I'm our tax collector. Pretend to give me your money.

(Pretend to take money from children.)

"But they also took more money to pay themselves. So, give me some more of your money!

(Pretend to take more money from children.)

"That's a lot of money! A lot of times tax collectors took so much money that it was unfair! Everyone, say: 'Oh, no!'"

CHILDREN and LEADER: "Oh, no!"

LEADER: "And Zacchaeus had taken so much money that he was rich!

SLIDE: Story Image W3 02 (Zacchaeus behind crowd)

"But one day, Zacchaeus heard Jesus was coming to his town, and Zacchaeus had heard that Jesus loves everyone. Zacchaeus wanted to see Jesus for himself, but a big crowd of people blocked his way. They were all trying to see Jesus too!

"Zacchaeus was short, and he could not see Jesus through the crowd. So, Zacchaeus ran ahead and climbed up a fig tree!

"Can you pretend to climb a tree with me?

(Pretend to climb a tree, hand over hand.)

"Climb, climb, climb, climb! Phew, great job!

SLIDE: Story Image W3 03 (Zacchaeus in a tree)

"From his place in the tree, Zacchaeus could see Jesus coming closer and closer. And when Jesus reached the fig tree, He stopped and looked right up at Zacchaeus and said:

"Zacchaeus, come down at once. I must stay at your house today" (Luke 19:5 NIV).

"Wow, Jesus knew Zacchaeus' name! Now Jesus knew that Zacchaeus had taken too much money from people, but Jesus still loved him. Zacchaeus was amazed and excited. He scrambled out of the tree and invited Jesus to come to his home right away.

SLIDE: Story Image W3 04 (Jesus at Zacchaeus' house)

"Other people saw this. They didn't think Jesus should go to Zacchaeus' house because Zacchaeus had done wrong things. But Jesus loves and cares about everyone—no matter what!

"Zacchaeus stood up and said: 'Look, Lord! Here and now I give half of what I own to those who are poor. And if I have cheated anybody out of anything, I will pay it back. I will pay back four times the amount I took' (Luke 19:8 NIV).

"Zacchaeus promised to give back way more money than he had taken from people. That's amazing! Zacchaeus had changed! Everyone, say: 'Yay for Zacchaeus!'"

CHILDREN and LEADER: "Yay for Zacchaeus!"

SLIDE: Story Image W3 05 (Jesus and Zacchaeus)

LEADER: "Jesus told Zacchaeus that He came to help people who are lost and hurting and to rescue them. Jesus did not just come to help people who do the right things all the time. Jesus came to help people who are sick and hurting and do wrong things, like Zacchaeus. **[Bottom Line] Jesus cares about everyone, no matter what! Who does Jesus care about?"**

3 min

Prayer

What You Need

No supplies needed

CHILDREN and LEADER: *[Bottom Line]* "Jesus cares about everyone."

LEADER: "Yes, *[Bottom Line]* Jesus cares about everyone.

(Pick up and close Bible.)

[Transition] "Our story time is over, but we're not through. Let's talk to God because God loves you!"

LEADER: "Dear God, thank You for loving us even if we do wrong things. Help us to follow Jesus and show everyone how much You love them. We pray in Jesus' name. Amen."

Getting Ready | 3-5's Rug Large Group

GETTING READY

Here's everything you need to know to get ready for this week.

Gather children for a Large Group time that includes interactive Worship and the Bible Story. The Rug Script is written for those who pull their children to a rug (or area) to one side of their preschool space to tell the Bible Story. If you gather your preschoolers together from multiple rooms and have a larger space on which to present the Bible Story, you may benefit from using the Stage Script.

APlay

Get the most out of your curriculum with **APlay! JoinAPlay.com** is an all-in-one media organization and presentation tool. Experience all of your Orange Curriculum media assets, now pre-built and fully customizable. No more sorting through multiple download folders.

APlay is free with your curriculum subscription and packed with features to help your weekly experience run smoother. APlay gives you more time to focus on what truly matters—more ministry, less media management with Apple TV-based media solutions.

WORSHIP: Inviting people to respond to God (10 minutes)

A leader and live instruments are recommended to sing along with the music tracks. Encourage children to be active during worship by incorporating the appropriate hand motions.

STORY: Communicating God's truth in engaging ways (10 minutes)

Choose an engaging adult to tell the Bible Story. This person should be able to command the attention of preschoolers and control the group through animated storytelling. These scripts are written to be "told" and not "read." Advance preparation is necessary.

1. Worship

What You Need:

- Worship Leader(s)

Music and Sound Effects:

- "Come and Go with Me"—available on APlay with Amazing Music
- "Zacchaeus"—available on APlay with Amazing Music
- "Jesus Loves Everybody"—available on store.thinkorange.com
- "Everyone Everywhere"—available on store.thinkorange.com

Optional Videos (available for purchase):

- "Jesus Loves Everybody" Dance Moves Music Video or Live Lyric Video—available on store.thinkorange.com
- "Everyone Everywhere" Dance Moves Music Video or Live Lyric Video—available on store.thinkorange.com

What You Do:

- Prepare all songs and have them ready to use.
- Check out the Ministry Leader Guide for more information.

2. Bible Story

What You Need:

- Bible
- *Option: Cardstock*

Large Group Visuals:

- Story Image W3 01
- Story Image W3 02
- Story Image W3 03
- Story Image W3 04
- Story Image W3 05

What You Do:

- Download the Large Group Visuals to display on a device or screen or copy on cardstock.

Supplemental Resources

WONDER! LOOK AT GOD'S STORY: First Look offers weekly videos to engage preschoolers with the Bible Story. Join our Bible storytellers, Treehouse friends, and, of course, Ollie the Owl to discover the wonder in God's story. Available in your media files and APlay.

First Look Pinterest Page

Visit our Pinterest page to see craft samples and suggested supplies.
bit.ly/FL_HatsOff

Supplies

Bible Story	Quantity
1. Bible	0
2. Optional: Cardstock	1

WEEK

FOUR

3-5's | W4

Today's Suggested Schedule—May 2026, Week 4

Today's Bible Story: Woman at the Well • John 4:1-26, 39-42

Jesus cares about everyone everywhere.

Key Question: Who does Jesus care about?

Bottom Line: Jesus cares about everyone.

Memory Verse: *How wide and long and high and deep is the love of Christ.* (Ephesians 3:18 NIV)

Note: This leader guide is designed to be inclusive of children with a special need, learning difference, or disability who attend a group with their peers. See highlighted sections below for additional EveryChild tips. Check out the additional Special Needs resources included.

Prelude: Setting the tone for the experience

See the **Getting Ready** pages at the end of this document for a detailed description of what you'll need for today.

Small Group (15 minutes)

Social: Providing time for fun interaction

Heavy Water

Spray the Fire Out

Water from the Well

Large Group (20 minutes)

Worship: Inviting people to respond to God

Story: Communicating God's truth in engaging ways

Worship

Bible Story

Prayer

Small Group (25 minutes)

Groups: Creating a safe place to connect

Balloon Verse

Fill My Cup

Who am I?

Buckets of Fun

Water Droplet Art

Journal and Prayer

Home: Prompting action beyond the experience

Going Home

Memory Verse Card

Parent Cue Card (print or email)

Parent Cue App

*Allergy Alert



Bible Story

Woman at the Well • John 4:1-26, 39-42
Jesus cares about everyone everywhere.

Key Question

Who does Jesus care about?

Bottom Line

Jesus cares about everyone.

Memory Verse

How wide and long and high and deep is the love of Christ. • Ephesians 3:18 NIV

11 min

Worship

3 min

Worship Opener

What You Need

No supplies needed

3 min

OPTION 1 (Amazing Music)

LEADER: "Hi, friends! My name is [your name]. I am SO happy to see you today!

"I have a question for you. If you could go anywhere—anywhere in the whole wide world—where would you go?

"Would you hike up a snowy mountain to play in the snow? Let's pretend to make a snowball. Scoop up some snow!

(Bend down and pretend to scoop up some snow.)

"And now it's the best part ... throw!

(Pretend to throw a snowball.)

"Woo-hoo! Great job, friends! Where else could we go? *(Listen.)* What about a really hot desert? Can you pretend to walk in a hot desert?

(Walk in place and pretend you are really hot. For example, wipe your forehead and fan yourself.)

"Oh, it is SO hot in a desert! Good job! Let's think of another place we can go.

"What about the jungle ... where the monkeys swing on the vines? Who can make a sound like a monkey? Ooh, ooh, ah, ah, ah! Say that with me!"

CHILDREN and LEADER: "Ooh, ooh, ah, ah, ah!"

LEADER: "There are so many places we can go! Tell me: Does Jesus care about you if you live in the mountains? *(Listen.)* Yes, of course, Jesus cares about you if you live in the snowy mountains!

"Does Jesus care about you if you live in a hot desert? *(Listen.)* Yes, Jesus cares about you if you live in a hot desert!

"Does Jesus care about you if you live in a jungle with the silly monkeys? *(Listen.)* Yes, Jesus cares about you if you live in a jungle! **[Bottom Line] Jesus cares about everyone**, no matter where they are!"

LEADER: "It's time to stand up and celebrate because Jesus cares about you!"

What You Need

No supplies needed

5 min

OPTION 2 (Orange Kids Music)**What You Need**

No supplies needed

SONG: "Come and Go with Me" Preschool Video is available from Amazing Music.

"Great singing, friends! Now, let's learn some of God's words from the Bible. (*Open hands like a book.*) Are you ready? Watch me say the words from the Bible and do the motions, and then you can do them with me!

(*Note: You can find examples of hand motions in the "Memory Verse Hand Motions" PDF and video, and on Pinterest.*)

"How wide (*hold arms out wide*) and long (*hold arms up and down*) and high (*jump high*) and deep (*crouch low*) is the love of Christ (*cross arms over chest*). Ephesians 3:18 (*open hands like a book*).

"Can you do that with me?"

(*Lead children to say the Memory Verse with Hand Motions once or twice.*)

"Great job, friends! 'Christ' is a special name for Jesus, because Jesus is God's Son! And Jesus cares about everyone—including a man named Zacchaeus who climbed up a tree just to see Jesus. Sing this song with me, friends!

SONG: "Zacchaeus" Preschool Video is available from Amazing Music.

"Thanks for celebrating Jesus with me! **[Transition]** And now it's time to turn around (*spin around*) ... sit down (*sit down*) ... shake the wiggles out (*wiggle hands*) ... so we can hear (*cup hands behind ears*) what the story's all about!"

LEADER: "Now, let's stand up, and let's celebrate Jesus!"

SONG: "Jesus Loves Everybody" is available on store.thinkorange.com.

"Great singing, friends! Let's sing one more song together.

SONG: "Everyone Everywhere" is available on store.thinkorange.com.

"Thanks for celebrating Jesus with me! **[Transition]** And now it's time to turn around (*spin around*) ... sit down (*sit down*) ... shake the wiggles out (*wiggle hands*) ... so we can hear (*cup hands behind ears*) what the story's all about!"

19 min

Bible Story Section (Rug)

8 min

Wonder Bible Story (Video)


What You Need

No supplies needed

8 min

Bible Story

What You Need

 Bible

0

 Optional: Cardstock

1

What You Do:

- Download the Large Group Visuals to display on a device or screen or copy on cardstock.

LEADER: "Hello, friends! I'm [your name], and I can't wait to tell you a true story from the Bible.

(Open the Bible for children to see, then set it down.)

"Today's true story from the Bible is from the book of John, and it begins with Jesus and His friends, the disciples.

SLIDE: Story Image W4 01 (Jesus at a well)

"One day, Jesus and His friends, the disciples, started to walk through a place called Samaria. The disciples went into a town in Samaria to buy food, but Jesus sat down by a well near the town to rest.

"This was a long time ago, and no one could turn on a faucet and get water in their house. They had to walk to a well. A well was a big hole in the ground that had lots of water in it. People lower down a jar or bucket into the well to fill it up with water. Then they had to walk all the way home again carrying a heavy jar or bucket filled with water!

"Stand up and let's pretend to get water from a well. Hold up your pretend jar!

(Stand up and pretend to hold up a jar.)

"Now let's lower our jar and scoop up some water.

(Pretend to lower your jar and scoop up some water.)

"Okay, now we've got to pull up the heavy jar of water. Pull!

(Pretend to pull up a heavy jar.)

"Oh, let's take a drink after all that hard work!

(Pretend to take a drink from your jar.)

"Great job! That was a lot of work to get some water! Let's have a seat now.

SLIDE: Story Image W4 02 (Jesus talks to Samaritan woman)

"While Jesus was sitting by the well, a Samaritan woman came to get water. The woman was carrying a jar, so Jesus asked her:

"Will you give me a drink?" (John 4:7 NIV).

"This was a really big deal because the woman did not think that Jesus would want to talk to someone from her town. But Jesus did! Jesus loves everyone, everywhere!

"Then Jesus told the woman something surprising. Jesus said that she should ask Him for a drink of living water. But Jesus didn't mean the kind of water you drink!

"See, when our bodies are hot and tired, we need water, but it only satisfies us for a little while. Jesus gives us something better—Himself! Jesus' love is like living water for our hearts.

SLIDE: Story Image W4 03 (Hearts around Samaritan woman)

"Can you make the sign for love?

(Make the ASL sign for 'love' by crossing your arms over your chest.)

"Regular water from a well can run out. But Jesus' love for us will never, ever end!

"The woman was still confused. But she knew that someday God would send a very special person who would rescue everyone.

Then Jesus said ... "I am he" (John 4:26 NIV).

"Jesus was saying, 'It's Me! I'm the special Person who will rescue everyone. I'm God's Son!'

SLIDE: Story Image W4 04 (Samaritan woman running)

"The woman was so excited that she ran back into the town and told everyone about Jesus.

"Let's stand up and run to tell people that Jesus is God's Son. Ready? Run with me!

3 min

Prayer

What You Need

No supplies needed

(Lead children to run to one side of the room.)

"Now say: 'Jesus is God's Son!'"

CHILDREN and LEADER: "Jesus is God's Son!"

LEADER: "The woman told people that Jesus is God's Son, and the people in the town believed in Jesus too and invited Him to stay with them.

"Jesus loved and cared about the Samaritan woman and the people in her town, even though they were from a different place because **[Bottom Line]** **Jesus cares about everyone**, no matter where they live! **Who does Jesus care about?"**

CHILDREN and LEADER: **[Bottom Line]** "Jesus cares about everyone."

LEADER: "Yes, **[Bottom Line]** Jesus cares about everyone.

(Pick up and close Bible.)

[Transition] "Our story time is over, but we're not through. Let's talk to God because God loves you!"

LEADER: "Dear God, You are the best! Thank you for giving us, Jesus. Help us care about everyone no matter where they live, just like Jesus does. We pray in Jesus' name. Amen."

Getting Ready | 3-5's Rug Large Group

GETTING READY

Here's everything you need to know to get ready for this week.

Gather children for a Large Group time that includes interactive Worship and the Bible Story. The Rug Script is written for those who pull their children to a rug (or area) to one side of their preschool space to tell the Bible Story. If you gather your preschoolers together from multiple rooms and have a larger space on which to present the Bible Story, you may benefit from using the Stage Script.

APlay

Get the most out of your curriculum with **APlay! JoinAPlay.com** is an all-in-one media organization and presentation tool. Experience all of your Orange Curriculum media assets, now pre-built and fully customizable. No more sorting through multiple download folders.

APlay is free with your curriculum subscription and packed with features to help your weekly experience run smoother. APlay gives you more time to focus on what truly matters—more ministry, less media management with Apple TV-based media solutions.

WORSHIP: Inviting people to respond to God (10 minutes)

A leader and live instruments are recommended to sing along with the music tracks. Encourage children to be active during worship by incorporating the appropriate hand motions.

STORY: Communicating God's truth in engaging ways (10 minutes)

Choose an engaging adult to tell the Bible Story. This person should be able to command the attention of preschoolers and control the group through animated storytelling. These scripts are written to be "told" and not "read." Advance preparation is necessary.

1. Worship

What You Need:

- Worship Leader(s)

Music and Sound Effects:

- "Come and Go with Me"—available on APlay with Amazing Music
- "Zacchaeus"—available on APlay with Amazing Music
- "Jesus Loves Everybody"—available on store.thinkorange.com
- "Everyone Everywhere"—available on store.thinkorange.com

Optional Videos (available for purchase):

- "Jesus Loves Everybody" Dance Moves Music Video or Live Lyric Video—available on store.thinkorange.com
- "Everyone Everywhere" Dance Moves Music Video or Live Lyric Video—available on store.thinkorange.com

What You Do:

- Prepare all songs and have them ready to use.
- Check out the Ministry Leader Guide for more information.

2. Bible Story

What You Need:

- Bible
- *Option: Cardstock*

Large Group Visuals:

- Story Image W4 01
- Story Image W4 02
- Story Image W4 03
- Story Image W4 04

What You Do:

- Download the Large Group Visuals to display on a device or screen or copy on cardstock.

Supplemental Resources

WONDER! LOOK AT GOD'S STORY: First Look offers weekly videos to engage preschoolers with the Bible Story. Join our Bible storytellers, Treehouse friends, and, of course, Ollie the Owl to discover the wonder in God's story. Available in your media files and APlay.

First Look Pinterest Page

Visit our Pinterest page to see craft samples and suggested supplies.
bit.ly/FL_HatsOff

Supplies

Bible Story	Quantity
1. Bible	0
2. Optional: Cardstock	1

WEEK

FIVE

3-5's | W5

Today's Suggested Schedule—May 2026, Week 5

Bible Story: Matthew's Dinner • Mark 2:13-17; Luke 5:27-32

Jesus never stops caring.

Key Question: Who does Jesus care about?

Bottom Line: Jesus cares about everyone.

Memory Verse: *How wide and long and high and deep is the love of Christ.* • Ephesians 3:18 NIV

Loud sounds, bright lights, and large groups can be overwhelming or overstimulating for some children. To create a more inclusive large group experience, consider offering adaptive tools like noise-canceling headphones, sunglasses, sensory-friendly items, or access to modified spaces.

Prelude: Setting the tone for the experience

See the **Getting Ready** pages at the end of this document for a detailed description of what you'll need for today.

Small Group (15 minutes)

Social: Providing time for fun interaction

Seat at the Table

Set the Table

Heart STEAM

Large Group (20 minutes)

Worship: Inviting people to respond to God

Story: Communicating God's truth in engaging ways

Worship

Bible Story

Prayer

Small Group (25 minutes)

Groups: Creating a safe place to connect

Verse Up High

Order of the Story

What Foods Do You Eat?

All the Helpers

Jesus Cares about Everyone

Journal and Prayer

Home: Prompting action beyond the experience

Going Home

Memory Verse Card

Parent Cue Card (print or email)

Parent Cue App

*Allergy Alert



Bible Story

Matthew's Dinner • Mark 2:13-17; Luke 5:27-32

Jesus never stops caring.

Key Question

Who does Jesus care about?

Bottom Line

Jesus cares about everyone.

Memory Verse

How wide and long and high and deep is the love of Christ. • Ephesians 3:18 NIV

11 min

Worship

3 min

Worship Opener

What You Need

No supplies needed



- To include children with physical limitations, consider an alternative to jumping, such as clapping, wiggling, making silly faces, etc.

3 min

OPTION 1 (Amazing Music)

What You Need

No supplies needed

(Worship Leader enters.)

WORSHIP LEADER: "Hi, friends! My name is [your name]. I am SO happy to see you today!

"Okay, friends, when I say 'Go!' I want you to jump as many times as you can. Ready? Go!

(Jump with the children.)

"And ... stop!

(Smile and freeze, as a visual cue for children to stop.)

"And let's go again! Jump, jump, jump!

(Jump with the children.)

"And ... stop!

(Smile and freeze.)

"But we're not finished. Let's jump again ... go!

(Jump with the children.)

"And ... stop!

(Freeze and then relax after the children have stopped jumping.)

"Wow, that was a lot of jumping! I think some of you could have kept going. You would NEVER STOP jumping if you could, right? Well, I know someone who never stops loving you. It's Jesus! Jesus will never, ever stop loving you or me or anyone else in the world. **[Bottom Line] Jesus cares about everyone!**"

Amazing Music is available in APlay.

WORSHIP LEADER: "It's time to stand up and celebrate because Jesus cares about you!

SONG: "Come and Go with Me" Preschool Video is available from Amazing Music.

5 min

OPTION 2 (Orange Kids Music)**What You Need**

No supplies needed

"Great singing, friends! Now, let's learn some of God's words from the Bible. (*Open hands like a book.*) Are you ready? Watch me say the words from the Bible and do the motions, and then you can do them with me!

(*Note: You can find examples of hand motions in the "Memory Verse Hand Motions" PDF and video, and on Pinterest.*)

"How wide (*hold arms out wide*) and long (*hold arms up and down*) and high (*jump high*) and deep (*crouch low*) is the love of Christ (*cross arms over chest*). Ephesians 3:18 (*open hands like a book*).

"Can you do that with me?"

(*Lead children to say the Memory Verse with Hand Motions once or twice.*)

"Great job, friends! 'Christ' is a special name for Jesus, because Jesus is God's Son! And Jesus cares about everyone—including a man named Zacchaeus who climbed up a tree just to see Jesus. Sing this song with me, friends!

SONG: "Zacchaeus" Preschool Video is available from Amazing Music.

"Thanks for celebrating Jesus with me! **[Transition]** And now it's time to turn around (*spin around*) ... sit down (*sit down*) ... shake the wiggles out (*wiggle hands*) ... so we can hear (*cup hands behind ears*) what the story's all about!"

WORSHIP LEADER: "Now, let's stand up, and let's celebrate Jesus!"

SONG: "Jesus Loves Everybody" is available on store.thinkorange.com.

"Great singing, friends! Let's sing one more song together.

SONG: "Everyone Everywhere" is available on store.thinkorange.com.

"Thanks for celebrating Jesus with me! **[Transition]** And now it's time to turn around (*spin around*) ... sit down (*sit down*) ... shake the wiggles out (*wiggle hands*) ... so we can hear (*cup hands behind ears*) what the story's all about!"

19 min

Bible Story Section (Rug)

8 min

Wonder Bible Story (Video)


What You Need

No supplies needed


8 min

Bible Story

What You Need

 Bible

0

 Optional: Cardstock

1

What You Do:

- Download the Large Group Visuals to display on a device or screen or copy on cardstock.

LEADER: "Hello, friends! I'm [your name], and I can't wait to tell you a true story from the Bible.

(Open the Bible for children to see, then set it down.)

"Today's true story from the Bible is found in the book of Mark, and it begins with a man named Matthew.

SLIDE: Story Image W5 01 (Matthew at his tax booth)

"Matthew was a tax collector, and no one liked tax collectors! They took money from people for the rulers who were in charge. And they also took extra money to pay themselves. Some tax collectors took too much money, and it was unfair!

"Everyone, say: 'That's unfair!'"

CHILDREN and LEADER: "That's unfair!"

LEADER: "It was unfair so most people *(hold palms up as if keeping someone away)* stayed away from tax collectors. But not Jesus! Jesus *(cross arms over chest)* loves and cares about everyone. So Jesus went right up to Matthew and said:

(Wave hands toward yourself as if inviting someone to join you.)

"Follow me," *(Mark 2:14 NIV).*

"Everyone, say: 'Follow me!'"

CHILDREN and LEADER: "Follow me!"

LEADER: "Wow! Jesus was kind to Matthew, and Jesus asked Matthew to come with Him and be a close friend!

"Let's do the sign for 'friend.'

(Make the ASL sign for 'friend' by hooking your index fingers twice, alternating which finger is on top. See an example on our Pinterest Page: <https://pin.it/42mx9PD69>.)

"It's like your fingers are hugging each other because they are best friends. And now switch so the other finger is on top.

(Alternate which index finger is on top.)

"That's how you make the sign for 'friend.'

(Make the ASL sign for 'friend'.)

SLIDE: Story Image W5 02 (Matthew follows Jesus)

"Jesus asked Matthew to follow Him because Jesus wanted to be *(make the ASL sign for 'friends')* friends forever with Matthew. Do you think Matthew went with Jesus? Yes! Matthew got up right away and left everything behind!

SLIDE: Story Image W5 03 (Jesus at Matthew's dinner)

"Matthew went home and prepared a big meal for Jesus. Matthew was so excited that he even invited other tax collectors and friends, so they could meet Jesus too! It was a big party, and all of Matthew's friends got to spend time with Jesus.

SLIDE: Story Image W5 04 (Religious leaders watching Jesus)

"But some of the religious leaders did not think that Jesus should spend time with people who had done wrong things. The leaders asked Jesus' friends why Jesus was eating with tax collectors and people who don't do what God wants them to do.

"Jesus heard what the leaders were saying, and He told them that He wants everyone to follow Him!

SLIDE: Story Image W5 05 (Jesus with Matthew and friends)

"Jesus loved Matthew and his friends, even though they had done wrong things. Jesus loves us too, no matter what. He will never stop caring for us!

"Tell me: **Who does Jesus care about?"**

CHILDREN and LEADER: [Bottom Line] "Jesus cares about everyone."

Preschool

First Look

May - Week 5

3 min

Prayer

What You Need

No supplies needed

LEADER: "Yes, **[Bottom Line]** Jesus cares about everyone.

(Pick up and close Bible.)

[Transition] "Our story time is over, but we're not through. Let's talk to God because God loves you!"

LEADER: "Dear God, it is so amazing that Jesus cares about everyone and wants to be their friend forever. Help us to care about everyone like You want us to. We pray in Jesus' name. Amen."

Getting Ready | 3-5's Rug Large Group

GETTING READY

Here's everything you need to know to get ready for this week.

Gather children for a Large Group time that includes interactive Worship and the Bible Story. The Rug Script is written for those who pull their children to a rug (or area) to one side of their preschool space to tell the Bible Story. If you gather your preschoolers together from multiple rooms and have a larger space on which to present the Bible Story, you may benefit from using the Stage Script.

APlay

Get the most out of your curriculum with **APlay! JoinAPlay.com** is an all-in-one media organization and presentation tool. Experience all of your Orange Curriculum media assets, now pre-built and fully customizable. No more sorting through multiple download folders.

APlay is free with your curriculum subscription and packed with features to help your weekly experience run smoother. APlay gives you more time to focus on what truly matters—more ministry, less media management with Apple TV-based media solutions.

WORSHIP: Inviting people to respond to God (10 minutes)

A leader and live instruments are recommended to sing along with the music tracks. Encourage children to be active during worship by incorporating the appropriate hand motions.

STORY: Communicating God's truth in engaging ways (10 minutes)

Choose an engaging adult to tell the Bible Story. This person should be able to command the attention of preschoolers and control the group through animated storytelling. These scripts are written to be "told" and not "read." Advance preparation is necessary.

1. Worship

What You Need:

- Worship Leader(s)

Music and Sound Effects:

- "Come and Go with Me"—available on APlay with Amazing Music
- "Zacchaeus"—available on APlay with Amazing Music
- "Jesus Loves Everybody"—available on store.thinkorange.com
- "Everyone Everywhere"—available on store.thinkorange.com

Optional Videos (available for purchase):

- "Jesus Loves Everybody" Dance Moves Music Video or Live Lyric Video—available on store.thinkorange.com
- "Everyone Everywhere" Dance Moves Music Video or Live Lyric Video—available on store.thinkorange.com

What You Do:

- Prepare all songs and have them ready to use.
- Check out the Ministry Leader Guide for more information.

2. Bible Story

What You Need:

- Bible
- *Option: Cardstock*

Large Group Visuals:

- Story Image W5 01
- Story Image W5 02
- Story Image W5 03
- Story Image W5 04
- Story Image W5 05

What You Do:

- Download the Large Group Visuals to display on a device or screen or copy on cardstock.

Supplemental Resources

WONDER! LOOK AT GOD'S STORY: First Look offers weekly videos to engage preschoolers with the Bible Story. Join our Bible storytellers, Treehouse friends, and, of course, Ollie the Owl to discover the wonder in God's story. Available in your media files and APlay.

First Look Pinterest Page

Visit our Pinterest page to see craft samples and suggested supplies.
bit.ly/FL_HatsOff

Supplies

Bible Story	Quantity
1. Bible	0
2. Optional: Cardstock	1