

WEEK

ONE

K-5 | W1

Today's Suggested Schedule—May 2026, Week 1

Bible Story: Peter and John Are Taken to the Sanhedrin • Acts 3–4:22

Bottom Line: Keep going because of what God has done.

Monthly Memory Verse: *Let us not become tired of doing good. At the right time we will gather a crop if we don't give up.* • Galatians 6:9 NIV

Loud sounds, bright lights, and large groups can be overwhelming or overstimulating for some children. To create a more inclusive large group experience, consider offering adaptive tools like noise-canceling headphones, sunglasses, sensory-friendly items, or access to modified spaces.

Prelude: Setting the Tone for the Experience

See the **Getting Ready** pages at the end of this document for a detailed description of what you'll need for today.

In the **Prelude** folder of your curriculum, you'll find a variety of other resources to help you prepare.

Small Group (15 minutes)

Social: Providing Time for Fun Interaction

Opening Activity

Large Group (35 minutes)

Story: Communicating God's Truth in Engaging Ways

Worship: Inviting People to Respond to God

Opener

Worship

Bible Story (sections from God's Big Story are listed as optional)

Prayer

Small Group (25 minutes)

Groups: Creating a Safe Place to Connect

Bible Story Review: Leap and Run (K–1st grade), Who Said It? (2nd–3rd grade); Bible Story Extension and Discussion Questions (Preteen)

Application Activity: Leap for Joy (K–1st grade), Boldly Follow the Leader (2nd–3rd grade); Take a Snapshot (Preteen)

Memory Verse Activity: Memory Verse Motions (K–1st grade), Don't Stop Posters (2nd–3rd grade); Verses to Take with You (Preteen)

Prayer Activity: Pray and Dismiss

Home: Prompting Action Beyond the Experience

Parent Cue Card (Print or Email)

Devotionals for Kids

Parent Cue App



Bible Story

Peter and John Are Taken to the Sanhedrin • Acts 3–4:22

Conversation Starter

What have you seen God do?

Bottom Line

Keep going because of what God has done.

Monthly Memory Verse

Let us not become tired of doing good. At the right time we will gather a crop if we don't give up. • Galatians 6:9 NIV

15 min

Large Group Opener

5 min

Opener

What You Need

No supplies needed

10 min

Large Group Game | Mountain Climber Relay!

AUDIO: Play high-energy music as kids enter.

SLIDE: Theme

Optional Video: Theme Loop

(Host enters with energy and excitement.)

Optional Video: Countdown

Optional Video: Theme Intro

Optional Video: Theme Loop

OPENER

(Things to have ready: Floor tape set for start line. 12 pool rings in three piles on the other side of the room directly across from the start line. Game slide. Bottom Line slide.)

HOST: "Hey, everyone! I'm so glad you're here today. Let me hear you make some noise if you're ready to get moving!"

(Pause while kids cheer.)

"Nice! Today, we're kicking off a brand-new series called 'TREK'! The full name of the series is 'TREK: Don't Stop, Don't Give Up—God's with You!'





"Everybody say it with me, 'TREK'!"

"Awesome! A trek is a long journey. It's not a quick walk, and it's definitely not a shortcut. A trek means you keep moving, even when things get hard. And that's exactly what we're going to be talking about all month long—don't stop, don't give up because God's with you. But before we jump into our true story from the Bible today, we're starting with a game, because every good trek starts with some movement.

What You Do:

- Download the slides or optional videos and have them ready to use. If you do not have screen capabilities, you have Orange's permission to enlarge and print the slides on paper.

What You Need

 Host	1
 Floor tape	1
 pool rings (or another type of object a kid can easily grab)	12
 kid volunteers for each round you do (Ask for new volunteers at the start of each round!)	12

- Download music and/or sound effects on an authorized basis from a resource such as Apple Music®, Amazon Music®, and/or a sound effect library and have it ready to play. Or, if you choose to stream music, refer to the terms and conditions of your streaming service. Note that you will likely need a commercial license in order to stream music publicly. Also confirm that your church has appropriate licensing to perform music and sound effects in your kids' environments, such as a blanket PERFORMmusic™ license from CCS. *Note: Legally, a song and/or sound effect belongs to the songwriter/composer who created it and the publisher who markets it. Performance rights organizations (PROs) license public performances (live or recorded) of their members' music. PROs in the U.S. are ASCAP, BMI, and SESAC. It is up to you to make sure your church has permission to perform or play a recording of a song and/or sound effect.*
- Set up a start line with floor tape.
- Place the pool rings in three piles on the other side of the room directly across from the start line. There should be four rings in each pile.

"This game is called 'Mountain Climber Relay!'"

SLIDE: Mountain Climber Relay! Title

"And yes, you're going to climb a mountain today! At least ... kind of.

"Okay, I need 12 volunteers! Who'd like to play?"

(Pick 12 volunteers from the kids who have their hands raised and invite them to the game area. Split them into three teams of four and have each team line up single file behind the start line.)

"Let's hear it for our climbers!"

"Here's how this works. We have three teams: Team One, Team Two, and Team Three. The start line is your base camp, and those pool rings are your goal. Think of them like the top of the mountain. One person from each team will climb across the room, grab a pool ring, mountain climb back down the mountain, and bring the pool ring to their team. Then you tag the next person, and they go.

"But here's the catch: you're not running or walking. You have to mountain climb the entire time! That means crawling on the floor doing mountain climbers, like this!"

(Demonstrate mountain climbers—hands and feet stay on the ground while crawling.)

"The first team to bring all four pool rings back to their base camp wins!"

"Okay, teams, get ready! Audience, your job is to cheer. When I say, 'TREK,' you say, 'KEEP GOING!' Let's practice. TREK!"

KIDS: "KEEP GOING!"

HOST: "That was perfect! Okay, teams ready? Audience ready?"

"On your mark ... get set ... GO!"

AUDIO: Upbeat music

"Nice climbing! Don't stop now! You're almost there, keep going! TREK!"

KIDS: "KEEP GOING!"

HOST: "TREK!"

KIDS: "KEEP GOING!"

(Play the game. Encourage all the teams and involve the audience. Make sure each kid is doing mountain climbers during the relay. Play until one of the teams brings all four pool rings back to the start line.)

HOST: "Woohoo! It looks like [Team Name] is the winner! Let's give it up for ALL our climbers! Great job, everyone.

(Continue with more rounds as time allows. Ask for 12 new volunteers at the start of each round.)

"Let me ask you guys something. Did anyone's legs start to feel tired? Did it get harder the longer you went? Yeah, that's what happens on a trek.

"And sometimes, following God can feel like that too. There are moments when it would be easier to stop, easier to quit, or easier to give up. But today, we're going to hear about two guys, Peter and John, who didn't stop; they kept going! And our Bottom Line today tells us what helped them keep going.

"Let's check it out!

SLIDE: Bottom Line

[Bottom Line] "Keep going because of what God has done. Can you say that with me?"

KIDS AND HOST: [Bottom Line] "Keep going because of what God has done."

HOST: "Awesome job today, everyone! Let's go learn more about what that means!"

11 min

Worship Option 1 | Amazing Music

3 min

Move | Worship Song

What You Need

No supplies needed

3 min

Not Forgotten | Worship Song

What You Need

No supplies needed

5 min

Memory Verse

What You Need

No supplies needed

Note: We've suggested worship songs below from Amazing Music and Orange Kids Music. We've created these worship resources to be developmentally appropriate for elementary and preteen kids by incorporating simple, direct language, fun dance movements, and upbeat, current arrangements.

We've chosen specific songs that amplify our teaching content for this month. We recommend that you use these songs as scripted below, or combined with other popular worship songs that your kids know and love. Orange Kids Music can be purchased at store.thinkorange.com. Amazing Music is available on APlay with Amazing+, or as an Add-On.

(Worship Leaders enter as Host exits.)

WORSHIP LEADER: "Hey, everyone! I'm so excited to worship with you today. All month long, we're talking about what it means to keep going and not give up because God is always with us. And one of the ways we remind our hearts of that truth is by worshiping together.

"When we sing, we're not just singing songs; we're telling God that we trust Him. We're thanking Him for what He's done, and we're remembering that He never leaves us, even when things are hard.

"Our first song has a lot of movement and energy, so let's stand up, make some space, and get ready to worship!

"Wow! You all sang that like you meant it! Now, let's sing another song that helps us remember something so important that Jesus gives us—freedom! When we follow Him, we don't have to worry or try to be the best. Jesus already loves us completely! Let's sing this one loud!

"Isn't it so fun to worship Jesus? Our next song reminds us of something really important: God never forgets us. No matter what we're facing, no matter how long the journey feels, God sees us, and He's always with us.

"You all sounded amazing! Singing those words is a way of reminding ourselves what's true. And remember, you can keep worshipping all throughout the week!

"Our Memory Verse for this month is found in Galatians 6:9. I'll read it first, and then let's all say it together!

SLIDE: Memory Verse

WORSHIP LEADER: "Let us not become tired of doing good. At the right time we will gather a crop if we don't give up. —Galatians 6:9 NIV"

"Now, let me guide you through it! Let's say it nice and loud!"

WORSHIP LEADER: "Let us not"

KIDS AND WORSHIP LEADER: "Let us not"

WORSHIP LEADER: "become tired of doing good."

KIDS AND WORSHIP LEADER: "become tired of doing good."

WORSHIP LEADER: *"At the right time"*

KIDS AND WORSHIP LEADER: *"At the right time"*

WORSHIP LEADER: *"we will gather a crop"*

KIDS AND WORSHIP LEADER: *"we will gather a crop"*

WORSHIP LEADER: *"if we don't give up."*

KIDS AND WORSHIP LEADER: *"if we don't give up."*

WORSHIP LEADER: *"Galatians 6:9!"*

KIDS AND WORSHIP LEADER: *"Galatians 6:9!"*

WORSHIP LEADER: "Great job, friends! Crops were good things! They are food as a result of hard work. So if we do good, if we don't give up doing good, God promises we will gather something good!"

10 min

Worship Option 2 | Orange Kids Music

5 min

Never Give Up | Orange Kids Music

What You Need

No supplies needed

5 min

Can't Stop Won't Stop | Worship song

What You Need

No supplies needed

Note: We've suggested worship songs below from Amazing Music and Orange Kids Music. We've created these worship resources to be developmentally appropriate for elementary and preteen kids by incorporating simple, direct language, fun dance movements, and upbeat, current arrangements.

We've chosen specific songs that amplify our teaching content for this month. We recommend that you use these songs as scripted below, or combined with other popular worship songs that your kids know and love. Orange Kids Music can be purchased at store.thinkorange.com. Amazing Music is available on APlay with Amazing+, or as an Add-On.

WORSHIP LEADER: "Alright, everyone, let's get ready to worship! This is our chance to celebrate how good God is! He made each one of us, He loves us more than we can imagine, and He's always with us, no matter what we're going through.

"When we sing, we're not just saying words, we're thanking God for who He is and all the amazing things He's done. So come on, let's stand up, smile big, and sing out loud to show God how much we love Him!

"You guys sound amazing! Did you know God hears every word? He loves it when we take time to worship Him—not just with our voices, but with our lives. Let's keep worshipping together!

SONG: "Can't Stop Won't Stop" available on Store.ThinkOrange.com

"Great job, everyone! I love worshipping God with you all! Here's what we can remember today: worship doesn't stop here. You can keep worshipping God all through this week by the way you live, the way you treat people, and the way you trust Him.

62 min

Bible Story

Note: We're so excited to be going through key stories of the Bible this year and learning more about its Author—God! It's God's Big Story! But to provide you with flexibility as you experience God's Big Story in your own unique setting, there's more than one way to use the following script!

If you want to follow "God's Big Story," read the following script straight through. Each week will build on the previous ones. But, if your church wants to teach a Large Group session without connecting it to what has come before, there are two sections in the script below that are optional—"God's Big Story Opener" and "God's Big Story Closer." (Or if you are joining us at some point throughout the year, you can opt out of the God's Big Story part and just join us as we journey through the rest of the story of Scripture!) We're going to go through the Bible as we teach throughout the year, but whether or not you share God's Big Story each week is up to you!

Whatever way you decide to use the following, know that we're praying diligently for you—we're asking God to help kids see and believe that He loves them, He invented them, and He wants to be their closest Friend. Forever. It's an honor to get to know God with you through the Bible this year!

12 min

StoryLab Bible Story | Video

What You Need

No supplies needed

12 min

So and So Show Bible Story | Video







What You Need

No supplies needed

38 min

Bible Story (Live)

What You Need

 Storyteller	1
 Host	1
 Table	1
 Bible	1
 Posterboard and marker (or whiteboard and dry-erase marker)	1
 Kid volunteers	Several

(Things to have ready: Make sure the table is set up at the front of the teaching area so the Storyteller can place their Bible on it and read from it. Prepared posterboard and marker—or whiteboard and dry-erase marker—on the table.)

What You Do:

- Download the slides and have them ready to use. If you do not have screen capabilities, you have Orange's permission to enlarge and print the slides on paper.
- On the posterboard or whiteboard, draw a line down the middle. On one side, write "Reasons to Stop. On the other side, write "Reasons to Keep Going."

(Things to have ready: Make sure the table is set up at the front of the teaching area so the Storyteller can place their Bible on it and read from it. Prepared posterboard and marker—or whiteboard and dry-erase marker—on the table.)

INTRODUCTION

STORYTELLER: "Hey, everyone! I'm really glad you're here today! All month long, we're going to be on a journey together—a trek. A trek is a long journey where you don't quit, even when things get hard. Our theme is, 'TREK: Don't Stop, Don't Give Up—God's with You!'

"This month, we're learning that we can keep going, even when following God feels difficult, uncomfortable, or scary. Not because it's easy, but because God is with us. That means when things get hard, when we feel unsure, or when we want to stop, we can look back and remember what God has already done. That helps us keep going!

"In today's true story from the Bible, we're going to hear about two men named Peter and John who faced some really difficult situations. They had plenty of reasons to stop. But they chose to keep going because they remembered what God had done.

"But before we get into our true story from the Bible today, let me tell you about something amazing that we've done all year! In fact, this is the last month we are going to do it!

"We've been going through the Bible cover to cover!

"Why are we doing that? Well, part of the reason God gave us the Bible is so we could know Him! He wants us to be close to Him. So as we go through the Bible this year, we hope to learn more about God!"

GOD'S BIG STORY OPENER (OPTIONAL)

STORYTELLER: "We're going to go through God's Big Story in the Bible together so we can learn about God! *(Gesture to slide.)*

SLIDE: God's Big Story

"Let me catch you up on where we've been in God's Big Story so far!

(If you have the Timeline Images up, feel free to point to them as you talk about them.)

"You might remember that, in the beginning, God created everything. He made the world, the animals, people ... everything! God made the first people for the same reason He made all people—to be His close, close friends. But sadly, the first people God made chose to turn away from Him and sin. God wanted people to be close to Him, but they couldn't anymore. Pain, sickness, and death entered the world too.

"But God didn't want to leave things that way. So He put His rescue plan in motion right from the start!

"God was going to rescue everything through a family! God chose a man named Abraham and promised that his family would bless the whole world. Abraham had a great-grandson named Joseph, who became a leader in Egypt and saved his family—God's people. Over time, God's people grew but were enslaved by a new Pharaoh. 'Help us!' they cried out to God. God freed His people and brought them to the super-nice home He had designed for them, the Promised Land.

"After God's people were settled in the Promised Land, they disobeyed God—again and again and again. Even the kings God gave them rebelled! So, God split the nation in two—into the northern kingdom of Israel and the southern kingdom of Judah. Prophets spoke for God saying, 'Come back to Me!' But the northern kingdom of Israel was destroyed, and the southern kingdom of Judah was taken captive. Oh no! After years in exile, some of God's people returned to rebuild their homeland, while others stayed in foreign lands.

"During that sad time, God kept sending messages to His people about the Rescuer He had promised long ago. 'God's Rescuer is going to come like this!' the prophets said. But for years and years, nothing happened.

"And then it did! God sent Jesus, the Rescuer we needed, just like He promised! While Jesus was on Earth, He showed us who God is because He is God!

"Jesus lived a perfect life, and He gave that perfect life to pay the price for our sin. Because He never did anything wrong, Jesus was able to take on our sin. With His own life, He paid for all the wrong things anyone has ever done or ever will do. He broke the curse of sin we were under. He set us free. With the curse broken, with sin paid for, we could be close to God again! What God had been working on in His Big Story was finally coming true!

"And then Jesus did something else amazing. He rose back to life! Jesus beat death! Our Rescuer who loves us is alive and our friend forever and ever.

"But Jesus' friends were confused. Why did Jesus die? Why did He rise again? Jesus spent the next several days on Earth explaining what He had done and why.

"Jesus explained that He was going to leave, but He was going to be with His followers in a new way. He was going to be closer than close, like He always wanted to be! He wanted to be close friends like He was back in the Garden of Eden.

"Then, Jesus went back to heaven. But He sent the gift He had promised—the Holy Spirit! The Holy Spirit is God's very Spirit living in Jesus' followers. Now God lives inside of His people, He is closer than close. And with God's Spirit living in them, God's followers began to do amazing things!

"And that's where we are in God's Big Story!"

SETTING UP THE STORY

STORYTELLER: "We're continuing our journey through the Bible! Jesus had already died on the cross and risen from the dead. After that, Jesus returned to heaven. But before He left, He promised that God would send the Holy Spirit to help His followers. And God kept that promise.

"After the Holy Spirit came, Jesus' followers weren't alone anymore. God lived inside of them through His Spirit. The Holy Spirit was going with them through life, giving them courage, and helping them tell others about Jesus and Jesus' great love.

"Peter and John were two of those followers. They had spent time with Jesus. They had seen Him heal people. They had watched Him die. And they had seen Him alive again and received His Holy Spirit after He went back to heaven.

"So when Peter and John talked about Jesus, they weren't sharing rumors. They were sharing what they had seen with their own eyes. But even though Jesus was alive, following Him was still hard. The religious leaders were angry. And anyone who talked about Jesus could get in serious trouble.

"Now, I need your help as we go through the story.

(Point to board.)

"On this side, we have 'Reasons to Stop.' These are moments when we feel scared, uncomfortable, or we're just having a tough time.

"And on this side, we have 'Reasons to Keep Going.' These are moments when remembering what God has done—that He has made a way so He's always with us—gives us courage and hope.

"As we hear the story, I'm going to pause and ask you what you think.

"If you think something belongs under 'Reasons to Stop,' show me a thumbs-down.

(Demonstrate a thumbs-down.)

"If you think something belongs under 'Reasons to Keep Going,' show me a thumbs-up.

(Demonstrate a thumbs-up.)

"And if you think it feels like both, you can show me one of each. Don't shout answers, just show me with your hands, and I'll choose a volunteer to explain. Every time we agree, I'll add a tally mark to our board. Then

by the end, we'll see which side is bigger. Alright, let's dive into our Bible Story!"

WHAT GOD DID

STORYTELLER: "One afternoon, Peter and John were walking to the temple to pray. As they came near the temple gate, they saw a man who had never been able to walk. The Bible tells us this man was over forty years old, and every single day, people carried him to the same spot so he could beg for money.

"This man saw Peter and John and hoped they would give him something. This is how the Bible tells the story:

(Open the Bible and read Acts 3:1-6 NIV.)

One day Peter and John were going up to the temple. It was three o'clock in the afternoon. It was the time for prayer. A man unable to walk was being carried to the temple gate called Beautiful. He had been that way since he was born. Every day someone put him near the gate. There he would beg from people going into the temple courtyards. He saw that Peter and John were about to enter. So he asked them for money. Peter looked straight at him, and so did John. Then Peter said, "Look at us!" So the man watched them closely. He expected to get something from them.

Peter said, "I don't have any silver or gold. But I'll give you what I do have. In the name of Jesus Christ of Nazareth, get up and walk."

"Peter didn't give the man money. But by the power of God, the man got something even greater. Let's keep reading.

(Open the Bible and read Acts 3:7-8 NIV.)

Then Peter took him by the right hand and helped him up. At once the man's feet and ankles became strong. He jumped to his feet and began to walk. He went with Peter and John into the temple courtyards. He walked and jumped and praised God.

"This man wasn't just healed; his whole life changed! And everyone around him saw it happen.

"Alright, show me with your hands. What God just did in this man's life: does that feel like a reason to stop or a reason to keep going?

(Pause while kids respond with a thumbs-up or a thumbs-down.)

"Would anyone like to explain their answer? Raise your hand if you'd like to share!

(Pick a volunteer from the kids who have their hands raised and allow them to share.)

"Yes! What God did in this man's life was a huge reason to keep going! Let's add a tally mark to that side of the board.

(Add tally mark under "Reasons to Keep Going.")

WHAT HAPPENED BECAUSE THEY TALKED ABOUT JESUS

STORYTELLER: "When the crowd gathered, Peter wanted everyone to understand something important. The miracle didn't happen because he and John were powerful or special. It happened because of Jesus.

(Open the Bible and read Acts 3:12-13a NIV.)

When Peter saw this, he said, "Fellow Israelites, why does this surprise you? Why do you stare at us? It's not as if we've made this man walk by our own power or godliness. The God of our fathers, Abraham, Isaac and Jacob, has done this. God has brought glory to Jesus, who serves him."

"Peter made it clear that God was the One at work! Only God can do miracles.

"God did and still does amazing things in people's lives—do you think that's a reason to stop or a reason to keep going? Show me with your hands.

(Pause while kids respond with a thumbs-up or a thumbs-down.)

"Yes! Knowing how good God has been helps us keep going!

(Add tally mark under "Reasons to Keep Going.")

"Let's see what happened next.

(Open the Bible and read Acts 3:16 NIV.)

"This man whom you see and know was made strong because of faith in Jesus' name. Faith in Jesus has healed him completely. You can see it with your own eyes."

"But not everyone was happy to hear that.

(Open the Bible and read Acts 4:1-3 NIV.)

Peter and John were speaking to the people. The priests, the captain of the temple guard, and the Sadducees came up to the apostles. They were very upset by what the apostles were teaching the people. The apostles were saying that people can be raised from the dead. They said this can happen because Jesus rose from the dead. So the temple authorities arrested Peter and John. It was already evening, so they put them in prison until the next day.

"Alright, let's stop right there. Being arrested for talking about Jesus, this is tough ... show me with your hands. Does that feel like a reason to stop or a reason to keep going?

(Pause while kids respond with a thumbs-up or a thumbs-down.)

"Yes, that feels like a big reason to stop. Imagine that you're doing the right thing, and people are getting mad at you and coming against you. This was a big deal!

(Add tally mark under "Reasons to Stop.")

"But God wasn't finished.

(Open the Bible and read Acts 4:4 NIV.)

But many who heard the message believed. The number of men who believed grew to about 5,000.

"But even while Peter and John were in jail, God was still working! I can't add 5,000 tallies on this board because we would run out of space! But 5,000 people chose to follow Jesus that day!

"Does anyone want to share if you'd keep going or stop in this story?

Raise your hand if you'd like to share!

(Pick a volunteer from the kids who have their hands raised and pause while the volunteer gives their answer.)

"That's awesome—thank you for sharing, friend! Let's add a bunch of tally marks to the 'keep going' side for the 5,000 people who chose to follow Jesus that day.

(Add a good amount of tallies under "Reasons to Keep Going.")

WHY THEY DIDN'T STOP

STORYTELLER: "The next day, Peter and John were brought in front of powerful religious leaders. These leaders asked them a serious question.

(Open the Bible and read Acts 4:7 NIV.)

They had Peter and John brought to them. They wanted to question them. "By what power did you do this?" they asked. "And through whose name?"

"Peter answered with boldness from the Holy Spirit.

(Open the Bible and read Acts 4:8-10 NlrV.)

Peter was filled with the Holy Spirit. He said to them, "Rulers and elders of the people! Are you asking us to explain our actions today? Do you want to know why we were kind to a man who couldn't walk? Are you asking how he was healed? Then listen to this, you and all the people of Israel! You nailed Jesus Christ of Nazareth to the cross. But God raised him from the dead. It is through Jesus' name that this man stands healed in front of you."

"The leaders warned Peter and John to stop talking about Jesus. Do you think this could be a reason to stop? Show me with your hands.

(Pause while kids respond with a thumbs-up or a thumbs-down.)

"Yes! This could definitely be a reason to stop. Who knows what could have happened next? Peter and John could have decided to stop.

(Add tally mark under "Reasons to Stop.")

"But they didn't.

(Open the Bible and read Acts 4:18-20 NlrV.)

Once again the leaders called in Peter and John. They commanded them not to speak or teach at all in Jesus' name. But Peter and John replied, "Which is right from God's point of view? Should we listen to you? Or should we listen to God? You be the judges! There's nothing else we can do. We have to speak about the things we've seen and heard."

"So why didn't they stop? They remembered what God had done. They had seen and known Jesus—for three years, they had heard Him teach and seen Him heal so many times. And they had also experienced the power of the Holy Spirit. He had healed that man right then!

(Add tally mark under "Reasons to Keep Going.")

WRAPPING UP THE STORY

STORYTELLER: "Let's take a moment and look back at this story.

"God did something amazing. He worked through Peter and John to heal a man who had never been able to walk. When Peter and John talked about Jesus, things got hard. They were arrested and warned to stop sharing about Jesus with others. But they didn't stop! They remembered what God had done. They remembered that Jesus was with them through the Holy Spirit. And that gave them the courage to keep going.

"This true story from the Bible shows us something important: following Jesus isn't always easy, but remembering what God has done changes how we respond.

"Jesus has done great things for you too! God made a way for us to be close friends with Him again! And then He moved in closer than close through His Holy Spirit. We can be bold and brave and strong because of all of the awesome things that God has done!

"And that brings us back to today's Bottom Line.

SLIDE: Bottom Line

[Bottom Line] "Keep going because of what God has done. Can you say that with me?"

(Host enters and joins in.)

KIDS, STORYTELLER, AND HOST: [Bottom Line] "Keep going because of what God has done."

GOD'S BIG STORY CLOSER (OPTIONAL)

HOST: "Let's take a look at the progress we made in God's Big Story this week!"

"This week, we're right up here on the path of God's Big Story after this picture of 'Pentecost!' Today's true story from the Bible shows us that even though Jesus went back to heaven, He was with His followers through the Holy Spirit, and through Him they could do amazing things! (*Gesture to timeline.*)

"This week, we looked at the story of two men, Peter and John, when they encountered a paralyzed man. Peter and John looked at the paralyzed man and thought, 'This is broken. Jesus would fix it.' So in Jesus' name, and through the power of the Holy Spirit, they healed the man. And that's part of the reason why God moved into all of His followers through His Spirit. He is closer than close, and as we go around in the world, we can see, 'Hey, that's broken. That's not the way God would want it,' and we can ask Him to fix it or ask Him to give us strength to fix it! Since God made people, He has always wanted us to be able to be close to Him. And now we are closer than close through His Spirit. And with the Holy Spirit inside of us, we can go through the world, listening to Him, and making the world more like God's Kingdom!"

SLIDE: Week 1 Timeline Image

(If you're making a timeline of printed images on your wall, take this moment to place today's Timeline Image on the clothesline.)

"This week, we looked at the story of Peter and John, and how they were bold and did big things because the Holy Spirit was in them!"

8 min

Closing

5 min

WHAT'S OUR PART IN THE STORY?

What You Need

No supplies needed

HOST: "Now that we've heard this story, let's talk about our part in it. Peter and John were real people who followed Jesus in real life. They had real reasons to stop. They were arrested. They were warned. They were told to be quiet. But they didn't stop. They kept going because they remembered what God had done.

"Let's look at our board one more time. On one side of the board, we have reasons Peter and John could have stopped, and those reasons were real. But on the other side, we have reasons to keep going. Every time Peter and John remembered what God had done, every time they remembered that Jesus is alive, it gave them courage.

"And that's where we come into the story. Following Jesus today can still be hard sometimes. Sometimes it's hard to be kind when someone is mean to you. Sometimes it's hard to tell the truth when you're afraid

3 min

PRAYER**What You Need**

No supplies needed

of getting in trouble. Sometimes it's hard to do what's right when no one else is doing it.

(Add tally marks under "Reasons to Stop" as you list reasons following Jesus can be hard.)

"So when we feel like stopping, or when we feel like giving up, what can help us keep going? Remembering what God has done. When we remember that Jesus loves us, that He gave His life for us, that He didn't stay in the grave but rose again, and that He moved inside of us through His Holy Spirit so we can be closer than close, it changes how we see hard moments. When we see how God works in other people's lives, when He heals people, when He answers prayers, when He provides for your family ... the list goes on and on of how good God is!

(Add tallies under "Reasons to Keep Going" as you list good things God has done.)

"Our part in the story isn't to be perfect or brave all the time. Our part is to remember—remember what God has done because He loves you so much. He has done so many things just so you can be close to Him! When we do that, when we remember what God has done, it helps us keep going, even when things are hard.

"When you leave here today, there will be moments when things feel easy and moments when things feel hard. When those hard moments come, remember Jesus. Because Jesus loves you, and because of what God has done because of that great love, we can keep going too.

"Let's take a moment to talk to the God who loves us so much He has done so many things for us!

STORYTELLER or HOST: "God, thank You for what You've done through Jesus. Thank You that You're always with us. When hard things happen in our lives, help us remember Your love and all You've done for us because You love us so much. Give us courage to keep going, not because we're strong, but because You are. We love You, and we pray these things in Jesus' name. Amen."

AUDIO: Play calm music as the kids exit.

SLIDE: Theme

Optional Video (Media Package): Theme Loop

Getting Ready | K5

Large Group

GETTING READY

Here's everything you need to know to get ready for this week.

APlay

Get the most out of your curriculum with **APlay! JoinAPlay.com** is an all-in-one media organization and presentation tool. Experience all of your Orange Curriculum media assets, now pre-built and fully customizable. No more sorting through multiple download folders.

APlay is free with your curriculum subscription and packed with features to help your weekly experience run smoother. **APlay** gives you more time to focus on what truly matters—more ministry, less media management with Apple TV-based media solutions.

Story: Communicating God's Truth in Engaging Ways (25 minutes)

Worship: Inviting People to Respond to God (10 minutes)

1. Opener

What You Need:

- Host
- Floor tape
- 12 pool rings (or another type of object a kid can easily grab)
- 12 kid volunteers for each round you do (Ask for new volunteers at the start of each round!)

Music and Sound Effects:

- Upbeat music to use as kids enter the room
- Upbeat music to use for the game

Large Group Visuals:

- Theme Slide
- "Mountain Climber Relay! Title" Slide
- Bottom Line Slide

Optional Videos:

- Theme Loop
- Theme Intro
- Countdown

What You Do:

- Download the slides or optional videos and have them ready to use. If you do not have screen capabilities, you have Orange's permission to enlarge and print the slides on paper.

- Download music and/or sound effects on an authorized basis from a resource such as Apple Music®, Amazon Music®, and/or a sound effect library and have it ready to play. Or, if you choose to stream music, refer to the terms and conditions of your streaming service. Note that you will likely need a commercial license in order to stream music publicly. Also confirm that your church has appropriate licensing to perform music and sound effects in your kids' environments, such as a blanket PERFORMmusic™ license from CCS. *Note: Legally, a song and/or sound effect belongs to the songwriter/composer who created it and the publisher who markets it. Performance rights organizations (PROs) license public performances (live or recorded) of their members' music. PROs in the U.S. are ASCAP, BMI, and SESAC. It is up to you to make sure your church has permission to perform or play a recording of a song and/or sound effect.*
- Set up a start line with floor tape.
- Place the pool rings in three piles on the other side of the room directly across from the start line. There should be four rings in each pile.

2. Worship and Memory Verse

What You Need:

- Worship Leader(s)

Music and Sound Effects:

- "Move" - available on APlay with Amazing Music
- "Not Forgotten" - available on APlay with Amazing Music
- "Never Give Up" - available on Store.ThinkOrange.com
- "Can't Stop Won't Stop" - available on Store.ThinkOrange.com

Large Group Visuals:

- Theme Slide
- Memory Verse Slide

Optional Videos for Orange Kids Music

- "Never Give Up" Dance Moves Video or Live Lyrics Video (available through Store.ThinkOrange.com)
- "Can't Stop Won't Stop" Dance Moves Video or Live Lyrics Video (available through Store.ThinkOrange.com)

What You Do:

- If you are utilizing the suggested songs from **Amazing Music-**, search for your desired video resource for each song under the Worship section on APlay and add to your service!
- You can access Amazing Music's Dance Motion, Lyric, and Instrumental Videos in APlay under the Worship section.
- Amazing Music Song Trainings are available in Amazing Leaders and FREE on YouTube. <https://www.youtube.com/@AmazingKidsMusic>
- If you are utilizing **the Orange Kids Music** suggestions, simply purchase and download from Store.ThinkOrange.com! You can upload these into APlay for easy use with your 252 curriculum.
- Dance Motion Videos and Lyrics Videos are available for Orange Kids Music songs. For more information, visit Store.ThinkOrange.com.

- *Make sure your church has obtained licensing rights to play or perform music. You can obtain a license to perform worship music from Christian Copyright Licensing International (www.ccli.com). It covers over 200,000 worship songs for congregational singing. You are responsible for including the copyright information on all songs reproduced under the Church Copyright License (including song lyrics projected onscreen). This includes the song title, writer credit(s), copyright notice, and your church's CCLI license number. You can include this information on one of the lyric slides, or you can create a separate slide detailing this information, but the copyright information must appear at least once for each song you play or perform. For example:*

"Hallelujah" words and music by John Doe

©2000 Good Music Co.

CCLI License # 0000

3. Bible Story

What You Need:

- Storyteller
- Host
- Table
- Bible
- Posterboard and marker (or whiteboard and dry-erase marker)
- Kid volunteers

Music and Sound Effects:

- Calm music to use as kids exit the room

Large Group Visuals:

- Theme Background Slide
- Theme Slide
- Bottom Line Slide

Optional for God's Big Story:

- Clothesline and clothespins for the timeline in your room
- God's Big Story Slide
- Week 1 Timeline Image Slide
- We recommend that you create a timeline in your Large Group room that you can add to throughout this curriculum year as we travel through the Bible. This can be a simple clothesline or a section of the wall where you can hang the printed Timeline Images in order, week by week. We'll provide a Timeline Image for each week of the curriculum. There are two versions of each Timeline Image—a slide and a print version. A digital [God's Big Story poster](#) is available as well in the Orange Store.

Optional Video: (available in APlay)

Our Large Group scripts are interchangeable with these videos so you can plug and play the way you need to each week.

For 252 Kids (Kindergarten through 3rd grade):

- StoryLab: Invite elementary kids to engage with inquisitive young hosts as they explore core biblical truths and stories in a STEAM-inspired setting.

For 252 Preteen (4th and 5th grade):

- The So & So Show: Guide preteens to explore questions of faith through a YouTube-style show full of humor and lots of zany fun.

Additional environment enhancements including:

- Motion graphics, including loops
- Countdown video

What You Do:

- Download the slides and have them ready to use. If you do not have screen capabilities, you have Orange's permission to enlarge and print the slides on paper.
- On the posterboard or whiteboard, draw a line down the middle. On one side, write "Reasons to Stop. On the other side, write "Reasons to Keep Going."

Supplies

Large Group Game Mountain Climber Relay!		Quantity
1.	Host	1
2.	Floor tape	1
3.	pool rings (or another type of object a kid can easily grab)	12
4.	kid volunteers for each round you do (Ask for new volunteers at the start of each round!)	12

Bible Story (Live)		Quantity
1.	Storyteller	1
2.	Host	1
3.	Table	1
4.	Bible	1
5.	Posterboard and marker (or whiteboard and dry-erase marker)	1
6.	Kid volunteers	Several

WEEK

TWO

K-5 | W2

Today's Suggested Schedule—May 2026, Week 2

Bible Story: Philip and the Man from Ethiopia • Acts 8:26-40

Bottom Line: Keep following God, even when you have questions.

Monthly Memory Verse: *Let us not become tired of doing good. At the right time we will gather a crop if we don't give up.* • Galatians 6:9 NIV

Loud sounds, bright lights, and large groups can be overwhelming or overstimulating for some children. To create a more inclusive large group experience, consider offering adaptive tools like noise-canceling headphones, sunglasses, sensory-friendly items, or access to modified spaces.

Prelude: Setting the Tone for the Experience

See the **Getting Ready** pages at the end of this document for a detailed description of what you'll need for today.

In the **Prelude** folder of your curriculum, you'll find a variety of other resources to help you prepare.

Small Group (15 minutes)

Social: Providing Time for Fun Interaction

Opening Activity

Large Group (35 minutes)

Story: Communicating God's Truth in Engaging Ways

Worship: Inviting People to Respond to God

Opener

Worship

Bible Story (sections from God's Big Story are listed as optional)

Prayer

Small Group (25 minutes)

Groups: Creating a Safe Place to Connect

Bible Story Review: Who Did It? (K-1st grade), Chariot Run Relay

(2nd-3rd grade); Bible Story Extension and Discussion (Preteen)

Application Activity: Desert Compass (K-1st grade), Trek and Ask

(2nd-3rd grade); Take a Snapshot (Preteen)

Memory Verse Activity: Keep Going (K-1st grade), Scroll Memory Verse

(2nd-3rd grade); Verses to Take with You (Preteen)

Prayer Activity: Pray and Dismiss

Home: Prompting Action Beyond the Experience

Parent Cue Card (Print or Email)

Devotionals for Kids

Parent Cue App



Bible Story

Philip and the Man from Ethiopia • Acts 8:26-40

Conversation Starter

What questions do you have about God?

Bottom Line

Keep following God, even when you have questions.

Monthly Memory Verse

Let us not become tired of doing good. At the right time we will gather a crop if we don't give up. • Galatians 6:9 NIV

15 min

Large Group Opener

5 min

Opener


What You Need

No supplies needed

10 min

Large Group Game | What's on the Path?

What You Need

 Host

1

AUDIO: Play high-energy music as kids enter.

SLIDE: Theme

Optional Video: Theme Loop

(Host enters with energy and excitement.)

Optional Video: Countdown

Optional Video: Theme Intro

Optional Video: Theme Loop

(Things to have ready: Game slide. Bottom Line slide.)

OPENER

HOST: "Hey, everyone! I'm really glad you're here today. If this is your first time at [Name of Environment], welcome! I'm so happy you're here. And if you've been coming for a while, I'm really glad you came back!"

"We're in Week Two of our series called 'TREK.' The full title of our series is, 'TREK: Don't Stop, Don't Give Up—God's with You!' A trek is a long journey, and it's the kind of journey where you don't always know what's ahead. Sometimes it's exciting. Sometimes it's confusing. And sometimes you wish you had a map that told you everything before you started. But most of the time, that's not how a trek works.

"All month long, we're talking about what it looks like to keep going on a journey with God, even when things don't make total sense yet. And you know, that reminds me of something we all have in common: at some point, we all have questions. Questions about what's happening. Questions about what we're supposed to do next. Questions about God. And having questions doesn't mean you're doing something wrong. It just means you're human. We'll talk more about that later on.

What You Do:

- Download the slides or optional videos and have them ready to use. If you do not have screen capabilities, you have Orange's permission to enlarge and print the slides on paper.
- Download the sound effects from the Large Group scripts folder and have them ready to use.
- Refer to week 1 to confirm that your church has appropriate licensing to perform or play music and sound effects in your kids' environments.

"Today, we're going to start with a game called 'What's on the Path?' It's going to feel a little bit like being on a trek—you won't always know what's coming next, but keep moving anyway!"

SLIDE: What's on the Path? Title

"We're going on an imaginary trek together, friends! Here's how it works: I'm going to describe different obstacles you might face on a journey, and when I say what it is, I want you to act it out right where you are. Sound good?"

"Alright, everyone! Stand up, lace up your hiking boots, and put on your backpack—it's time to climb!"

AUDIO: Upbeat music

(Quickly call out different trek-related activities for kids to act out. The pace should be fast and energetic. You can act out the activities alongside the kids and have them mirror you, or just have the kids make up their own actions for each activity as you call them out. Some examples are below.)

"First, you come to a bridge that crosses a deep river. Now jump across the bridge!"

(Pause for a few seconds while the kids act out the activity.)

"Next, you find a cave that's really low. Duck down so you don't hit your head!"

(Pause for a few seconds while the kids act out the activity.)

"Now there's a fallen tree in your way. Carefully step over it."

(Pause for a few seconds while the kids act out the activity.)

"Oh no! You've lost the trail! Turn around and head back the way you came."

"Now you need to build a tent to rest for the night."

"Time to sled down a snowy hill. Woohoo!"

"Oh no! Run away from the bear!"

"Time to stop and eat a protein bar!"

"Duck! Sled! Jump! Dodge the tree! Unroll the sleeping bag!"

"And ... time to go sleep under the stars."

(As time allows, continue calling out more trek-related activities or start the game over from the beginning.)

"Whew, that was a fun trek! Great job, everyone! You guys can take your seats."

"As we were doing that, some of those things probably felt easy, right? Some of them might have felt a little confusing. And some of you were probably wondering what was coming next.

"That's kind of what a trek is like. You don't always know what's ahead. You don't always know why something is happening. And you don't always have all the answers. We're going to be learning a lot about questions and answers today!

"In fact, that's today's Bottom Line! Let's check it out.

SLIDE: Bottom Line

[Bottom Line] "Keep following God, even when you have questions. Say that with me!"

KIDS AND HOST: [Bottom Line] "Keep following God, even when you have questions."

HOST: "Great job today, everyone! Now, let's go find out more about how we can keep following God, even when we have questions!"

11 min

Worship Option 1 | Amazing Music

3 min

Move | Worship Song

What You Need

No supplies needed

3 min

Way Maker | Worship Song

What You Need

No supplies needed

5 min

Memory Verse

Note: We've suggested worship songs below from Amazing Music and Orange Kids Music. We've created these worship resources to be developmentally appropriate for elementary and preteen kids by incorporating simple, direct language, fun dance movements, and upbeat, current arrangements.

We've chosen specific songs that amplify our teaching content for this month. We recommend that you use these songs as scripted below, or combined with other popular worship songs that your kids know and love. Orange Kids Music can be purchased at store.thinkorange.com. Amazing Music is available on APlay with Amazing+, or as an Add-On.

(Worship Leaders enter as Host exits.)

WORSHIP LEADER: "Hey, everyone! I'm so glad you're here today! It's time to worship together!"

"When we worship, we sing to God and remember that He's with us on our journey. Even when things feel confusing or we have questions, God is still moving and still working.

"So let's stand up, get ready to move, and worship God together!"

SONG: "Move" Dance Motion, Lyric or Instrumental Lyric Videos are available with Amazing Music on APlay

"Wow! You all sang that like you meant it! Now, let's sing another song that helps us remember something so important that Jesus gives us—freedom! When we follow Him, we don't have to worry or try to be the best. Jesus already loves us completely! Let's sing this one loud!"

"This next song reminds us that God is always with us and always at work, even when we don't understand everything yet. God is in the business of doing amazing miracles! He is a Way Maker!"

SONG: "Way Maker" Dance Motion, Lyric or Instrumental Lyric Videos are available with Amazing Music on APlay

"This week, when you start getting focused on other things or questions pop up, remind yourself that the God you follow is good and makes a way when there seems to be no way."

"Now, let's take a look at our monthly Memory Verse. It's found in Galatians 6:9. I'll read it first, and then I will lead you through it!"

SLIDE: Memory Verse

What You Need

No supplies needed

WORSHIP LEADER: *"Let us not become tired of doing good. At the right time we will gather a crop if we don't give up. —Galatians 6:9 NIV"*

"Now, let me guide you through it! Let's say it nice and loud!"

WORSHIP LEADER: *"Let us not"*

KIDS AND WORSHIP LEADER: *"Let us not"*

WORSHIP LEADER: *"become tired of doing good."*

KIDS AND WORSHIP LEADER: *"become tired of doing good."*

WORSHIP LEADER: *"At the right time"*

KIDS AND WORSHIP LEADER: *"At the right time"*

WORSHIP LEADER: *"we will gather a crop"*

KIDS AND WORSHIP LEADER: *"we will gather a crop"*

WORSHIP LEADER: *"if we don't give up."*

KIDS AND WORSHIP LEADER: *"if we don't give up."*

WORSHIP LEADER: *"Galatians 6:9!"*

KIDS AND WORSHIP LEADER: *"Galatians 6:9!"*

WORSHIP LEADER: *"Yay! Crops are good things! They are food as a result of hard work. So if we do good, if we don't give up doing good, God promises that we will gather something good!"*

10 min

Worship Option 2 | Orange Kids Music

5 min

Never Give Up | Orange Kids Music

What You Need

No supplies needed

5 min

Can't Stop Won't Stop | Worship song

What You Need

No supplies needed

Note: We've suggested worship songs below from Amazing Music and Orange Kids Music. We've created these worship resources to be developmentally appropriate for elementary and preteen kids by incorporating simple, direct language, fun dance movements, and upbeat, current arrangements.

We've chosen specific songs that amplify our teaching content for this month. We recommend that you use these songs as scripted below, or combined with other popular worship songs that your kids know and love. Orange Kids Music can be purchased at store.thinkorange.com. Amazing Music is available on APlay with Amazing+, or as an Add-On.

WORSHIP LEADER: "Alright, everyone, let's get ready to worship! This is our chance to celebrate how good God is! He made each one of us, He loves us more than we can imagine, and He's always with us, no matter what we're going through.

"Remember, when we sing, we're not just saying words, we're thanking God for who He is and all the amazing things He's done. So come on, let's stand up, smile big, and sing out loud to show God how much we love Him!

SONG: "Never Give Up" available on Store.ThinkOrange.com

"You guys sound amazing! Did you know God hears every word? He loves it when we take time to worship Him—not just with our voices, but with our lives. Let's keep worshipping together!

SONG: "Can't Stop Won't Stop" available on Store.ThinkOrange.com

"Great job, everyone! I love worshipping God with you all! Here's what we can remember today: worship doesn't stop here. You can keep worshipping God all through this week by the way you live, the way you treat people, and the way you trust Him.

62 min

Bible Story

12 min

StoryLab Bible Story | Video

What You Need

No supplies needed

12 min

So and So Show Bible Story | Video

What You Need

No supplies needed

Note: We're so excited to be going through key stories of the Bible this year and learning more about its Author—God! It's God's Big Story! But to provide you with flexibility as you experience God's Big Story in your own unique setting, there's more than one way to use the following script!











If you want to follow "God's Big Story," read the following script straight through. Each week will build on the previous ones. But, if your church wants to teach a Large Group session without connecting it to what has come before, there are two sections in the script below that are optional—"God's Big Story Opener" and "God's Big Story Closer." (Or if you are joining us at some point throughout the year, you can opt out of the God's Big Story part and just join us as we journey through the rest of the story of Scripture!) We're going to go through the Bible as we teach throughout the year, but whether or not you share God's Big Story each week is up to you!

Whatever way you decide to use the following, know that we're praying diligently for you—we're asking God to help kids see and believe that He loves them, He invented them, and He wants to be their closest Friend. Forever. It's an honor to get to know God with you through the Bible this year!

38 min

Bible Story (Live)

What You Need

 Storyteller	1
 Host	1
 Table	1
 Bible	1
 Pipe and drape for curtain	1
 Curtain that can go between pipe and drain	Several
 Chairs	2
 Wigs	2
 Scroll (This can be a foot-wide length of butcher paper that is rolled up.)	1
 Calm music to use as kids exit the room	1

What You Do:

- Download the slides and have them ready to use. If you do not have screen capabilities, you have Orange's permission to enlarge and print the slides on paper.
- Confirm that your church has appropriate licensing to perform or play music and sound effects in your kids' environments (see above under Opener).
- Set up a curtain at the front of the teaching area that splits the area in two. Make sure the audience can see the area on both sides of the curtain.
- Set up two chairs on the side where the Ethiopian official will be sitting.
- Have the props—two wigs and one scroll—ready on the table.

BIBLE STORY (STORYTELLER SCRIPT)

SLIDE: Theme Background

Note: We're so excited to be going through key stories of the Bible this year and learning more about its Author—God! It's God's Big Story! But to provide you with flexibility as you experience God's Big Story in your own unique setting, there's more than one way to use the following script!

If you want to follow "God's Big Story," read the following script straight through. Each week will build on the previous ones. But, if your church wants to teach a Large Group session without connecting it to what has come before, there are two sections in the script below that are optional—"God's Big Story Opener" and "God's Big Story Closer." (Or if you are joining us at some point throughout the year, you can opt out of the God's Big Story part and just join us as we journey through the rest of the story of Scripture!) We're going to go through the Bible as we teach throughout the year, but whether or not you share God's Big Story each week is up to you!

Whatever way you decide to use the following, know that we're praying diligently for you—we're asking God to help kids see and believe that He loves them, He invented them, and He wants to be their closest Friend. Forever. It's an honor to get to know God with you through the Bible this year!

INTRODUCTION

(Things to have ready: Make sure the table is set up at the front of the teaching area so the Storyteller can place their Bible on it and read from it. Two wigs and one scroll on the table. Curtain set up at the front of the room. Two chairs set up on the side of the curtain where the Ethiopian official will sit.)

STORYTELLER: "Hi, friends! I'm so glad you're here today! I love learning about God with you!

"This month, we've been talking about a trek and what it looks like to keep going, even when the path isn't always clear. Our theme this month is, 'TREK: Don't Stop, Don't Give Up—God's with You!'

"And today's story fits right into that theme. Our Bottom Line for today says this: **[Bottom Line] Keep following God, even when you have questions.**

"In this story, we'll meet two people—someone who was reading the Bible but didn't understand what it meant, and someone else who was following God's direction without knowing exactly why. Both of them probably had lots of questions!

"But before we get into our true story from the Bible today, let me tell you about something amazing we've been doing all school year! In fact, at the end of this month, we'll be through!

"We've been going through the Bible cover to cover!

"Why are we doing that? Well, part of the reason God gave us the Bible is so we could know Him. He wants us to be close to Him. So as we go through the Bible this year, we hope to learn more about God!"

GOD'S BIG STORY OPENER (OPTIONAL)

STORYTELLER: "We're going to go through God's Big Story in the Bible together so we can learn about God! (*Gesture to slide.*)

SLIDE: God's Big Story

"Let me catch you up on where we've been in God's Big Story so far!

(If you have the Timeline Images up, feel free to point to them as you talk about them.)

"You might remember that, in the beginning, God created everything. He made the world, the animals, people ... everything! God made the first people for the same reason He made all people—to be His close, close friends. But sadly, the first people God made chose to turn away from Him and sin. God wanted people to be close to Him, but they couldn't anymore. Pain, sickness, and death entered the world too.

"But God didn't want to leave things that way. So He put His rescue plan in motion right from the start!

"God was going to rescue everything through a family! God chose a man named Abraham and promised that his family would bless the whole world. Abraham had a great-grandson named Joseph, who became a leader in Egypt and saved his family—God's people. Over time, God's people grew but were enslaved by a new Pharaoh. 'Help us!' they cried out to God. God freed His people and brought them to the super-nice home He had designed for them, the Promised Land.

"After God's people were settled in the Promised Land, they disobeyed God—again and again and again. Even the kings God gave them rebelled! So, God split the nation in two—into the northern kingdom of Israel and the southern kingdom of Judah. Prophets spoke for God saying, 'Come back to Me!' But the northern kingdom of Israel was destroyed, and the southern kingdom of Judah was taken captive. Oh no! After years in exile, some of God's people returned to rebuild their homeland, while others stayed in foreign lands.

"During that sad time, God kept sending messages to His people about the Rescuer He had promised long ago. 'God's Rescuer is going to come like this!' the prophets said. But for years and years, nothing happened.

"And then it did! God sent Jesus, the Rescuer we needed, just like He promised! While Jesus was on Earth, He showed us who God is because He is God!

"Jesus lived a perfect life, and He gave that perfect life to pay the price for our sin. Because He never did anything wrong, Jesus was able to take on our sin. With His own life, He paid for all the wrong things anyone has ever done or ever will do. He broke the curse of sin we were under. He set us free. With the curse broken, with sin paid for, we could be close to God again! What God had been working on in His Big Story was finally coming true!

"And then Jesus did something else amazing. He rose back to life! Jesus beat death! Our Rescuer, who loves us, is alive and our friend forever and ever.

"But Jesus' friends were confused. Why did Jesus die? Why did He rise again? Jesus spent the next several days on Earth explaining what He had done and why.

"Jesus explained that He was going to leave, but He was going to be with His followers in a new way. He was going to be closer than close, like He always wanted to be! He wanted to be close friends like He was back in the Garden of Eden.

"Then, Jesus went back to heaven. But He sent the gift He had promised—the Holy Spirit! The Holy Spirit is God's very Spirit living in Jesus' followers. Now God lives inside of His people, He is closer than close. And with God's Spirit living in them, God's followers began to do amazing things!

"And that's where we are in God's Big Story!"

SETTING UP THE STORY

STORYTELLER: "We're continuing our journey through the Bible! We're at the part of the Bible where Jesus had died, rose from the dead, gone back to heaven, and sent the Holy Spirit to live inside of His followers. Today's true story is about one of Jesus' followers who was learning what it meant to have the Holy Spirit living inside of him. And the story is also about another man who had a lot of questions about God.

"To help us tell the story, I'm going to need a couple of volunteers. I need one volunteer to play a man named Philip. Raise your hand if you'd like to help!

(Choose one volunteer from the kids who have their hands raised and invite them to the front of the room.)

"And I need one more volunteer to play another man in the story who was an Ethiopian official. Raise your hand if you'd like to volunteer!

(Choose one volunteer from the kids who have their hands raised and invite them to the front of the room.)

"Thanks for helping me out today, friends!

(Give both kids wigs and give the kid playing the Ethiopian official the scroll. Position the kids on both sides of the curtain—the kid playing the Ethiopian official should be on the side with the two chairs.)

"Let's dive in. This story takes place after Jesus went back to heaven and sent His Holy Spirit to live inside of His followers. At this time, people

were traveling to many different places, and the message of Jesus was spreading. One of the leaders in the early church was named Philip. *(Have the kid playing Philip pretend they are teaching and helping people.)*

"At the same time, another man was traveling on a long road. *(Have the kid playing the Ethiopian official sit down in one of the chairs and pretend they are traveling along the road, reading the scroll.)*

"He was from a country called Ethiopia, and he was riding in a chariot as he made his way home. As he traveled, he was reading from the Scriptures.

"And that's where our story begins."

PHILIP FOLLOWS GOD, EVEN WHEN HE DOESN'T KNOW WHY

STORYTELLER: "One day, an angel spoke to Philip! Let's see what happened.

(Open the Bible and read Acts 8:26 NlrV.)

An angel of the Lord spoke to Philip. "Go south to the desert road," he said. "It's the road that goes down from Jerusalem to Gaza."

(Have the kid playing Philip act surprised, but start walking in place.)

"That was all God told Philip. God didn't explain why the desert road mattered. He didn't tell Philip who he would meet or what would happen next. Philip had already been busy telling people about Jesus. People were being healed. Crowds were listening. Things were going really well. And now, God was asking him to leave all of that and walk down a road that didn't seem very important at all. But Philip followed God. Philip didn't have the full plan. He just took the next step."

THE ETHIOPIAN OFFICIAL HAS QUESTIONS AND DOESN'T GIVE UP

STORYTELLER: "While Philip was walking along that desert road, he wasn't the only one traveling that day.

(Open the Bible and read Acts 8:27-28 NlrV.)

So Philip started out. On his way he met an Ethiopian official. The man had an important position in charge of all the wealth of the Kandake. Kandake means queen of Ethiopia. This official had gone to Jerusalem to worship. On his way home he was sitting in his chariot. He was reading the Book of Isaiah the prophet.

"This man was riding in a chariot. He had traveled a very long way to worship God in Jerusalem. Now he was heading home. As the chariot rolled along, the man was reading from the Scriptures out loud.

(Have the kid playing the Ethiopian official pretend to read the scroll and look confused.)

"He wanted to understand, but what he was reading didn't make sense to him. He had questions about what he was reading.

"As Philip walked, God spoke to him again.

(Open the Bible and read Acts 8:29 NlrV.)

The Holy Spirit told Philip, "Go to that chariot. Stay near it."

"Philip didn't know who was inside the chariot or why God wanted him there. But once again, Philip followed God.

(Have the kid playing Philip go to the other side of the curtain and run to stand next to the kid playing the Ethiopian official.)

(Open the Bible and read Acts 8:30-31 NlrV.)

So Philip ran up to the chariot. He heard the man reading Isaiah the prophet. "Do you understand what you're reading?" Philip asked. "How can I?" he said. "I need someone to explain it to me." So he invited Philip to come up and sit with him.

(Have the kid playing Philip sit down in the other chair next to the kid playing the Ethiopian official.)

"The Ethiopian official didn't pretend he understood something he didn't. He admitted it. He asked for help. He didn't stop searching just because he had questions."

KEEP ASKING QUESTIONS

STORYTELLER: "The Scripture the Ethiopian official was reading came from the book of Isaiah, which is another book in the Bible.

(Open the Bible and read Acts 8:32-34 NlrV.)

Here is the part of Scripture the official was reading. It says,

"He was led like a sheep to be killed.

*Just as lambs are silent while their wool is being cut off,
he did not open his mouth.*

When he was treated badly, he was refused a fair trial.

Who can say anything about his children?

His life was cut off from the earth."

The official said to Philip, "Tell me, please. Who is the prophet talking about? Himself, or someone else?"

"That was the man's big question. And Philip knew the answer!

(Have the volunteer playing Philip point to the scroll and pretend to start teaching the Ethiopian official.)

"Philip explained that the prophet Isaiah was talking about Jesus. He explained the good news about Jesus to the Ethiopian official!

"As they continued traveling together, something happened that showed just how ready the Ethiopian official was to become a follower of Jesus.

(Open the Bible and read Acts 8:36 NlrV.)

As they traveled along the road, they came to some water. The official said, "Look! Here is water! What can stop me from being baptized?"

"The man didn't wait until he had every answer. He didn't wait until everything made sense. He chose to follow Jesus.

"Philip baptized the Ethiopian official, and then something surprising happened.

(Open the Bible and read Acts 8:39 NlrV.)

When they came up out of the water, the Spirit of the Lord suddenly took Philip away. The official did not see him again. He went on his way full of joy.

(Have the volunteer playing Philip move back to the other side of the curtain.)

"The Ethiopian official kept traveling, but now he was filled with joy. And Philip kept traveling too, telling people everywhere about Jesus. "Thank you, volunteers! You did a great job! You guys can take your seats."

WRAPPING UP THE STORY

STORYTELLER: "Wow, friends ... what an amazing story. Let's remember what happened. First of all, an angel told Philip to go to the desert ... even though Philip was doing great work for God in Samaria. Then, when Philip traveled along the desert road, God told him to go up to the chariot of an Ethiopian official, who had questions about God's Word. Philip was able to tell the official about Jesus! And when they came to some water, Philip baptized the Ethiopian official, who became a Jesus follower too. "Philip listened to and followed God, even when the angel's instructions stopped him from what he was doing. And the Ethiopian official was faithful to keep asking questions, even when he didn't understand. And we can do the same. In fact, that's our Bottom Line for today—let's check it out again.

SLIDE: Bottom Line

[Bottom Line] "Keep following God, even when you have questions. Say that with me."

(Host enters and joins in.)

KIDS, STORYTELLER, AND HOST: [Bottom Line] "Keep following God, even when you have questions."

GOD'S BIG STORY CLOSER (OPTIONAL)

HOST: "Let's take a look at the progress we made in God's Big Story this week!

"This week, we're right up here on the path of God's Big Story after this picture of 'Pentecost!' Today's true story from the Bible shows us that even though Jesus went back to heaven, He was with His followers through the Holy Spirit, and through Him they could do amazing things! *(Gesture to timeline.)*

"This week, we looked at the story of a Jesus-follower named Philip. Philip had the Holy Spirit living in Him just like followers of Jesus do now! As we saw in today's story, the Holy Spirit told Philip, 'Go to that chariot. Stay near it' (Acts 8:29 NIV). Philip listened to the Holy Spirit, and he ended up helping the man inside learn about Jesus and how Jesus loves Him. The same Holy Spirit lives in you. God goes through every bit of life with you, and He will nudge you through the Holy Spirit to go and do things that God would do! You can feel a nudge during your music class, 'Hey, your music teacher needs to hear that she is doing a great job. Can you smile at her and tell her that?' All throughout God's Big Story, God has wanted to be closer than close to people, and now since His Holy Spirit lives inside of you, you can go throughout your life, and He can guide you to do the things He would do. God is loving and joyful and honest and kind, and He will lead you to be that way too! God is super-close to His followers, just like He always wanted in His Big Story!

SLIDE: Week 2 Timeline Image

(If you're making a timeline of printed images on your wall, take this moment to place today's Timeline Image on the clothesline.)

"This week we read about Phillip listening to the Holy Spirit and helping the man from Ethiopia with his big questions about God!"

8 min

Closing

5 min

WHAT'S OUR PART IN THE STORY?

What You Need

No supplies needed

HOST: "So what does this mean for us? In today's story, we met two people who were both on a journey. Philip chose to follow God, even when he didn't understand why God was sending him down a desert road. And the Ethiopian official was reading God's Word and asking questions, even when it didn't make sense to him yet. God didn't wait until either of them had everything figured out before He met them. God was at work while they were still learning and still moving forward.

"God can meet you on your journey too. There may be times when you hear something about God or read something in the Bible and feel confused. You might have questions you don't know the answers to. But that doesn't mean you're doing something wrong. Just like the Ethiopian official, you can keep reading, keep listening, and keep asking. God isn't bothered by your questions. He loves when you have questions! That means you want to know and understand Him more.

"God can also help you keep going when you're not sure what comes next. Sometimes following God means taking the next step without knowing how everything will turn out. Philip didn't know why God sent him to the desert road, but God used that step Philip took to change the Ethiopian man's life forever. In the same way, when you don't know what's ahead, you can trust that God is still with you and still working, even when the path looks unclear.

"The Holy Spirit is going to guide you throughout your life, and it's okay if you don't understand what He's doing, or why He's doing it! Since God is good, you can just trust that He is leading you well, even if you don't understand.

"Whatever questions you're carrying right now, big or small, God sees you. He can meet you right where you are, and He walks with you as you keep going.

STORYTELLER or HOST: "Let's take a quiet moment to talk to God, friends.

"God, thank You for being with us on our journey. Thank You that You don't expect us to understand everything right away, and thank You that You don't walk away from us when we have questions. Thank You for being patient with us while we learn and grow. Help us trust You when

3 min

PRAYER

What You Need

No supplies needed

things feel confusing, and help us keep taking the next step, even when we're unsure. Remind us that You see us, You care about us, and You are always with us. We love You, and we pray these things in Jesus' name. Amen."

AUDIO: Play calm music as the kids exit.

SLIDE: Theme

Optional Video (Media Package): Theme Loop

Getting Ready | K5

Large Group

GETTING READY

Here's everything you need to know to get ready for this week.

APlay

Get the most out of your curriculum with **APlay!** [JoinAPlay.com](https://www.joinaplay.com) is an all-in-one media organization and presentation tool. Experience all of your Orange Curriculum media assets, now pre-built and fully customizable. No more sorting through multiple download folders.

APlay is free with your curriculum subscription and packed with features to help your weekly experience run smoother. **APlay** gives you more time to focus on what truly matters—more ministry, less media management with Apple TV-based media solutions.

Story: Communicating God's Truth in Engaging Ways (25 minutes)
Worship: Inviting People to Respond to God (10 minutes)

1. Opener

What You Need:

- Host

Music and Sound Effects:

- Upbeat music to use as kids enter the room
- Upbeat music to use during the game

Large Group Visuals:

- Theme Slide
- "What's on the Path? Title" Slide
- Bottom Line Slide

Optional Videos:

- Theme Loop
- Theme Intro
- Countdown

What You Do:

- Download the slides or optional videos and have them ready to use. If you do not have screen capabilities, you have Orange's permission to enlarge and print the slides on paper.
- Download the sound effects from the Large Group scripts folder and have them ready to use.
- Refer to week 1 to confirm that your church has appropriate licensing to perform or play music and sound effects in your kids' environments.

2. Worship and Memory Verse

What You Need:

- Worship Leader(s)

Music and Sound Effects:

- "Move" - available on APlay with Amazing Music
- "Way Maker" - available on APlay with Amazing Music
- "Never Give Up" - available on [Store.ThinkOrange.com](https://www.Store.ThinkOrange.com)
- "Can't Stop Won't Stop" - available on [Store.ThinkOrange.com](https://www.Store.ThinkOrange.com)

Large Group Visuals:

- Theme Slide
- Memory Verse Slide

Optional Videos for Orange Kids Music

- "Never Give Up" Dance Moves Video or Live Lyrics Video (available through Store.ThinkOrange.com)
- "Can't Stop, Won't Stop" Dance Moves Video or Live Lyrics Video (available through Store.ThinkOrange.com)

What You Do:

- If you are utilizing the suggested songs from **Amazing Music-**, search for your desired video resource for each song under the Worship section on APlay and add to your service!
- You can access Amazing Music's Dance Motion, Lyric, and Instrumental Videos in APlay under the Worship section.
- Amazing Music Song Trainings are available in Amazing Leaders and FREE on YouTube. <https://www.youtube.com/@AmazingKidsMusic>
- If you are utilizing **the Orange Kids Music** suggestions, simply purchase and download from Store.ThinkOrange.com! You can upload these into APlay for easy use with your 252 curriculum.
- Dance Motion Videos and Lyrics Videos are available for Orange Kids Music songs. For more information, visit Store.ThinkOrange.com.
- *Make sure your church has obtained licensing rights to play or perform music. You can obtain a license to perform worship music from Christian Copyright Licensing International (www.ccli.com). It covers over 200,000 worship songs for congregational singing. You are responsible for including the copyright information on all songs reproduced under the Church Copyright License (including song lyrics projected onscreen). This includes the song title, writer credit(s), copyright notice, and your church's CCLI license number. You can include this information on one of the lyric slides, or you can create a separate slide detailing this information, but the copyright information must appear at least once for each song you play or perform. For example:*

"Hallelujah" words and music by John Doe

©2000 Good Music Co.

CCLI License # 0000

3. Bible Story

What You Need:

- Storyteller
- Host
- Bible
- Table
- Pipe and drape for curtain
- Curtain that can go between pipe and drain
- 2 chairs
- 2 wigs
- 1 scroll (This can be a foot-wide length of butcher paper that is rolled up.)

Music and Sound Effects:

- Calm music to use as kids exit the room

Large Group Visuals:

- Theme Background Slide
- Theme Slide
- Bottom Line Slide

Optional for God's Big Story:

- Clothesline and clothespins for the timeline in your room
- God's Big Story Slide
- Week 2 Timeline Image Slide
- We recommend that you create a timeline in your Large Group room that you can add to throughout this curriculum year as we travel through the Bible. This can be a simple clothesline or a section of the wall where you can hang the printed Timeline Images in order, week by week. We'll provide a Timeline Image for each week of the curriculum. There are two versions of each Timeline Image—a slide and a print version. A digital [God's Big Story poster](#) is available as well in the Orange Store.

Optional Video: (available in APlay)

Our Large Group scripts are interchangeable with these videos so you can plug and play the way you need to each week.

For 252 Kids (Kindergarten through 3rd grade):

- StoryLab: Invite elementary kids to engage with inquisitive young hosts as they explore core biblical truths and stories in a STEAM-inspired setting.

For 252 Preteen (4th and 5th grade):

- The So & So Show: Guide preteens to explore questions of faith through a YouTube-style show full of humor and lots of zany fun.

Additional environment enhancements including:

- Motion graphics, including loops
- Countdown video

What You Do:

- Download the slides and have them ready to use. If you do not have screen capabilities, you have Orange's permission to enlarge and print the slides on paper.
- Confirm that your church has appropriate licensing to perform or play music and sound effects in your kids' environments (see above under Opener).
- Set up a curtain at the front of the teaching area that splits the area in two. Make sure the audience can see the area on both sides of the curtain.
- Set up two chairs on the side where the Ethiopian official will be sitting.
- Have the props—two wigs and one scroll—ready on the table.

Supplies

Large Group Game | What's on the Path?

	Quantity
1. Host	1

Bible Story (Live)

	Quantity
1. Storyteller	1
2. Host	1
3. Table	1
4. Bible	1
5. Pipe and drape for curtain	1
6. Curtain that can go between pipe and drain	Several
7. Chairs	2
8. Wigs	2
9. Scroll (This can be a foot-wide length of butcher paper that is rolled up.)	1
10. Calm music to use as kids exit the room	1

WEEK

THREE

K-5 | W3

Today's Suggested Schedule—May 2026, Week 3

Bible Story: Paul Becomes a Believer | Ananias Helps Paul • Acts 9:1-31

Bottom Line: God can help you see things in a new way.

Monthly Memory Verse: *Let us not become tired of doing good. At the right time we will gather a crop if we don't give up.* • Galatians 6:9 NIRV

Loud sounds, bright lights, and large groups can be overwhelming or overstimulating for some children. To create a more inclusive large group experience, consider offering adaptive tools like noise-canceling headphones, sunglasses, sensory-friendly items, or access to modified spaces.

Prelude: Setting the Tone for the Experience

See the **Getting Ready** pages at the end of this document for a detailed description of what you'll need for today.

In the **Prelude** folder of your curriculum, you'll find a variety of other resources to help you prepare.

Small Group (15 minutes)

Social: Providing Time for Fun Interaction

Opening Activity

Large Group (35 minutes)

Story: Communicating God's Truth in Engaging Ways

Worship: Inviting People to Respond to God

Opener

Worship

Bible Story (sections from God's Big Story are listed as optional)

Prayer

Small Group (25 minutes)

Groups: Creating a Safe Place to Connect

Bible Story Review: Emotion-to-Action (K-1st grade), Shake the Scales Off (2nd-3rd grade); Bible Story Extension and Discussion Questions (Preteen)

Application Activity: Circle of Silence (K-1st grade), Magic Appearing Picture (2nd-3rd grade); Take a Snapshot (Preteen)

Memory Verse Activity: Memory Verse Mountain (K-1st grade), Perseverance Challenge (2nd-3rd grade); Verses to Take with You (Preteen)

Prayer Activity: Pray and Dismiss

Home: Prompting Action Beyond the Experience

Parent Cue Card (Print or Email)

Devotionals for Kids

Parent Cue App



Bible Story

Paul Becomes a Believer | Ananias Helps Paul • Acts 9:1-31

Conversation Starter

When have you discovered something new about God?

Bottom Line

God can help you see things in a new way.

Monthly Memory Verse

Let us not become tired of doing good. At the right time we will gather a crop if we don't give up. • Galatians 6:9 NIRV

15 min

Large Group Opener

5 min

Opener

What You Need

No supplies needed

10 min

Large Group Game | Wildlife Watcher!

What You Need

 Host	1
 Floor tape	1
 Table	1
 Binoculars	1

(Things to have ready: Start line set up with floor tape on one side of the game area. Binoculars on the table in the game area. Game slide. Bottom Line slide.)

HOST: "Hey, everybody! Welcome to [Name of Environment]! I'm so glad you're here today. Whether this is your very first time with us or you've been coming for a long time, we're really excited that you're here!

"Let's take a second and look around the room. Go ahead and wave at someone near you. If you see a friend, give them a quick fist bump or a high five. It's always better when we're together.

"This month, we've been talking about a trek, which is a long journey. Life can feel like a trek! This month, we've been talking about what it looks like not to give up on the trek of life, even when things don't always go the way we expect. Our series is called, 'TREK: Don't Stop, Don't Give Up—God's with You!'

What You Do:

- Download the slides or optional videos and have them ready to use. If you do not have screen capabilities, you have Orange's permission to enlarge and print the slides on paper.
- Refer to week 1 to confirm that your church has appropriate licensing to perform or play music and sound effects in your kids' environments.
- Set up a start line with floor tape at one end of the game area.
- Set binoculars on the table in the game area.

"And today is going to be a great day because we're going to hear a true story from the Bible that reminds us that God is with us on the journey, and He can give us a whole new way of seeing things! But before we get to that, we need to get moving a little bit. We need to wake up our brains, stretch our bodies, and get our energy going. So let's play a game together.

SLIDE: Wildlife Watcher! Title

"This game is called 'Wildlife Watcher!' I'm going to need ten volunteers to come up and help me. Raise your hand if you'd like to play!

(Choose ten volunteers from the kids who have their hands raised and invite them to the game area. Line up kids side by side at the start line.)

"Alright, you all are the animals out in the forest, and I'm the Wildlife Ranger. Here's how the game works: you're all going to stand on the

start line, and I'm going to stand on the other side of room. When I, the Wildlife Ranger, am not looking at you, you're allowed to move forward. But when I turn around and look at you through my binoculars, you have to freeze! If I catch you moving when I'm looking, you have to go back to the start line.

"But here's the catch: when you move, you don't just walk normally. I'm going to call out an animal, and you have to move like that animal. So if I say 'Bear,' walk on all fours like a bear. If I say 'Eagle,' flap your wings like an eagle. If I say 'Rabbit,' hop like a rabbit.

"But remember, you can only move when I'm not looking! The goal is to be the first one to gently tap my back without getting caught.

(Host grabs the binoculars and moves to stand on the opposite side of the room from the start line.)

"Everyone ready? 3 ... 2 ... 1 ... Let's go!

AUDIO: Upbeat music

(Play the game. Whenever their back is turned, the Host calls out different forest animals for the kids to imitate. Make sure the kids are only moving when the Host's back is turned.)

(Once one of the kids has reached the Host and tapped them on the back ...)

"And we have a winner! Great job, friend!

(As time allows, continue with more rounds. Ask for ten new volunteers at the start of each round.)

"It's time to check out our Bottom Line for today! Let's read it together!

SLIDE: Bottom Line

[Bottom Line] "God can help you see things in a new way. Say that with me, everyone!"

KIDS AND HOST: [Bottom Line] "God can help you see things in a new way."

HOST: "Awesome! Great job playing our game today!"

11 min

Worship Option 1 | Amazing Music

3 min

Move | Worship Song

What You Need

No supplies needed

3 min

Not Forgotten | Worship Song

What You Need

No supplies needed

5 min

Memory Verse

What You Need

No supplies needed

Note: We've suggested worship songs below from Amazing Music and Orange Kids Music. We've created these worship resources to be developmentally appropriate for elementary and preteen kids by incorporating simple, direct language, fun dance movements, and upbeat, current arrangements.

We've chosen specific songs that amplify our teaching content for this month. We recommend that you use these songs as scripted below, or combined with other popular worship songs that your kids know and love. Orange Kids Music can be purchased at store.thinkorange.com. Amazing Music is available on APlay with Amazing+, or as an Add-On.

(Worship Leaders enter as Host exits.)

WORSHIP LEADER: "Hi, friends! It's time to worship together. Worship is one of the ways we show God how much we love Him. When we sing, we're reminding ourselves of who God is and how He is always with us and doing amazing things!

SONG: "Move" Dance Motion, Lyric or Instrumental Lyric Videos are available with Amazing Music on APlay

"Wow! You all sang that like you meant it! Now, let's sing another song that helps us remember something so important that Jesus gives us—freedom! When we follow Him, we don't have to worry or try to be the best. Jesus already loves us completely! Let's sing this one loud!

"You guys sound great! This next song reminds us that no matter what we're going through, God sees us, and He never forgets us. We are never, ever forgotten by God!

SONG: "Not Forgotten" Dance Motion, Lyric or Instrumental Lyric Videos are available with Amazing Music on APlay

"Amazing! You all can take a seat! Remember to keep worshipping God throughout the week. Remember, He is with you, and He hears you when you worship.

"Now let's take a look at our Memory Verse for this month! It's found in Galatians 6:9. I'll read it first, and then I'll lead you through it!

SLIDE: Memory Verse

WORSHIP LEADER: "Let us not become tired of doing good. At the right time we will gather a crop if we don't give up. —Galatians 6:9 NIV"

"Now, let me guide you through it! Let's say it nice and loud!"

WORSHIP LEADER: "Let us not"

KIDS AND WORSHIP LEADER: *"Let us not"*

WORSHIP LEADER: *"become tired of doing good."*

KIDS AND WORSHIP LEADER: *"become tired of doing good."*

WORSHIP LEADER: *"At the right time"*

KIDS AND WORSHIP LEADER: *"At the right time"*

WORSHIP LEADER: *"we will gather a crop"*

KIDS AND WORSHIP LEADER: *"we will gather a crop"*

WORSHIP LEADER: *"if we don't give up."*

KIDS AND WORSHIP LEADER: *"if we don't give up."*

WORSHIP LEADER: *"Galatians 6:9!"*

KIDS AND WORSHIP LEADER: *"Galatians 6:9!"*

WORSHIP LEADER: *"Awesome! Crops are good things! They are food that grows as a result of doing all of the hard work of planting and growing. So this verse says that if we do good, if we don't give up doing good, God promises that we will gather something good!"*

10 min

Worship Option 2 | Orange Kids Music

5 min

Never Give Up | Orange Kids Music

What You Need

No supplies needed

5 min

Can't Stop Won't Stop | Worship song

What You Need

No supplies needed

Note: We've suggested worship songs below from Amazing Music and Orange Kids Music. We've created these worship resources to be developmentally appropriate for elementary and preteen kids by incorporating simple, direct language, fun dance movements, and upbeat, current arrangements.

We've chosen specific songs that amplify our teaching content for this month. We recommend that you use these songs as scripted below, or combined with other popular worship songs that your kids know and love. Orange Kids Music can be purchased at store.thinkorange.com. Amazing Music is available on APlay with Amazing+, or as an Add-On.

WORSHIP LEADER: "Alright, everyone, let's get ready to worship! This is our chance to celebrate how good God is! He made each one of us, He loves us more than we can imagine, and He's always with us, no matter what we're going through.

"Remember, when we sing, we're not just saying words, we're thanking God for who He is and all the amazing things He's done. So come on, let's stand up, smile big, and sing out loud to show God how much we love Him!

SONG: "Never Give Up" available on Store.ThinkOrange.com

"You guys sound amazing! Did you know God hears every word? He loves it when we take time to worship Him—not just with our voices, but with our lives. Let's keep worshipping together!

SONG: "Can't Stop Won't Stop" available on Store.ThinkOrange.com

"Great job, everyone! I love worshipping God with you all! Here's what we can remember today: worship doesn't stop here. You can keep worshipping God all through this week by the way you live, the way you treat people, and the way you trust Him.

62 min

Bible Story

Note: We're so excited to be going through key stories of the Bible this year and learning more about its Author—God! It's God's Big Story! But to provide you with flexibility as you experience God's Big Story in your own unique setting, there's more than one way to use the following script!

If you want to follow "God's Big Story," read the following script straight through. Each week will build on the previous ones. But, if your church wants to teach a Large Group session without connecting it to what has come before, there are two sections in the script below that are optional—"God's Big Story Opener" and "God's Big Story Closer." (Or if you are joining us at some point throughout the year, you can opt out of the God's Big Story part and just join us as we journey through the rest of the story of Scripture!) We're going to go through the Bible as we teach throughout the year, but whether or not you share God's Big Story each week is up to you!

Whatever way you decide to use the following, know that we're praying diligently for you—we're asking God to help kids see and believe that He loves them, He invented them, and He wants to be their closest Friend. Forever. It's an honor to get to know God with you through the Bible this year!

12 min

StoryLab Bible Story | Video

What You Need

No supplies needed

12 min







So and So Show Bible Story | Video

What You Need

No supplies needed

38 min

Bible Story (Live)**What You Need**

 Storyteller	1
 Host	1
 Table	1
 Bible	1
 Posterboard and marker (or whiteboard and dry-erase marker)	1
 Kid volunteers	Several

(Things to have ready: Make sure the table is set up at the front of the teaching area so the Storyteller can place their Bible on it and read from it. Prepared posterboard and marker—or whiteboard and dry-erase marker—on the table.)

What You Do:

- Download the slides and have them ready to use. If you do not have screen capabilities, you have Orange's permission to enlarge and print the slides on paper.
- On the posterboard or whiteboard, draw a line down the middle. On one side, write "Reasons to Stop. On the other side, write "Reasons to Keep Going."

INTRODUCTION

(Things to have ready: Set up the table at the front of the teaching area so the Storyteller can place their Bible on it and read from it. Uncut piece of construction paper and piece of construction paper with heart cutout on the table. Flashlight on the table. If possible, have a pre-determined leader ready to dim the lights whenever the Storyteller turns the flashlight on during the teaching.)

STORYTELLER: "Hey, everyone! I'm so excited to learn about God with you! In our series this month, we've been talking about a trek, which is a long journey. Life can feel like a trek! The title of our series is, 'TREK: Don't Stop, Don't Give Up—God's with You!'

"All month long, we've talked about not giving up and trusting that God is with us along the way. Sometimes, as we keep going on the trek of our lives with God, He helps us notice things we've never seen before. It's like someone turns on a light in a dark room, and suddenly, you can see what was there the whole time.

"In our true story from the Bible today, we're going to meet a man who was absolutely sure he was right about everything. He thought he knew who God was and what God wanted. But then, something happened on the road that completely changed the way he saw Jesus, the way he saw other people, and the way he saw his whole life.

"As you listen, pay attention to how God helped him see things in a new way.

"But before we get into that true story from the Bible, let me tell you about something we've been doing all school year. Since August, we've been looking at some of the key stories cover-to-cover in the Bible. At the end of this month, we will be done with our journey! That's only a couple more weeks away!

"Why are we going through the Bible? Well, God has always wanted for us to be His close, close friends. And one of the reasons He gave us the Bible is so that we can know Him! The Bible is God saying, 'Hi. This is Me. And this is what I am like.'

"So as we've gone through the Bible this year, our hope is that we've learned about God!"

GOD'S BIG STORY OPENER (OPTIONAL)

STORYTELLER: "We're going to go through God's Big Story so we can learn about God!"

SLIDE: God's Big Story

"So let me catch you up on where we've been in God's Big Story so far!
(Gesture to slide.)

(If you have the Timeline Images up, feel free to point to them as you talk about them.)

"You might remember that, in the beginning, God created everything. He made the world, the animals, people ... everything! God made the first people for the same reason He made all people—to be His close, close friends. But sadly, the first people God made chose to turn away from Him and sin. God wanted people to be close to Him, but they couldn't anymore. Pain, sickness, and death entered the world too.

"But God didn't want to leave things that way. So He put His rescue plan in motion right from the start!

"God was going to rescue everything through a family! God chose a man named Abraham and promised that his family would bless the whole world. Abraham had a great-grandson named Joseph, who became a leader in Egypt and saved his family—God's people. Over time, God's people grew but were enslaved by a new Pharaoh. 'Help us!' they cried out to God. God freed His people and brought them to the super-nice home He had designed for them, the Promised Land.

"After God's people were settled in the Promised Land, they disobeyed God—again and again and again. Even the kings God gave them rebelled! So, God split the nation in two—into the northern kingdom of Israel and the southern kingdom of Judah. Prophets spoke for God saying, 'Come back to Me!' But the northern kingdom of Israel was destroyed, and the southern kingdom of Judah was taken captive. Oh no! After years in exile, some of God's people returned to rebuild their homeland, while others stayed in foreign lands.

"During that sad time, God kept sending messages to His people about the Rescuer He had promised long ago. 'God's Rescuer is going to come like this!' the prophets said. But for years and years, nothing happened.

"And then it did! God sent Jesus, the Rescuer we needed, just like He promised! While Jesus was on Earth, He showed us who God is because He is God!

"Jesus lived a perfect life, and He gave that perfect life to pay the price for our sin. Because He never did anything wrong, Jesus was able to take on our sin. With His own life, He paid for all the wrong things anyone has ever done or ever will do. He broke the curse of sin we were under. He set us free. With the curse broken, with sin paid for, we could be close to God again! What God had been working on in His Big Story was finally coming true!

"And then Jesus did something else amazing. He rose back to life! Jesus beat death! Our Rescuer, who loves us, is alive and our friend forever and ever.

"But Jesus' friends were confused. Why did Jesus die? Why did He rise again? Jesus spent the next several days on Earth explaining what He had done and why.

"Jesus explained that He was going to leave, but He was going to be with His followers in a new way. He was going to be closer than close, like He always wanted to be! He wanted to be close friends like He was back in the Garden of Eden.

"Then, Jesus went back to heaven. But He sent the gift He had promised—the Holy Spirit! The Holy Spirit is God's very Spirit living in Jesus' followers. Now God lives inside of His people; He is closer than close. And with God's Spirit living in them, God's followers began to do amazing things!

"Jesus' followers, with the guidance and strength of the Holy Spirit, started to tell people about God and His great love! More and more people were becoming followers of Jesus and starting their forever-long friendship with Him! But there was one very dangerous man who wanted to put a stop to its spread. This man didn't love Jesus, and he didn't want anyone else to either.

"And that's where we are in God's Big Story!"

SETTING UP THE STORY

STORYTELLER: "We're continuing our journey through the Bible! We're at the part where Jesus had gone back to heaven, but His followers, with His Holy Spirit inside of them, were telling people everywhere about God and His great love! But there was a very dangerous man who did very bad things to stop this message of Jesus from spreading.

"This very dangerous man's name was Saul. Some of you might know him by another name, Paul, which is another name he went by. He was a very serious religious leader. He had studied under a famous teacher and was proud of how carefully he followed every one of God's laws. He thought he was doing everything exactly right.

"Saul had heard about people who were following Jesus. They were saying that Jesus is God's Son and that He had come back to life. Saul was sure those stories were wrong and dangerous. When some of the other leaders killed a Jesus-follower named Stephen, Saul was there, watching and agreeing with what they did. After that, Saul even got permission to travel to other cities and arrest people who followed Jesus.

"One day, Saul heard that there were Jesus followers in a city called Damascus. He decided to go there and find them. He gathered some helpers, got the permission he needed from the high priest, and started the journey down the road to Damascus, ready to stop anyone who followed Jesus.

"And that's where today's story begins—on that road, with Saul absolutely sure he knew exactly what he was doing."

SAUL THINKS HE SEES THINGS CLEARLY

STORYTELLER: "Saul was sure he was doing the right thing. But as he headed to Damascus, something happened he didn't see coming. Let's see what the Bible says.

(Open the Bible and read Acts 9:3-6 NIV.)

On his journey, Saul approached Damascus. Suddenly a light from heaven flashed around him. He fell to the ground. He heard a voice speak to him, "Saul! Saul! Why are you opposing me?"

"Who are you, Lord?" Saul asked.

"I am Jesus," he replied. "I am the one you are opposing. Now get up and go into the city. There you will be told what you must do."

"In that moment, everything changed for Saul. He had believed that Jesus was dead and the stories about Him were wrong. Now, he had actually heard Jesus speak to him.

"Everyone, look up here for a second.

(Hold up the uncut piece of dark construction paper so everyone can see it. Have a pre-determined leader dim the lights. Turn on the flashlight and shine it onto the back of the paper to illustrate that the light can't shine through the paper.)

"You can shine light on this paper, but it's not shining through the paper. The paper is blocking the light from shining through it. Saul was convinced he could 'see' everything clearly. He thought he knew exactly who was right and who was wrong, and he was sure he understood what God wanted. But on the inside, light hadn't reached his heart.

"After this encounter with Jesus, when Saul stood up and opened his eyes, he realized he was blind. He couldn't see anything! His companions had to lead him into the city, and for three days, he didn't eat or drink anything. Saul found himself in the dark."

(Turn off flashlight.)

GOD HELPS ANANIAS SEE SAUL IN A NEW WAY

STORYTELLER: "While Saul was sitting in the dark in Damascus, not eating or drinking and trying to understand what had happened, God was already at work across town. There was a Jesus-follower there named Ananias.

"One day, the Lord spoke to Ananias in a vision and gave him some very specific instructions.

(Open the Bible and read Acts 9:11-12 NIV.)

The Lord told him, "Go to the house of Judas on Straight Street. Ask for a man from Tarsus named Saul. He is praying. In a vision Saul has seen a man come and place his hands on him. That man's name is Ananias. In the vision, Ananias placed his hands on Saul so he could see again."

"Ananias couldn't believe what he was hearing! He knew exactly who Saul was. He had heard all the reports about how Saul had harmed Jesus-followers in Jerusalem and how Saul had come to Damascus to arrest even more people.

(Open the Bible and read Acts 9:13-16 NIV.)

"Lord," Ananias answered, "I've heard many reports about this man. They say he has done great harm to your holy people in Jerusalem. Now he has come here to arrest all those who worship you. The chief priests have given him authority to do this."

But the Lord said to Ananias, "Go! I have chosen this man to work for me. He will announce my name to the Gentiles and to their kings. He will also announce my name to the people of Israel. I will show him how much he must suffer for me."

"God was telling Ananias that Saul's story wasn't finished. God said Saul would one day tell many people about Jesus.

(Hold up the uncut piece of construction paper and shine the flashlight on it again.)

"From Ananias' point of view, all he could 'see' when he thought about Saul was danger and harm. To him, Saul looked like nothing but trouble. But God could see something else that Ananias couldn't see yet. God knew that Saul's heart would change."

MEETING JESUS CHANGES EVERYTHING

STORYTELLER: "Ananias chose to trust God. Even though he was probably afraid, he went to the house where Saul was staying. He walked in to see the very man everyone was afraid of.

(Open the Bible and read Acts 9:17-18 NIV.)

Then Ananias went to the house and entered it. He placed his hands on Saul. "Brother Saul," he said, "you saw the Lord Jesus. He appeared to you on the road as you were coming here. He has sent me so that you will be able to see again. You will be filled with the Holy Spirit." Right away something like scales fell from Saul's eyes. And he could see again. He got up and was baptized.

"Saul's sight was restored, but it wasn't just his eyes that changed. Meeting Jesus helped Saul see everything in a new way.

(Pick up the piece of paper with the heart cutout. Have a pre-determined leader dim the lights. Hold the paper with the heart cutout in front of you and shine the flashlight on the paper from behind so the audience can see the heart shape.)

"When Saul met Jesus, it was like the lights came on. And a few days later, he didn't just get his physical sight back. Jesus helped him see God, see himself, and see other people in a completely new way. Before, Saul had been trying to stop people from following Jesus. Now, instead of arresting believers, he became one!

(Open the Bible and read Acts 9:20 NIV.)

Right away he began to preach in the synagogues. He taught that Jesus is the Son of God.

"The people who heard Saul were amazed and confused. They knew he had come to Damascus to arrest Jesus-followers, and now he was saying that Jesus is the Son of God. God was helping Saul and the people around him see things in a new way. What had looked like a story of danger and darkness became a story of light, change, and hope."

WRAPPING UP THE STORY

STORYTELLER: "Saul thought he knew exactly what he was doing when he traveled to Damascus to stop people from following Jesus. But on the road, Jesus appeared to him in a blinding light, and Saul suddenly realized he hadn't been seeing the truth at all!

"Meanwhile, God spoke to Ananias and told him to go pray for Saul, even though Ananias was scared and knew Saul's reputation. Ananias obeyed, and when he prayed for Saul, something like scales fell from Saul's eyes. Saul could see again, and his whole life changed. He began telling everyone that Jesus is the Son of God.

"God helped both Saul and Ananias see things in a new way!

"Just like God helped Saul and Ananias see things in a new way, He can do the same for us. That's what today's Bottom Line is about! Let's take a look at it together.

SLIDE: Bottom Line

[Bottom Line] "God can help you see things in a new way. Say that with me."

(Host enters and joins in.)

KIDS, STORYTELLER, AND HOST: **[Bottom Line]** "God can help you see things in a new way."

GOD'S BIG STORY CLOSER (OPTIONAL)

HOST: "Let's take a look at the progress we made in God's Big Story this week!

"This week, we're right up here on the path of God's Big Story in this picture of Paul. We're not sure if Paul rode a horse, but Jesus did speak to him through a blinding light! *(Gesture to timeline.)*

"This week, we learned that Jesus Himself appeared to Paul. Why? Because God wanted more and more people to hear about His great love, and He knew that Paul was a key to that. After Jesus interrupted Paul's journey, Paul turned his life around and went throughout the known world saying, 'Jesus loves you. Follow Him!' So much of what we know about God came from the writings of Paul. So many books of our New Testament were written by Paul—Romans, 1 and 2 Corinthians, Galatians, Ephesians, Philippians, Colossians, 1 and 2 Thessalonians, 1 and 2 Timothy, Titus, and Philemon, were all written by Paul. And, chances are, you and I know about Jesus because someone heard Paul's message about Jesus and told it to someone else, who told it to someone else, and down and down and down until the good news that Jesus loves us and wants to be our forever friend came to us! God wants you to know that He loves you, so He appeared in a blinding light on a road to a man who would spend his life—his voice and his pen—telling everyone about God's great love!

SLIDE: Week 3 Timeline Image

(If you're making a timeline of printed images on your wall, take this moment to place today's Timeline Image on the clothesline.)

8 min

Closing

5 min

WHAT'S OUR PART IN THE STORY?

What You Need

No supplies needed

3 min

PRAYER

"This week, we read about how Jesus interrupted Paul's life to help Paul see Him!"

HOST: "When we hear Saul's story, it reminds us that sometimes WE think we understand exactly what's going on in our lives, but we may not be seeing the full picture.

(Hold up the uncut piece of paper and shine the flashlight behind it.)

"Sometimes we face something confusing, or something happens that we don't understand, and all we can see is the 'dark part' of what's happening. We might feel unsure, worried, or frustrated because we can't tell what God is doing.

"But just like God helped Saul and Ananias see things in a new way, God can help us too.

(Hold up the paper with the heart cut-out and shine the flashlight on the paper from behind. Have a pre-determined leader dim the lights.)

"When Jesus' light shines on our hearts, things change. We aren't living in darkness, and when the light is there, we can now see differently. He shines His light so we can see things we didn't notice before—like how much He loves us and how He's always with us, even when life feels confusing. When we let His light shine, God can help us see ourselves, our situation, and the people around us with new understanding and new compassion.

"And just like Saul had a brand-new way of seeing the world after meeting Jesus, God can help you see your life differently too. You can ask Him to help you when something feels hard to understand, when someone is difficult to love, or when you aren't sure what to do next. God doesn't leave us in the dark. He gives us His light so we can take the next step with confidence, knowing He is always with us.

"Let's talk to the God who can help us see things in a new way!"

PRAYER

STORYTELLER OR HOST: "God, thank You that we don't have to live in the dark. Help us trust You when things feel confusing, and help us see ourselves, other people, and our situations the way You see them. Shine Your light in our hearts so we can follow You with confidence. We want to live in Your light. We love You, and we pray these things in Jesus' name. Amen."

What You Need

No supplies needed

AUDIO: Play calm music as the kids exit.

SLIDE: Theme

Optional Video (Media Package): Theme Loop

Getting Ready | K5

Large Group

GETTING READY

Here's everything you need to know to get ready for this week.

APlay

Get the most out of your curriculum with **APlay!** [JoinAPlay.com](https://www.joinamazing.com) is an all-in-one media organization and presentation tool. Experience all of your Orange Curriculum media assets, now pre-built and fully customizable. No more sorting through multiple download folders.

APlay is free with your curriculum subscription and packed with features to help your weekly experience run smoother. **APlay** gives you more time to focus on what truly matters—more ministry, less media management with Apple TV-based media solutions.

Story: Communicating God's Truth in Engaging Ways (25 minutes)
Worship: Inviting People to Respond to God (10 minutes)

1. Opener

What You Need:

- Host
- Table
- Floor tape
- Binoculars

Music and Sound Effects:

- Upbeat music to use as kids enter the room
- Upbeat music to use during the game

Large Group Visuals:

- Theme Slide
- "Wildlife Watcher! Title" Slide
- Bottom Line Slide

Optional Videos:

- Theme Loop
- Theme Intro
- Countdown

What You Do:

- Download the slides or optional videos and have them ready to use. If you do not have screen capabilities, you have Orange's permission to enlarge and print the slides on paper.
- Refer to week 1 to confirm that your church has appropriate licensing to perform or play music and sound effects in your kids' environments.
- Set up a start line with floor tape at one end of the game area.
- Set binoculars on the table in the game area.

2. Worship and Memory Verse

What You Need:

- Worship Leader(s)

Music and Sound Effects:

- "Move" - available on APlay with Amazing Music
- "Not Forgotten" - available on APlay with Amazing Music
- "Never Give Up" - available on [Store.ThinkOrange.com](https://www.store.thinkorange.com)

- "Can't Stop Won't Stop" - available on Store.ThinkOrange.com

Large Group Visuals:

- Theme Slide
- Memory Verse Slide

Optional Videos for Orange Kids Music

- "Never Give Up" Dance Moves Video or Live Lyrics Video (available through Store.ThinkOrange.com)
- "Can't Stop Won't Stop" Dance Moves Video or Live Lyrics Video (available through Store.ThinkOrange.com)

What You Do:

- If you are utilizing the suggested songs from **Amazing Music-**, search for your desired video resource for each song under the Worship section on APlay and add to your service!
- You can access Amazing Music's Dance Motion, Lyric, and Instrumental Videos in APlay under the Worship section.
- Amazing Music Song Trainings are available in Amazing Leaders and FREE on YouTube. <https://www.youtube.com/@AmazingKidsMusic>
- If you are utilizing the **Orange Kids Music** suggestions, simply purchase and download from Store.ThinkOrange.com! You can upload these into APlay for easy use with your 252 curriculum.
- Dance Motion Videos and Lyrics Videos are available for Orange Kids Music songs. For more information, visit Store.ThinkOrange.com.
- *Make sure your church has obtained licensing rights to play or perform music. You can obtain a license to perform worship music from Christian Copyright Licensing International (www.ccli.com). It covers over 200,000 worship songs for congregational singing. You are responsible for including the copyright information on all songs reproduced under the Church Copyright License (including song lyrics projected onscreen). This includes the song title, writer credit(s), copyright notice, and your church's CCLI license number. You can include this information on one of the lyric slides, or you can create a separate slide detailing this information, but the copyright information must appear at least once for each song you play or perform. For example:*

"Hallelujah" words and music by John Doe

©2000 Good Music Co.

CCLI License # 0000

3. Bible Story

What You Need:

- Storyteller
- Host
- Table
- Bible
- 2 pieces of dark construction paper
- Scissors
- Flashlight

Music and Sound Effects:

- Calm music to use as kids exit the room

Large Group Visuals:

- Theme Background Slide
- Theme Slide
- Bottom Line Slide

Optional for God's Big Story:

- Clothesline and clothespins for the timeline in your room
- God's Big Story Slide
- Week 3 Timeline Image Slide
- We recommend that you create a timeline in your Large Group room that you can add to throughout this curriculum year as we travel through the Bible. This can be a simple clothesline or a section of the wall where you can hang the printed Timeline Images in order, week by week. We'll provide a Timeline Image for each week of the curriculum. There are two versions of each Timeline Image—a slide and a print version. A digital [God's Big Story poster](#) is available as well in the Orange Store.

Optional Video: (available in APlay)

Our Large Group scripts are interchangeable with these videos so you can plug and play the way you need to each week.

For 252 Kids (Kindergarten through 3rd grade):

- StoryLab: Invite elementary kids to engage with inquisitive young hosts as they explore core biblical truths and stories in a STEAM-inspired setting.

For 252 Preteen (4th and 5th grade):

- The So & So Show: Guide preteens to explore questions of faith through a YouTube-style show full of humor and lots of zany fun.

Additional environment enhancements including:

- Motion graphics, including loops
- Countdown video

What You Do:

- Download the slides and have them ready to use. If you do not have screen capabilities, you have Orange's permission to enlarge and print the slides on paper.
- Confirm that your church has appropriate licensing to perform or play music and sound effects in your kids' environments (see above under Opener).
- Take one piece of construction paper and cut a heart in the middle of it.
- Place the uncut piece of construction paper and the piece of construction paper with the heart cutout on the table.
- If possible, have a pre-determined leader ready to dim the lights whenever you turn the flashlight on during the teaching.

Supplies

Large Group Game Wildlife Watcher!		Quantity
1.	Host	1
2.	Floor tape	1
3.	Table	1
4.	Binoculars	1

Bible Story (Live)		Quantity
1.	Storyteller	1
2.	Host	1
3.	Table	1
4.	Bible	1
5.	Posterboard and marker (or whiteboard and dry-erase marker)	1
6.	Kid volunteers	Several

WEEK

FOUR

K-5 | W4

Today's Suggested Schedule—May 2026, Week 4

Bible Story: Paul Shipwrecked • Acts 27–28:10

Bottom Line: Don't give up on God when bad things happen.

Monthly Memory Verse: *Let us not become tired of doing good. At the right time we will gather a crop if we don't give up.* • Galatians 6:9 NIRV

Loud sounds, bright lights, and large groups can be overwhelming or overstimulating for some children. To create a more inclusive large group experience, consider offering adaptive tools like noise-canceling headphones, sunglasses, sensory-friendly items, or access to modified spaces.

Prelude: Setting the Tone for the Experience

See the **Getting Ready** pages at the end of this document for a detailed description of what you'll need for today.

In the **Prelude** folder of your curriculum, you'll find a variety of other resources to help you prepare.

Small Group (15 minutes)

Social: Providing Time for Fun Interaction

Opening Activity

Large Group (35 minutes)

Story: Communicating God's Truth in Engaging Ways

Worship: Inviting People to Respond to God

Opener

Worship

Bible Story (sections from God's Big Story are listed as optional)

Prayer

Small Group (25 minutes)

Groups: Creating a Safe Place to Connect

Bible Story Review: Don't Sink the Ship (K–1st grade), Shipwrecked! (2nd–3rd grade); Bible Story Extension and Discussion Questions (Preteen)

Application Activity: Just Keep Dancing (K–1st grade), Prayer Bottle (2nd–3rd grade); Take a Snapshot (Preteen)

Memory Verse Activity: Which Island? (K–1st grade), Story Verse (2nd–3rd grade); Verses to Take with You (Preteen)

Prayer Activity: Pray and Dismiss

Home: Prompting Action Beyond the Experience

Parent Cue Card (Print or Email)

Devotionals for Kids

Parent Cue App



Bible Story

Paul Shipwrecked • Acts 27–28:10

Conversation Starter

How do you keep trusting God when bad things happen?

Bottom Line

Don't give up on God when bad things happen.

Monthly Memory Verse

Let us not become tired of doing good. At the right time we will gather a crop if we don't give up. • Galatians 6:9 NIRV

15 min

Large Group Opener

5 min

Opener





What You Need

No supplies needed

10 min

Large Group Game | Weather Wheel!

What You Need

	Host	1
	Spinner wheel that's big enough to write on	1
	Dry-erase marker	1
	kid volunteer for every 2-3 rounds you do (Ask for a new volunteer every 2-3 rounds!)	1

AUDIO: Play high-energy music as kids enter.

SLIDE: Theme

Optional Video: Theme Loop

(Host enters with energy and excitement.)

Optional Video: Countdown

Optional Video: Theme Intro

Optional Video: Theme Loop

(Things to have ready: Weather wheel. Game slide. Bottom Line slide.)

OPENER

HOST: "Hey, everyone! I'm so glad you're here today! Go ahead and get comfortable, take a look around, and give someone near you a friendly wave or high-five. It's awesome to see so many faces ready for another adventure together!"

"Every time we gather, we're stepping into another part of our 'TREK,' our big journey of learning what it means to keep going with God. The full name of our series this month is 'TREK: Don't Stop, Don't Give Up—God's with You!' And let me tell you ... Today's trek is a wild one. If you like action, surprises, and plot twists, then you picked the perfect day to be here.

What You Do:

- Download the slides or optional videos and have them ready to use. If you do not have screen capabilities, you have Orange's permission to enlarge and print the slides on paper.
- Download the sound effects from the Large Group scripts folder and have them ready to use.
- Refer to week 1 to confirm that your church has appropriate licensing to perform or play music and sound effects in your kids' environments.
- Using the dry-erase marker, write "Sunny," "Rain," "Wind," "Storm," and "Snow" on the spinner wheel. Place the spinner wheel at the front of the game area.

"But before we jump into our story, we're going to kick things off with a game that might feel a little unpredictable ... because when you go on hikes and treks, you have to prepare for all types of weather. It could be hot and sunny, rainy, fog could roll in, or a thunderstorm might even show up! So we're going to play a game called 'Weather Wheel!' and get prepared for lots of different types of weather! Are you ready?"

SLIDE: Weather Wheel! Title

AUDIO: Upbeat music

"Here's how it works: I'm going to need one volunteer to come up here and spin the Weather Wheel! I'll call out what type of weather the spinner lands on, and then you, the audience, have to act it out!

"So if it lands on 'SUNNY,' stretch your arms up like you're in the warm sun, or wave a pretend fan because it's so hot.

"If it lands on 'RAIN,' move your arms down like rain is falling.

"If it lands on 'WIND,' lean side to side like you're blowing in the breeze.

"If it lands on 'STORM,' stomp your feet and clap like thunder and lightning.

"And if it lands on 'SNOW,' spin slowly like falling snowflakes.

"Now, who would like to come up here and help me? Raise your hand to volunteer!

(Pick one volunteer from the kids who have their hands raised and invite them to join you at the front of the game area.)

"Thank you for volunteering, friend! Are you all ready to see what the weather is going to be?

(Pause for audience response.)

"Let's go! Okay, you can go ahead and spin!

(Play the game. The volunteer spins the Weather Wheel, the Host calls out whatever weather the spinner lands on, and the audience acts out the weather.)

(Continue for as many rounds as time allows. Ask for a new volunteer every two or three rounds.)

"You all did awesome! You can go ahead and take your seats.

"Just like the weather can get really stormy, our lives can get really stormy too. And in today's true story from the Bible, something BIG and STORMY happened to a Jesus-follower who was just doing God's work. It's gonna be a wild ride! Our Jesus-follower totally lived out our Bottom Line for this week. I'll read it to you!

SLIDE: Bottom Line

[Bottom Line] "Don't give up on God when bad things happen. Say that with me!"

KIDS AND HOST: [Bottom Line] "Don't give up on God when bad things happen."

HOST: "Great job! Now let's get ready to hear our awesome Bible Story!"

11 min

Worship Option 1 | Amazing Music

3 min

Move | Worship Song

What You Need

No supplies needed

3 min

Way Maker | Worship Song

What You Need

No supplies needed

5 min

Memory Verse

Note: We've suggested worship songs below from Amazing Music and Orange Kids Music. We've created these worship resources to be developmentally appropriate for elementary and preteen kids by incorporating simple, direct language, fun dance movements, and upbeat, current arrangements.

We've chosen specific songs that amplify our teaching content for this month. We recommend that you use these songs as scripted below, or combined with other popular worship songs that your kids know and love. Orange Kids Music can be purchased at store.thinkorange.com. Amazing Music is available on APlay with Amazing+, or as an Add-On.

(Worship Leaders enter as Host exits.)

WORSHIP LEADER: "Hey, friends! I'm so excited to worship with you today. Before we sing, let's take a second to think about something amazing: Jesus knows you, He cares about you, and He loves spending this time with you. When we sing, we're not just making noise; we're telling Jesus, 'I trust You,' and 'I'm glad You're with me.'

"Let's kick things off with one of our favorite songs from this month called 'Move.'

SONG: "Move" Dance Motion, Lyric or Instrumental Lyric Videos are available with Amazing Music on APlay

"Wow! You all sang that like you meant it! Now, let's sing another song that helps us remember something so important that Jesus gives us—freedom! When we follow Him, we don't have to worry or try to be the best. Jesus already loves us completely! Let's sing this one loud!

"You all sounded incredible! I love the energy in this room. Now we're going to sing 'Way Maker.' This is such a powerful song because it reminds us that even when we don't understand what's happening, God is working behind the scenes. He opens doors we can't see yet, and He leads us through things that feel impossible. He really is our Way Maker!

SONG: "Way Maker" Dance Motion, Lyric or Instrumental Lyric Videos are available with Amazing Music on APlay

"Wow, you guys brought your whole hearts to worship! I love hearing you sing truth about who God is. Keep focusing on how good God is. He is with you! You can take a seat."

"Now let's take a look at our Memory Verse for this month! It's found in Galatians 6:9. I'll read it first, and then I'll lead you through it!

SLIDE: Memory Verse

What You Need

No supplies needed

WORSHIP LEADER: *"Let us not become tired of doing good. At the right time we will gather a crop if we don't give up. —Galatians 6:9 NIV"*

"Now, let me guide you through it! Let's say it nice and loud!"

WORSHIP LEADER: *"Let us not"*

KIDS AND WORSHIP LEADER: *"Let us not"*

WORSHIP LEADER: *"become tired of doing good."*

KIDS AND WORSHIP LEADER: *"become tired of doing good."*

WORSHIP LEADER: *"At the right time"*

KIDS AND WORSHIP LEADER: *"At the right time"*

WORSHIP LEADER: *"we will gather a crop"*

KIDS AND WORSHIP LEADER: *"we will gather a crop"*

WORSHIP LEADER: *"if we don't give up."*

KIDS AND WORSHIP LEADER: *"if we don't give up."*

WORSHIP LEADER: *"Galatians 6:9!"*

KIDS AND WORSHIP LEADER: *"Galatians 6:9!"*

WORSHIP LEADER: *"Great job, friends! Crops were good things! They are food as a result of hard work. So if we do good, if we don't give up doing good, God promises that we will gather something good!"*

10 min

Worship Option 2 | Orange Kids Music

5 min

Never Give Up | Orange Kids Music

What You Need

No supplies needed

5 min

Can't Stop Won't Stop | Worship song

What You Need

No supplies needed

Note: We've suggested worship songs below from Amazing Music and Orange Kids Music. We've created these worship resources to be developmentally appropriate for elementary and preteen kids by incorporating simple, direct language, fun dance movements, and upbeat, current arrangements.

We've chosen specific songs that amplify our teaching content for this month. We recommend that you use these songs as scripted below, or combined with other popular worship songs that your kids know and love. Orange Kids Music can be purchased at store.thinkorange.com. Amazing Music is available on APlay with Amazing+, or as an Add-On.

WORSHIP LEADER: "Alright, everyone, let's get ready to worship! This is our chance to celebrate how good God is! He made each one of us, He loves us more than we can imagine, and He's always with us, no matter what we're going through.

"Remember, when we sing, we're not just saying words, we're thanking God for who He is and all the amazing things He's done. So come on, let's stand up, smile big, and sing out loud to show God how much we love Him!

SONG: "Never Give Up" available on Store.ThinkOrange.com

"You guys sound amazing! Did you know God hears every word? He loves it when we take time to worship Him, not just with our voices, but with our lives. Let's keep worshipping together!

SONG: "Can't Stop Won't Stop" available on Store.ThinkOrange.com

"Great job, everyone! I love worshipping God with you all! Here's what we can remember today: worship doesn't stop here. You can keep worshipping God all through this week by the way you live, the way you treat people, and the way you trust Him.

62 min

Bible Story

Note: We're so excited to be going through key stories of the Bible this year and learning more about its Author—God! It's God's Big Story! But to provide you with flexibility as you experience God's Big Story in your own unique setting, there's more than one way to use the following script!

If you want to follow "God's Big Story," read the following script straight through. Each week will build on the previous ones. But, if your church wants to teach a Large Group session without connecting it to what has come before, there are two sections in the script below that are optional—"God's Big Story Opener" and "God's Big Story Closer." (Or if you are joining us at some point throughout the year, you can opt out of the God's Big Story part and just join us as we journey through the rest of the story of Scripture!) We're going to go through the Bible as we teach throughout the year, but whether or not you share God's Big Story each week is up to you!

Whatever way you decide to use the following, know that we're praying diligently for you—we're asking God to help kids see and believe that He loves them, He invented them, and He wants to be their closest Friend. Forever. It's an honor to get to know God with you through the Bible this year!

12 min

StoryLab Bible Story | Video

What You Need

No supplies needed

12 min

So and So Show Bible Story | Video

What You Need

No supplies needed

38 min

Bible Story (Live)

What You Need

 Storyteller	1
 Host	1
 Table	1
 Bible	1
 Tape	1
 Paper	3
 Book	1

What You Do:

- Download the slides and have them ready to use. If you do not have screen capabilities, you have Orange's permission to enlarge and print the slides on paper.
- Confirm that your church has appropriate licensing to perform or play music and sound effects in your kids' environments (see above under Opener).
- Pre-fold one piece of paper three-fold like you would to put a letter in an envelope, then bring the top and bottom together and add tape to make a triangle cylinder.
- Pre-fold one piece of paper like an accordion.
- Pre-fold one piece of paper into a cylinder, and use tape to keep it together.
- Practice beforehand to make sure the illustration works before you do it live. The paper triangle and accordion should crumble under the weight of the book. The paper cylinder should hold the weight of the book.

(Things to have ready: Set up the table at the front of the teaching area so the Storyteller can place their Bible on it and read from it. Three folded pieces of paper, and book on the table.)

INTRODUCTION

STORYTELLER: "Hi, friends! Welcome! Welcome! I love that we get to keep going on this 'TREK' together. All month long, we've been talking about what it means to follow God step by step—through the fun moments, the surprising moments, and even the tough ones.

"Our theme this month is called: 'TREK: Don't Stop, Don't Give Up—God's with You!'

"Let me ask you something: have you ever had a day where things didn't go the way you planned? Maybe you woke up thinking everything would be normal, and then, boom, something unexpected happened. Sometimes life feels smooth and easy, and sometimes it feels like everything around us is changing quickly to something not-so smooth and easy.

"That's one of the reasons we've been using the word 'TREK.' A trek isn't just a walk—it's a journey where you don't always know what the path ahead will look like. Sometimes it's sunny, sometimes it's rocky, and sometimes you're not sure what's coming around the corner.

"Well, today's true story from the Bible is part of Paul's trek—his journey of following Jesus no matter what. And the moment we're stepping into today is one where Paul's adventure takes a turn for the not-so-good.

"But before we get into more of Paul's journey, let me tell you about something amazing we've been doing all year! And next week, we will have completed our journey!

"Since August, we've been going cover-to-cover through the key stories in the Bible!

"Why have we been doing that? Well, God has always wanted for us to be His close, close friends. And one of the reasons He gave us the Bible

is so that we can know Him! The Bible is God saying, 'Hi. This is Me. And this is what I am like.'

"So as we've gone through the Bible this year, our hope is that we've learned about God!"

GOD'S BIG STORY OPENER (OPTIONAL)

STORYTELLER: "We're going to go through God's Big Story in the Bible so we can learn about God!"

SLIDE: God's Big Story

"So let me catch you up on where we've been in God's Big Story so far! (*Gesture to slide.*)

(If you have the Timeline Images up, feel free to point to them as you talk about them.)

"You might remember that, in the beginning, God created everything. He made the world, the animals, people ... everything! God made the first people for the same reason He made all people—to be His close, close friends. But sadly, the first people God made chose to turn away from Him and sin. God wanted people to be close to Him, but they couldn't anymore. Pain, sickness, and death entered the world too.

"But God didn't want to leave things that way. So He put His rescue plan in motion right from the start!"

"God was going to rescue everything through a family! God chose a man named Abraham and promised that his family would bless the whole world. Abraham had a great-grandson named Joseph, who became a leader in Egypt and saved his family—God's people. Over time, God's people grew but were enslaved by a new Pharaoh. 'Help us!' they cried out to God. God freed His people and brought them to the super-nice home He had designed for them, the Promised Land.

"After God's people were settled in the Promised Land, they disobeyed God—again and again and again. Even the kings God gave them rebelled! So, God split the nation in two—into the northern kingdom of Israel and the southern kingdom of Judah. Prophets spoke for God saying, 'Come back to Me!' But the northern kingdom of Israel was destroyed, and the southern kingdom of Judah was taken captive. Oh no! After years in exile, some of God's people returned to rebuild their homeland, while others stayed in foreign lands.

"During that sad time, God kept sending messages to His people about the Rescuer He had promised long ago. 'God's Rescuer is going to come like this!' the prophets said. But for years and years, nothing happened.

"And then it did! God sent Jesus, the Rescuer we needed, just like He promised! While Jesus was on Earth, He showed us who God is because He is God!

"Jesus lived a perfect life, and He gave that perfect life to pay the price for our sin. Because He never did anything wrong, Jesus was able to take on our sin. With His own life, He paid for all the wrong things anyone has

ever done or ever will do. He broke the curse of sin we were under. He set us free. With the curse broken, with sin paid for, we could be close to God again! What God had been working on in His Big Story was finally coming true!

"And then Jesus did something else amazing. He rose back to life! Jesus beat death! Our Rescuer, who loves us, is alive and our friend forever and ever.

"But Jesus' friends were confused. Why did Jesus die? Why did He rise again? Jesus spent the next several days on Earth explaining what He had done and why.

"Jesus explained that He was going to leave, but He was going to be with His followers in a new way. He was going to be closer than close, like He always wanted to be! He wanted to be close friends like He was back in the Garden of Eden.

"Then, Jesus went back to heaven. But He sent the gift He had promised—the Holy Spirit! The Holy Spirit is God's very Spirit living in Jesus' followers. Now God lives inside of His people; He is closer than close. And with God's Spirit living in them, God's followers began to do amazing things!

"Jesus' followers, with the guidance and strength of the Holy Spirit, started to tell people about God and His great love! More and more people were becoming followers of Jesus and starting their forever-long friendship with Him! But there was one very dangerous man, Paul, who wanted to put a stop to its spread. This man didn't love Jesus, and he didn't want anyone else to either. But then Jesus Himself met Paul in a blinding light! And in a short time, Paul went from hating Jesus-followers to being one of the greatest Jesus-followers who ever lived.

"Paul spent his life—and the words from his pen—telling everyone in the known world a simple message: 'Jesus loves you! Follow Him!' Paul lived a hard, hard life, but he never stopped telling people about Jesus!

"And that's where we are in God's Big Story!"

SETTING UP THE STORY

STORYTELLER: "We're continuing our journey through the Bible! We're at the part of the Bible where Jesus had gone back to heaven, but He sent His Holy Spirit to live inside of His followers. One of Jesus' most dedicated followers was a man named Saul. You might know him as another name he went by, Paul. Paul went from being a Jesus-hater to a Jesus-follower after He met Jesus on the road to Damascus.

"Let me set the scene at this point in Paul's life. Paul had already traveled to many different places to tell people about Jesus. He had taught in synagogues, visited new cities, met new believers, and faced all kinds of challenges along the way. Everywhere he went, he wanted people to know the truth: Jesus loves you! Follow Him!

"Along the way, not everyone was happy about what Paul was teaching. Some people didn't want him to spread the message about Jesus, and things became dangerous for him. Eventually, Paul was arrested,

not because he had done something wrong, but because of what he believed about Jesus.

"At this point in our story, Paul was being sent to Rome to stand before Caesar, who was the ruler of Rome. Because travel was different back then, Paul was journeying there on a ship, along with a group of soldiers, sailors, and other prisoners. It wasn't a short trip. They would be sailing across open water and relying on the wind and weather to carry them where they needed to go.

"And during that journey, the conditions around Paul began to change. The skies. The sea. The wind. Things that no one on the ship could control."

THE STORM ROLLS IN

STORYTELLER: "As Paul and the others set sail toward Rome, the weather began to shift. The winds grew strong, the waves grew restless, and Paul could tell the journey was going to be dangerous. He even warned the crew, but they didn't listen; they decided to keep going anyway.

(Open the Bible and read Acts 27:14-15 NIV.)

Before very long, a wind blew down from the island. It had the force of a hurricane. It was called the Northeaster. The ship was caught by the storm. We could not keep it sailing into the wind. So we gave up and were driven along by the wind.

"The storm got stronger and stronger. The sailors were fighting to stay upright, and the ship felt like it might come apart.

"Now, everyone look up here at this piece of paper. I wonder if it's strong enough to hold some weight? What do you guys think?"

(Hold up the paper folded into a triangle cylinder.)

"Sometimes we think we're strong enough on our own. We try to 'hold it together' by being brave or tough. But watch what happens when the pressure hits.

(Place a book on the triangle cylinder so it crumples immediately.)

"Just like this paper couldn't stand under the weight of the book, the ship Paul was on, and everyone on it, felt like they were about to collapse under the storm.

"The sailors and everybody on board tried to do whatever they could to control the storm on their end.

"Let's read about some of what the sailors on the ship tried to do:

(Open the Bible to Acts 27:16b-20 NIV and read.)

We almost lost the lifeboat that was tied to the side of the ship. So the men lifted the lifeboat on board. Then they tied ropes under the ship itself to hold it together. They were afraid it would get stuck on the sandbars

of Syrtis. So they lowered the sea anchor and let the ship be driven along. We took a very bad beating from the storm. The next day the crew began to throw the ship's contents overboard. On the third day, they even threw the ship's tools and supplies overboard with their own hands. The sun and stars didn't appear for many days. The storm was terrible. So we gave up all hope of being saved."

DON'T LOSE HOPE

STORYTELLER: "The storm didn't stop. Day after day, the wind howled, the waves crashed, and the skies stayed completely dark. No sunlight or stars. No direction. The people on the ship were exhausted and terrified. Everyone felt hopeless. They had tried everything they knew to survive, but nothing worked.

"Let's look at our second paper shape.

(Hold up the paper folded in an accordion shape.)

"Maybe this one is stronger than the triangle. It seems to have more structure, like when we try harder, plan better, or stay positive for as long as we can. I wonder if it can hold the weight of the book.

(Place the book on the accordion-shaped paper so it bends and collapses.)

"It still can't handle the weight!

"That's how the people on the ship felt. They were trying their best, but the storm was too much.

"But Paul stood up and encouraged everyone. Not because he was strong, but because he trusted the One who IS strong.

"This is what Paul told everyone on the ship:

(Open the Bible and read Acts 27:22-24 NIV.)

"Now I beg you to be brave. Not one of you will die. Only the ship will be destroyed. I belong to God and serve him. Last night his angel stood beside me. The angel said, 'Do not be afraid, Paul. You must go on trial in front of Caesar. God has shown his grace by sparing the lives of all those sailing with you.'"

"Paul shared God's message with everyone on the ship: soldiers, sailors, and prisoners. He wanted them to know they didn't have to give up. The storm was big, but God was bigger."

GOD KEEPS HIS PROMISE

STORYTELLER: "The storm was still raging, but Paul clung to his faith in God. He knew exactly what God had told him: that everyone on the ship would survive. And sure enough, land was getting closer. The sailors tried to steer toward it, but the waves were still too strong. The ship began to break apart, and everyone had to jump in the water and make their way to shore. It was wild and chaotic ... but just like God had said, *every single person* made it safely to land.

"This is how the Bible records it:

(Open the Bible and read Acts 27:42-44 NIV.)

The soldiers planned to kill the prisoners. They wanted to keep them from swimming away and escaping. But the commander wanted to save Paul's life. So he kept the soldiers from carrying out their plan. He ordered those who could swim to jump overboard first and swim to land. The rest were supposed to get there on boards or other pieces of the ship. That is how everyone reached land safely."

"The storm had destroyed the ship, but it couldn't destroy God's promise. When everything around them fell apart, God kept everyone safe, just like He said He would.

"That brings us to our last paper shape.

(Pick up the paper cylinder.)

"This shape looks simple, doesn't it? It's a circle. How could this be any different from the other papers? Let's see if it can hold the weight of the book.

(Place the book on top of the cylinder so it holds.)

"Wow! This one is actually the strongest of all three shapes. When pressure comes from above, the cylinder doesn't crumple like the triangle ... and it doesn't collapse like the accordion. See that? This one stays standing. It can handle the weight.

"That's what trusting God is like. When life gets heavy, when things feel confusing or scary, our own strength can only hold up for so long. But God's strength? It holds. Paul wasn't strong because he had all the answers or because he wasn't afraid. Paul was strong because he trusted the One who *never* breaks under pressure.

"Even after they reached the shore, the challenges didn't stop. Paul was bitten by a snake. People didn't know if he'd survive. But God protected him. And not only did Paul live, he also ended up helping people on the island, praying for the sick, and watching God heal them.

(Open the Bible and read Acts 28:9 NIV.)

Then the rest of the sick people on the island came. They too were healed.

"Not a storm, not a shipwreck, not a snake bite—nothing could stop what God was doing. Paul didn't give up on God, even when bad things happened."

WRAPPING UP THE STORY

STORYTELLER: "Paul was traveling by ship as a prisoner, and the weather turned dangerous fast. The storm grew so strong that everyone on board thought they were going to die. But in the middle of that chaos, God sent a message to Paul, letting him know that everyone on the ship would survive. Even though the storm didn't stop, Paul trusted God and encouraged everyone else to stay calm. Eventually, the ship broke apart and crashed onto land, but just like God said, every single person made it safely to shore.

"And even after that, when Paul was bitten by a snake, God kept protecting him. Nothing that happened could stop God's plan. A lot of horrible stuff happened to Paul, but he kept trusting God.

"Why could Paul keep trusting God? Because Paul knew something that's always true: No matter what he was facing, God was still good and was still working for good. And we can trust God no matter what too, because in every situation we face, God is good and He is working for good.

"That reminds me of our Bottom Line for today.

SLIDE: Bottom Line

[Bottom Line] "Don't give up on God when bad things happen. Say that with me."

(Host enters and joins in.)

KIDS, STORYTELLER, AND HOST: [Bottom Line] "Don't give up on God when bad things happen."

GOD'S BIG STORY CLOSER (OPTIONAL)

HOST: "Let's take a look at the progress we made in God's Big Story this week!

SLIDE: God's Big Story

"This week, we're still right up here on this picture of Paul in God's Big Story. We learned about the intense sea voyage that happened at the end of Paul's life. *(Gesture to timeline.)*

"This week, we learned about the story of Paul in a shipwreck. Despite everything Paul went through, he kept proclaiming, 'Trust God. Trust God. Trust God.' The group he preached to at this point in his story was the sailors and crewmen around him, but Paul kept pointing to God in the hardship of the storms and the shipwreck. And that's exactly what God wants to do through you in His Big Story! God moved inside of you through His Holy Spirit, and as you go through your life with Him, He wants you to seek Him despite what you face, and tell others about Him. You are His plan for telling the world—your world—about Him. God has put you exactly where you are to tell the people you encounter about His great love!

SLIDE: Week 4 Timeline Image

(If you're making a timeline of printed images on your wall, take this moment to place today's Timeline Image on the clothesline.)

"This week, we learned about Paul's shipwreck and how Paul trusted God even when life got hard!"

8 min

Closing

5 min

WHAT'S OUR PART IN THE STORY?

What You Need

No supplies needed

HOST: "When we look at Paul's story, it reminds us that bad things can happen, even when we're doing everything right. Paul was following God, helping people, and spreading the good news about Jesus, and he still ended up caught in a terrible storm as a prisoner. But Paul didn't give up on God. He trusted that God was with him, even when everything around him felt out of control. That's something we can learn from too because there will be moments in our own lives when things don't go

the way we hoped or planned. But no matter what we are going through, God is still good and is still working for good.

“Think back to the paper shapes we used earlier. Sometimes we feel like that first shape—the triangle. Life puts pressure on us, and we crumble fast. Maybe something scary happens, or something unfair, or something confusing, and it feels like we break right away. Other times, we might feel like the accordion shape. We hold up for a little while, trying to be strong, but eventually, the pressure gets to us. And that’s okay because all of us feel that way sometimes. We aren’t meant to handle everything in our own strength.

“But trusting God is like that final paper shape, the one that stayed standing even with the weight of the book on top. It doesn’t mean the pressure goes away. It doesn’t mean things are easy. But it does mean we have something stronger holding us up. When we trust God—when we turn to Him in the middle of scary or confusing moments—His strength supports us in a way our own strength never can.

“So when bad things happen, when you feel worried, when something goes wrong at school, when you’re hurt, or when life feels heavy, remember that God didn’t leave Paul in the storm, and He won’t leave you either. He can give you courage when you’re afraid, peace when you’re stressed, and hope when you’re tired. You don’t have to be the strongest. You just need to lean on the One who is strong enough to hold you up.

“Let’s take a few moments to be quiet and let our hearts be still while we pray. Everyone take a deep breath in ... and let it out. That’s great. Now let’s pray.

3 min

PRAYER

What You Need

No supplies needed

STORYTELLER OR HOST: “Dear God, thank You so much that You’re always with us. When we face hard things, please help us trust that You’re still with us and that You’re working things out for good. Remind us that in the end, You will make everything right. We love You, and we pray these things in Jesus’ name. Amen.”

AUDIO: Play calm music as the kids exit.

SLIDE: Theme

Optional Video (Media Package): Theme Loop

Getting Ready | K5

Large Group

GETTING READY

Here's everything you need to know to get ready for this week.

APlay

Get the most out of your curriculum with **APlay!** [JoinAPlay.com](https://www.joinaplay.com) is an all-in-one media organization and presentation tool. Experience all of your Orange Curriculum media assets, now pre-built and fully customizable. No more sorting through multiple download folders.

APlay is free with your curriculum subscription and packed with features to help your weekly experience run smoother. **APlay** gives you more time to focus on what truly matters—more ministry, less media management with Apple TV-based media solutions.

Story: Communicating God's Truth in Engaging Ways (25 minutes)

Worship: Inviting People to Respond to God (10 minutes)

1. Opener

What You Need:

- Host
- Spinner wheel that's big enough to write on
- Dry-erase marker
- 1 kid volunteer for every 2-3 rounds you do (Ask for a new volunteer every 2-3 rounds!)

Music and Sound Effects:

- Upbeat music to use as kids enter the room
- Upbeat music to use during the game

Large Group Visuals:

- Theme Slide
- "Weather Wheel! Title" Slide
- Bottom Line Slide

Optional Videos:

- Theme Loop
- Theme Intro
- Countdown

What You Do:

- Download the slides or optional videos and have them ready to use. If you do not have screen capabilities, you have Orange's permission to enlarge and print the slides on paper.
- Download the sound effects from the Large Group scripts folder and have them ready to use.
- Refer to week 1 to confirm that your church has appropriate licensing to perform or play music and sound effects in your kids' environments.
- Using the dry-erase marker, write "Sunny," "Rain," "Wind," "Storm," and "Snow" on the spinner wheel. Place the spinner wheel at the front of the game area.

2. Worship and Memory Verse

What You Need:

- Worship Leader(s)

Music and Sound Effects:

- "Move" - available on APlay with Amazing Music
- "Way Maker" - available on APlay with Amazing Music
- "Never Give Up" - available on Store.ThinkOrange.com)
- "Can't Stop Won't Stop" - available on Store.ThinkOrange.com)

Large Group Visuals:

- Theme Slide
- Memory Verse Slide

Optional Videos for Orange Kids Music

- "Never Give Up" Dance Moves Video or Live Lyrics Video (available through Store.ThinkOrange.com)
- "Can't Stop, Won't Stop" Dance Moves Video or Live Lyrics Video (available through Store.ThinkOrange.com)

What You Do:

- If you are utilizing the suggested songs from **Amazing Music-**, search for your desired video resource for each song under the Worship section on APlay and add to your service!
- You can access Amazing Music's Dance Motion, Lyric, and Instrumental Videos in APlay under the Worship section.
- Amazing Music Song Trainings are available in Amazing Leaders and FREE on YouTube. <https://www.youtube.com/@AmazingKidsMusic>
- If you are utilizing **the Orange Kids Music** suggestions, simply purchase and download from Store.ThinkOrange.com! You can upload these into APlay for easy use with your 252 curriculum.
- Dance Motion Videos and Lyrics Videos are available for Orange Kids Music songs. For more information, visit Store.ThinkOrange.com.
- *Make sure your church has obtained licensing rights to play or perform music. You can obtain a license to perform worship music from Christian Copyright Licensing International (www.ccli.com). It covers over 200,000 worship songs for congregational singing. You are responsible for including the copyright information on all songs reproduced under the Church Copyright License (including song lyrics projected onscreen). This includes the song title, writer credit(s), copyright notice, and your church's CCLI license number. You can include this information on one of the lyric slides, or you can create a separate slide detailing this information, but the copyright information must appear at least once for each song you play or perform. For example:*

"Hallelujah" words and music by John Doe

©2000 Good Music Co.

CCLI License # 0000

3. Bible Story**What You Need:**

- Storyteller
- Host
- Bible
- Table
- Tape
- 3 pieces of paper
- One book

Music and Sound Effects:

- Calm music to use as kids exit the room

Large Group Visuals:

- Theme Background Slide
- Theme Slide
- Bottom Line Slide

Optional for God's Big Story:

- Clothesline and clothespins for the timeline in your room
- God's Big Story Slide
- Week 4 Timeline Image Slide
- We recommend that you create a timeline in your Large Group room that you can add to throughout this curriculum year as we travel through the Bible. This can be a simple clothesline or a section of the wall where you can hang the printed Timeline Images in order, week by week. We'll provide a Timeline Image for each week of the curriculum. There are two versions of each Timeline Image—a slide and a print version. A digital [God's Big Story poster](#) is available as well in the Orange Store.

Optional Video: (available in APlay)

Our Large Group scripts are interchangeable with these videos so you can plug and play the way you need to each week.

For 252 Kids (Kindergarten through 3rd grade):

- StoryLab: Invite elementary kids to engage with inquisitive young hosts as they explore core biblical truths and stories in a STEAM-inspired setting.

For 252 Preteen (4th and 5th grade):

- The So & So Show: Guide preteens to explore questions of faith through a YouTube-style show full of humor and lots of zany fun.

Additional environment enhancements including:

- Motion graphics, including loops
- Countdown video

What You Do:

- Download the slides and have them ready to use. If you do not have screen capabilities, you have Orange's permission to enlarge and print the slides on paper.
- Confirm that your church has appropriate licensing to perform or play music and sound effects in your kids' environments (see above under Opener).
- Pre-fold one piece of paper three-fold like you would to put a letter in an envelope, then bring the top and bottom together and add tape to make a triangle cylinder.
- Pre-fold one piece of paper like an accordion.
- Pre-fold one piece of paper into a cylinder, and use tape to keep it together.
- Practice beforehand to make sure the illustration works before you do it live. The paper triangle and accordion should crumble under the weight of the book. The paper cylinder should hold the weight of the book.

Supplies

Large Group Game Weather Wheel!		Quantity
1.	Host	1
2.	Spinner wheel that's big enough to write on	1
3.	Dry-erase marker	1
4.	kid volunteer for every 2-3 rounds you do (Ask for a new volunteer every 2-3 rounds!)	1

Bible Story (Live)		Quantity
1.	Storyteller	1
2.	Host	1
3.	Table	1
4.	Bible	1
5.	Tape	1
6.	Paper	3
7.	Book	1

WEEK

FIVE

K-5 | W5

Today's Suggested Schedule—May 2026, Week 5

Bible Story: Heaven • *Revelation 21:3-5*

Bottom Line: God will make everything right in the end.

Monthly Memory Verse: *Let us not become tired of doing good. At the right time we will gather a crop if we don't give up.* • Galatians 6:9 NIRV

Loud sounds, bright lights, and large groups can be overwhelming or overstimulating for some children. To create a more inclusive large group experience, consider offering adaptive tools like noise-canceling headphones, sunglasses, sensory-friendly items, or access to modified spaces.

Prelude: Setting the Tone for the Experience

See the **Getting Ready** pages at the end of this document for a detailed description of what you'll need for today.

In the **Prelude** folder of your curriculum, you'll find a variety of other resources to help you prepare.

Small Group (15 minutes)

Social: Providing Time for Fun Interaction

Opening Activity

Large Group (35 minutes)

Story: Communicating God's Truth in Engaging Ways

Worship: Inviting People to Respond to God

Opener

Worship

Bible Story (sections from God's Big Story are listed as optional)

Prayer

Small Group (25 minutes)

Groups: Creating a Safe Place to Connect

Bible Story Review: Remove the Tears (K-1st grade), Finish the Drawing (2nd-3rd grade)

Application Activity: Refract the Light (K-1st grade), Broken to New (2nd-3rd grade)

Memory Verse Activity: Cross the Finish Line (K-1st grade), Pass the Verse (2nd-3rd grade)

Prayer Activity: Pray and Dismiss

Home: Prompting Action Beyond the Experience

Parent Cue Card (Print or Email)

Devotionals for Kids

Parent Cue App



Bible Story

Heaven • *Revelation 21:3-5*

Conversation Starter

What do you think heaven will be like?

Bottom Line

God will make everything right in the end.

Monthly Memory Verse

Let us not become tired of doing good. At the right time we will gather a crop if we don't give up. • Galatians 6:9 NIRV

15 min

Large Group Opener

5 min

Opener

What You Need

No supplies needed

10 min

Large Group Game | Freeze and Trek Countdown!

AUDIO: Play high-energy music as kids enter.

SLIDE: Theme

Optional Video: Theme Loop

(Host enters with energy and excitement.)

Optional Video: Countdown

Optional Video: Theme Intro

Optional Video: Theme Loop

(Things to have ready: Two identical obstacle courses set up with cones and floor tape. Timer—or smartphone or watch or countdown. Game slide. Bottom Line slide.)

OPENER

HOST: “Hey, everyone! Welcome back to church! I am SO excited you’re here today because this is the very last week of two amazing things!

“It’s the very last week of our ‘TREK’ adventure that we’ve been taking all month. The full name of our series is ‘TREK: Don’t Stop, Don’t Give Up—God’s with You!’ All month long, we’ve been talking about what it means to keep going with God—to trust Him when things are great, when things are strange, and even when things get really, really tough. And you’ve shown up each week ready to learn, ready to try new challenges, and ready to grow. That’s what makes this room so awesome.

“And there’s something else that’s coming to an end this week! Our journey through the key stories of the entire Bible! We are going to look at the very best part of the story, our story, the ending! It’s absolutely incredible and amazing! God has written such a great, true story.

What You Do:

- Download the slides or optional videos and have them ready to use. If you do not have screen capabilities, you have Orange’s permission to enlarge and print the slides on paper.
- Refer to week 1 to confirm that your church has appropriate licensing to perform or play music and sound effects in your kids’ environments.
- *Optional:* Download a countdown video from a royalty-free site. Load it into your presentation software and have it ready to play during the Opener. You could also keep time on a smartphone or watch. *Note: Some presentation software, such as ProPresenter, includes a built-in countdown clock that can be overlaid on a still image.*

What You Need

👤	Host	1
👤	Floor tape	1
👤	Cones (enough to create two obstacle courses to weave in and out of)	Several
👤	kid volunteers for each round you do (Ask for new volunteers at the start of each round!)	12
👤	Timer (or smartphone or watch or countdown)	1

- Create two identical obstacle courses using cones for the kids to weave in and out of. Place floor tape throughout the obstacle courses to create lines for the kids to jump over.
- Create a start line and a finish line for each obstacle course with floor tape.

"But before we get to that, we've got one more 'TREK' challenge to take on. This one is interesting; it looks simple, but really, you don't know what's going to happen. Because on a 'TREK,' paths twist, weather changes, and surprises pop up when you least expect them.

"Our game today is called 'Freeze and Trek Countdown!'

SLIDE: Freeze and Trek Countdown! Title

AUDIO: Fun, upbeat music

"Here's how it works: We have a very simple obstacle course here for you guys. We'll have two teams, and there will be six kids on each team. One pair from each team will go at a time, and you have to weave through the cones and jump over the tape lines.

"But here's the thing: That's too easy! So you don't know how much time you'll have—each round, a random amount of time will pop up for the countdown. It could be 23 seconds or 15 minutes; that would be crazy! You never know! We'll play in rounds, and each round has a different countdown time. One group may get 30 seconds ... another could get one minute ... and another group might only get 15 seconds to make it through the course.

"Oh, and here's another twist! At ANY moment, I might yell, 'FREEZE!' And when I shout that, YOU freeze, and the countdown freezes too. When I yell, 'GO!' you can move again. And the countdown continues!

"So your mission as trekkers is simple: Keep moving through the cones, hop over the tape lines, and finish the course. The first team to get to the end wins.

"Okay, let's get our teams in place! I need 12 volunteers. Raise your hand if you want to play 'Freeze and Trek Countdown!'

(Pick 12 volunteers from the kids who have their hands raised, invite them to the game area, and split them into two teams of six. Line up each team in three pairs of two at the start of their obstacle course. There are three rounds, and two kids from each team will run through the obstacle course each round.)

ROUND 1

"Alright, first group, line up at your start lines!

"Your countdown is ... one minute!

"Ready? Three ... two ... one ... GO!

(Start one-minute countdown. Kids run to the finish line. Make sure they are weaving around the cones and jumping over the floor tape lines.)

"And FREEZE!

(Countdown freezes. Kids freeze.)

" ... and GO!

(Countdown resumes. Kids try to run to the finish line.)

(Once there are five seconds left on the one-minute timer ...)

"Five ... four ... three ... two ... one ... TIME!

"Nice work, trekkers! It looks this team *(gesture to team)* won this round! Great job!

"Let's get our next two pairs from each team ready to race!

ROUND 2

"Okay, next group, it's your turn!

"This round gets ... 20 seconds!

"Ready? Three ... two ... one ... GO!

(Start 20-second countdown. Kids run to the finish line. Make sure they are weaving around the cones and jumping over the floor tape lines.)

"FREEZE!

(Countdown freezes. Kids freeze.)

"GO!

(Countdown resumes. Kids run to the finish line.)

"Ten seconds left, keep going!

(Once the 20-second countdown is up ...)

"And ... that's time!

"It looks this team *(gesture to team)* won this round! Great job! Let's get our last two pairs from each team ready to race!"

ROUND 3

"Last round! Go ahead and step up to your team's starting line!

"Your time is ... 12 seconds! Let's see that courage!

"Three ... two ... one ... GO!

(Start 12-second countdown. Kids run to the finish line. Make sure they are weaving around the cones and jumping over the floor tape lines.)

"FREEZE!

(Countdown freezes. Kids freeze.)

"GO!

(Once the 12-second countdown is up ...)

"That's time!

"It looks this team *(gesture to team)* won our final round! Great job to both of our teams!

(If time allows, continue with more rounds. Ask for 12 new volunteers at the start of each round.)

"You all did amazing! You kept going, even when the countdown surprised you. What a journey! We're going to unpack such an amazing thing today—even on this journey we're all on in this life, God has a plan to make everything right in the end.

"In fact, that's our Bottom Line for today! Let's check out what it says.

[Bottom Line] "God will make everything right in the end. Say that with me!"

KIDS AND HOST: **[Bottom Line]** "God will make everything right in the end."

HOST: "Thanks for playing our game with me today, friends! We've got an awesome Bible Story coming up—let's go hear about the amazing ending to our story!"

11 min

Worship Option 1 | Amazing Music

3 min

Move | Worship Song

What You Need

No supplies needed

3 min

One Day | Worship Song

What You Need

No supplies needed

5 min

Memory Verse

Note: We've suggested worship songs below from Amazing Music and Orange Kids Music. We've created these worship resources to be developmentally appropriate for elementary and preteen kids by incorporating simple, direct language, fun dance movements, and upbeat, current arrangements.

We've chosen specific songs that amplify our teaching content for this month. We recommend that you use these songs as scripted below, or combined with other popular worship songs that your kids know and love. Orange Kids Music can be purchased at store.thinkorange.com. Amazing Music is available on APlay with Amazing+, or as an Add-On.

(Worship Leaders enter as Host exits.)

WORSHIP LEADER: "Hi, friends! We're going to take a few minutes to worship Jesus together. Worship is our chance to stop, breathe, and remember who God is. No matter what kind of week you've had, God loves you, God sees you, and God is with you.

"Get ready to move, stretch, and sing ... here comes our first song, 'Move'!

SONG: "Move" Dance Motion, Lyric or Instrumental Lyric Videos are available with Amazing Music on APlay

"Wow! You all sang that like you meant it! Now, let's sing another song that helps us remember something so important that Jesus gives us—freedom! When we follow Him, we don't have to worry or try to be the best. Jesus already loves us completely! Let's sing this one loud!

"I love hearing you guys sing and seeing you worship. Our next song, 'One Day,' helps us focus on the hope God gives us. One day, everything will be made right, just like God promised. Let's sing this together and remember that one day, we get to be at home with God forever!

SONG: "One Day" Dance Motion, Lyric or Instrumental Lyric Videos are available with Amazing Music on APlay

"Wow! You all can sing! What a joyful noise that was! Did you know God hears us when we sing? And it makes Him so happy! Remember to keep worshipping Him throughout this week!"

"Now it's time to look at our Memory Verse for this month! It's found in Galatians 6:9. I'll read it first, and then I'll lead you through it!

SLIDE: Memory Verse

What You Need

No supplies needed

WORSHIP LEADER: *"Let us not become tired of doing good. At the right time we will gather a crop if we don't give up. —Galatians 6:9 NIRV*

"Now, let me guide you through it! Let's say it nice and loud!"

WORSHIP LEADER: *"Let us not"*

KIDS AND WORSHIP LEADER: *"Let us not"*

WORSHIP LEADER: *"become tired of doing good."*

KIDS AND WORSHIP LEADER: *"become tired of doing good."*

WORSHIP LEADER: *"At the right time"*

KIDS AND WORSHIP LEADER: *"At the right time"*

WORSHIP LEADER: *"we will gather a crop"*

KIDS AND WORSHIP LEADER: *"we will gather a crop"*

WORSHIP LEADER: *"if we don't give up."*

KIDS AND WORSHIP LEADER: *"if we don't give up."*

WORSHIP LEADER: *"Galatians 6:9!"*

KIDS AND WORSHIP LEADER: *"Galatians 6:9!"*

WORSHIP LEADER: "Great job, friends! Crops were good things! They are food as a result of hard work. So if we do good, if we don't give up doing good, God promises that we will gather something good!"

10 min

Worship Option 2 | Orange Kids Music

5 min

Never Give Up | Orange Kids Music

What You Need

No supplies needed

5 min

Can't Stop Won't Stop | Worship song

What You Need

No supplies needed

Note: We've suggested worship songs below from Amazing Music and Orange Kids Music. We've created these worship resources to be developmentally appropriate for elementary and preteen kids by incorporating simple, direct language, fun dance movements, and upbeat, current arrangements.

We've chosen specific songs that amplify our teaching content for this month. We recommend that you use these songs as scripted below, or combined with other popular worship songs that your kids know and love. Orange Kids Music can be purchased at store.thinkorange.com. Amazing Music is available on APlay with Amazing+, or as an Add-On.

WORSHIP LEADER: "Alright, everyone, let's get ready to worship! This is our chance to celebrate how good God is! He made each one of us, He loves us more than we can imagine, and He's always with us, no matter what we're going through.

"Remember, when we sing, we're not just saying words, we're thanking God for who He is and all the amazing things He's done. So come on, let's stand up, smile big, and sing out loud to show God how much we love Him!

SONG: "Never Give Up" available on Store.ThinkOrange.com

"You guys sound amazing! Did you know God hears every word? He loves it when we take time to worship Him—not just with our voices, but with our lives. Let's keep worshipping together!

SONG: "Can't Stop Won't Stop" available on Store.ThinkOrange.com

"Great job, everyone! I love worshipping God with you all! Here's what we can remember today: Worship doesn't stop here. You can keep worshipping God all through this week by the way you live, the way you treat people, and the way you trust Him.

62 min

Bible Story

Note: We're so excited to be going through key stories of the Bible this year and learning more about its Author—God! It's God's Big Story! But to provide you with flexibility as you experience God's Big Story in your own unique setting, there's more than one way to use the following script!

If you want to follow "God's Big Story," read the following script straight through. Each week will build on the previous ones. But, if your church wants to teach a Large Group session without connecting it to what has come before, there are two sections in the script below that are optional—"God's Big Story Opener" and "God's Big Story Closer." (Or if you are joining us at some point throughout the year, you can opt out of the God's Big Story part and just join us as we journey through the rest of the story of Scripture!) We're going to go through the Bible as we teach throughout the year, but whether or not you share God's Big Story each week is up to you!

Whatever way you decide to use the following, know that we're praying diligently for you—we're asking God to help kids see and believe that He loves them, He invented them, and He wants to be their closest Friend. Forever. It's an honor to get to know God with you through the Bible this year!

12 min

StoryLab Bible Story | Video

What You Need

No supplies needed

12 min

So and So Show Bible Story | Video

What You Need

No supplies needed

38 min

Bible Story (Live)

What You Need

👤	Storyteller	1
👤	Host	1
👤	Table	1
👤	Bible	1
👤	Cardboard box large enough to hold the tissue box and the bandage/gauze	1
👤	Tissue box	1
👤	Bandage or gauze	1
👤	Piece of dark construction paper	1
👤	Scissors	1
👤	Marker	1
👤	Gift box that is nicely wrapped with a bow	1
👤	Optional: confetti cannon(s)	1

What You Do:

- Download the slides and have them ready to use. If you do not have screen capabilities, you have Orange's permission to enlarge and print the slides on paper.
- Confirm that your church has appropriate licensing to perform or play music and sound effects in your kids' environments (see above under Opener).
- Cut the piece of construction paper into a heart and add marks to it with the marker, rip the heart a little, and make it look rough.
- Put the tissue box, bandage/gauze, construction paper heart, and cardboard box on the table for the Storyteller.
- Put the wrapped gift box backstage or under the table so it stays hidden until it's used during the teaching.
- *Optional: Set the confetti cannon(s) on the table. (There will be several opportunities to shoot confetti cannons, or feel free to use whatever method is celebratory for your environment. Reaching the end of the story of the entire Bible and talking about heaven are great reasons to celebrate!)*

(Things to have ready: Set up the table in the teaching area so the Storyteller can place their Bible on it and read from it. Tissue box, bandage/gauze, construction paper heart, and cardboard box on the table. Wrapped gift box backstage or under the table. Optional: confetti cannon[s].)

INTRODUCTION

STORYTELLER: "Hello, trekkers! We've been on quite a journey this month, haven't we? Storms, surprises, big questions, new ways of seeing things. And you've stuck with us every step. That's what makes a 'TREK' so exciting. You never know what challenge you're going to face next or what amazing moment is waiting around the corner. Our theme this month has been: 'TREK: Don't Stop, Don't Give Up—God's with You!'

"And not only have we been on quite a journey this month, we've also been on quite a journey all year! Way back in August, we began our journey through the key stories of the Bible! And today is our very last day of that journey!

"Think about your favorite stories, books, movies, even video games. They all have something in common—they build up to a moment when everything finally comes together. The hero reaches the end of the adventure, the mystery gets solved, or the whole story finally makes sense.

"Well, today, we're stepping into a moment like that. Today isn't about the beginning of the story God has been telling in the Bible ... and it's not about the middle either. Today, we get to look toward the ending, the part that God wants His people to hold onto when life gets confusing, scary, or just plain hard.

"And guess what? This ending is full of hope. It's full of joy. It's full of promises that God Himself says will come true. It's your forever future!

"I hope this year as you've traveled through the Bible, you've learned about God. That's one of the most important reasons why He gave us the Bible—for us to know about Him. The Bible is God saying, 'Hi. This is Me. And this is what I am like.'"

"Let's go learn about the beautiful ending to our story that He wrote for us!"

GOD'S BIG STORY OPENER (OPTIONAL)

STORYTELLER: "But before we learn about the incredible ending to our story, let's look at the rest of the story so we can get the complete picture.

SLIDE: God's Big Story

"This is the Big Story God has been telling in the entire Bible! (*Gesture to slide.*)

(If you have the Timeline Images up, feel free to point to them as you talk about them.)

"You might remember that, in the beginning, God created everything. He made the world, the animals, people ... everything! God made the first people for the same reason He made all people—to be His close, close friends. But sadly, the first people God made chose to turn away from Him and sin. God wanted people to be close to Him, but they couldn't anymore. Pain, sickness, and death entered the world too.

"But God didn't want to leave things that way. So He put His rescue plan in motion right from the start!

"God was going to rescue everything through a family! God chose a man named Abraham and promised that his family would bless the whole world. Abraham had a great-grandson named Joseph, who became a leader in Egypt and saved his family—God's people. Over time, God's people grew but were enslaved by a new Pharaoh. 'Help us!' they cried out to God. God freed His people and brought them to the super-nice home He had designed for them, the Promised Land.

"After God's people were settled in the Promised Land, they disobeyed God—again and again and again. Even the kings God gave them rebelled! So, God split the nation in two—into the northern kingdom of Israel and the southern kingdom of Judah. Prophets spoke for God, saying, 'Come back to Me!' But the people refused to listen. The northern kingdom of Israel was destroyed, and the southern kingdom of Judah was taken captive. Oh no! After years in exile, some of God's people returned to rebuild their homeland, while others stayed in foreign lands.

"During that sad time, God kept sending messages to His people about the Rescuer He had promised long ago. 'God's Rescuer is going to come like this!' the prophets said. But for years and years, nothing happened.

"And then it did! God sent Jesus, the Rescuer we needed, just like He promised! While Jesus was on Earth, He showed us who God is because He is God!

"Jesus lived a perfect life, and He gave that perfect life to pay the price for our sin. Because He never did anything wrong, Jesus was able to take on our sin. With His own life, He paid for all the wrong things anyone has ever done or ever will do. He broke the curse of sin we were under.

He set us free. With sin paid for, we could be close to God again! What God had been working on in His Big Story was finally coming true!

"And then Jesus did something else amazing. He rose back to life! Jesus beat death! Our Rescuer, who loves us, is alive and our friend forever and ever.

"But Jesus' friends were confused. Why did Jesus die? Why did He rise again? Jesus spent the next several days on Earth explaining what He had done and why.

"Jesus explained that He was going to leave, but He was going to be with His followers in a new way. He was going to be closer than close, like He always wanted to be!

"Then, Jesus went back to heaven. But He sent the gift He had promised—the Holy Spirit! The Holy Spirit is God's very Spirit living in Jesus' followers. And with God's Spirit living in them, God's followers began to do amazing things!

"With the guidance and strength of the Holy Spirit, Jesus' followers started to tell people about God and His great love! More and more people were becoming followers of Jesus and starting their forever-long friendship with Him! But there was one very dangerous man, Paul, who wanted to put a stop to its spread. But after Paul met Jesus on the road to Damascus, Paul went from hating Jesus-followers to being one of the greatest Jesus-followers who ever lived.

"All of the Jesus-followers, filled with God's Holy Spirit, continued to tell the world about Jesus and His great love! This is the part of God's Big Story that we live in now.

"But let me tell you about the future God wrote for us. One day, Jesus is coming back. And you know all of that pain, sickness, and death we still experience? Anything that makes you cry or makes your heart hurt? Well, He is going to end it! He is going to come back to the world and fix everything that is broken.

"Then God is going to bring His home, heaven, right down to earth. God is going to live with His people, like He has always wanted! Like it was in the Garden of Eden! We will live with God forever!

"That is your future. That is your forever. Your friendship with God starts right now and goes on into forever. He is going to be close to you, like He has always wanted to be!

"And now you know the whole story, God's Big Story, of the entire Bible! Yaaaaay!"

(The following section is optional. Feel free to shoot an optional confetti cannon as you finish the content above, or after you add the content below! Or both times! It has been a long, beautiful journey.)

"Do you want to know the short version of God's Big Story? Let's do it! Here is God's Big Story—the story of the whole Bible—short version!

"In the beginning, God made people to be His close, close friends. But they ushered in sin and couldn't be close to God anymore. But that wouldn't do because God loves us so much! So God started His great rescue plan. God worked for years and years until it came. The rescue plan was Jesus! Jesus gave His perfect life, broke the curse of sin, and rose from the dead. Now anyone who believes in what Jesus did for them can be God's friend forever! Then Jesus went back to heaven and sent His Holy Spirit to live inside of His followers. We are all going around right now, teaching people about God and His great love, so more and more people can be God's friends. Then Jesus is going to come back and fix the pain, sickness, and death that is still in the world. And we will live with Him as His friends forever in this fixed world, just like He always wanted! We are going to be God's friends forever!

"Now you know the story of the entire Bible! WOOHOO!" (*Shoot off an optional confetti cannon here if you want to!*)

SETTING UP THE STORY

STORYTELLER: "Let's step into the very last part of the story God has been telling us in the Bible—the part that shows us how everything ends. This is the backstory behind how we know about our forever future!

"One of Jesus' followers, a man named John, had spent his whole life telling people about Jesus. He had seen Jesus' miracles, heard His teaching, and watched Jesus love people who were hurting or forgotten. John wanted everyone to know the good news that Jesus gave His life so we could be God's friends forever.

"But not everyone liked that. Some leaders tried to stop John from talking about Jesus. So John was taken far away from home and sent to live on a lonely island called Patmos. There weren't any crowds there—no busy streets, no churches, just rocks, waves, and lots of quiet.

"Even though John was far away from everyone he knew, he wasn't far from God. God knew exactly where John was. And on that quiet island, God had something special, something hopeful, something world-changing that He wanted to show John.

"John didn't know it yet ... but he was about to get a peek at what is to come, and it's good news for all of us! John wrote down what he saw and heard. We know his writing as the book of Revelation.

"One day, the Holy Spirit gave John an incredible vision. Jesus Himself appeared. His face was shining like the sun, and His voice was like rushing waters!

(Open the Bible to Revelation 1:17-19 NIV and read.)

When I saw him, I fell at his feet as if I were dead. Then he put his right hand on me and said, "Do not be afraid. I am the First and the Last. I am the Living One. I was dead. But now look! I am alive for ever and ever! And I hold the keys to Death and Hell.

"So write down what you have seen. Write about what is happening now and what will happen later."

"Jesus showed John amazing images of things to come. Beautiful things. Terrible things. Confusing things. Some of these things have happened already, and some of them will happen in the future."

NO MORE TEARS

STORYTELLER: "After showing John some amazing things, Jesus showed John the ending to the story. Listen to what Jesus shared:

(Open the Bible and read Revelation 21:3 NIV.)

I saw "a new heaven and a new earth." The first heaven and the first earth were completely gone. There was no longer any sea. I saw the Holy City, the new Jerusalem. It was coming down out of heaven from God. It was prepared like a bride beautifully dressed for her husband. I heard a loud voice from the throne. It said, "Look! God now makes his home with the people. He will live with them. They will be his people. And God himself will be with them and be their God."

"At the end of our story, God is going to live with us! He is going to make His home with us! He is going to be with us, just like He has always wanted.

"And God also told us something else incredible about our forever home. Listen to what John wrote:

(Open the Bible and read Revelation 1:4a.)

"He will wipe away every tear from their eyes. There will be no more death."

"God Himself is going to wipe away all of our tears.

(Hold up the tissue box so the whole room can see it.)

"Do you see this? It's a tissue box. We use tissues when we're sad, when we're hurting, when we're sick, or when things feel too hard. Maybe you've cried because someone hurt your feelings ... or because something didn't go the way you hoped ... or because you lost someone or something you loved.

"Right now, in our world, there are a lot of things that make us cry. But there is coming a day in all of our futures when God Himself will wipe away EVERY tear. That means no more sadness. No more moments that make your heart hurt. No more times when you have to reach for a tissue because something went wrong.

(Hold up the cardboard box so the whole room can see it and put the tissue box in it.)

"This tissue box represents all the tears we cry now ... but God says that one day, all of this will be gone. Sadness won't last forever because God will make everything right."

NO MORE PAIN

STORYTELLER: "God didn't just show John a world with no more tears. He showed him something else—something that every person, young or old, will understand.

(Hold up the bandage/gauze so the whole room can see it.)

"This is a bandage. We use bandages when we get hurt. Maybe you scraped your knee, bumped your elbow, or got a cut that really stung. But sometimes the pain isn't something you can see. Sometimes our hearts hurt because we're worried, scared, or someone hasn't been kind to us.

"In our world right now, we all feel pain sometimes—on the outside and on the inside.

"But listen to what God showed John about our forever home.

(Open the Bible and read Revelation 21:4b NIV.)

"And there will be no more sadness. There will be no more crying or pain. Things are no longer the way they used to be."

"No more pain. No more sickness. No more bandages needed. Imagine a world where nothing hurts anymore—not your body, not your heart, not your feelings.

(Hold up the cardboard box so the whole room can see it and put the bandage/gauze in it.)

"This bandage stands for all the hurt we feel today ... but God says a time is coming when all of that will be gone. God promises a world completely free of hurt. A world where everything is finally the way He meant it to be."

EVERYTHING NEW

STORYTELLER: "God had already shown John a future with no more tears and no more pain. But God didn't stop there. He wanted John, and all of us, to know something even bigger.

(Hold up the construction paper heart so the whole room can see it.)

"Do you see this heart? It's torn and worn out. It reminds me of the way our world sometimes feels. Things break. People make wrong choices. We see fighting, unkindness, unfairness ... and it reminds us that the world is broken because sin entered it. But God showed John something absolutely amazing.

(Open the Bible and read Revelation 21:5a NIV.)

He who was sitting on the throne said, "I am making everything new!"

(Hold up the cardboard box so the whole room can see it and put the construction paper heart in it. Then put the cardboard box on the floor or under the table.)

(Bring out the wrapped gift box and hold it up so the whole room can see it.)

"God promises that He is going to make 'everything new.' Not just a little better ... not just slightly different ... but brand-new, perfect, beautiful, and whole. God promised John that He was going to fix everything that's broken. All the sadness, all the hurt, all the sin—gone.

"This gift reminds us that God is preparing something amazing for His people's forever-future—a place full of His joy, His goodness, and His love. Forever."

WRAPPING UP THE STORY

STORYTELLER: "Wow, friends ... what an amazing picture God gave John. Let's think about what we saw. First, God showed John that He is going to move in with us! And then God showed that we are going to live forever in a place with no more tears, so we put the tissue box away. Then, God promised a world with no more pain, so we put the bandage away too. And then God showed John something even greater: He is going to make EVERYTHING new! Every broken, hurting part of our world will be made right.

"All those things we put inside the box? God says they won't last forever. He is leading His people toward a future filled with joy, safety, goodness, and His perfect love. That's what John saw. That's the ending God is preparing.

"In fact, that's what our Bottom Line today is all about. Let's see what it says!

SLIDE: Bottom Line

[Bottom Line] "God will make everything right in the end. Say that with me."

(Host enters and joins in.)

KIDS, STORYTELLER, AND HOST: [Bottom Line] "God will make everything right in the end."

GOD'S BIG STORY CLOSER (OPTIONAL)

HOST: "Let's take a look at the progress we made in God's Big Story this week! We are at the last two pictures! Right now, we're living in this picture right here of the Church. We are to tell more and more people about Jesus so more and more people become God's friends forever. And then we'll live with Him forever in this last picture—heaven! Hooray!

SLIDE: God's Big Story

"This is it! This is the ending to the whole story! And what has God wanted since the very beginning? Closeness! That's what His plan has been all along. That's what His Big Story has been about all along. One day, Jesus is going to come back. He is going to put an end to pain, sickness, and death! And then, God's home, heaven, is going to come down to earth, and we are going to live with God forever in this new heaven and new earth. God has wanted closeness, and He has worked throughout this entire story to get it! And we will be close with Him, forever, because He purchased that for us! I can't wait to spend forever in heaven with you and Jesus! It's going to be so amazing! Thank You, God, for Your Big Story!

8 min

Closing

5 min

WHAT'S OUR PART IN THE STORY?

What You Need

No supplies needed

3 min

PRAYER

SLIDE: Week 5 Timeline Image

(If you're making a timeline of printed images on your wall, take this moment to place today's Timeline Image on the clothesline.)

"This week we learned about the forever-future of every Jesus-follower: heaven!"

"And that's the last image of God's Big Story!"

(Feel free to fire off another confetti-cannon here!)

HOST: "So, there are two things to keep in mind with the look God gave us into our future. One is that you are still living in the middle of the big story God is telling. And two, your future is so, so, so, sooo good!"

"It's true, you do live in the middle of God's story now. Life now can get so hard. We all have moments when we cry, when we hurt, when we've felt the weight of sin and this broken world. But the God who is so good has promised that He is never going to leave you. So, when life is hard on this side of forever, trust that God is with you. Turn to Him and ask for His help.

"And then also be encouraged by your very real future. Your future is coming! And it is so, so amazing! Your future is forever with God, who is infinitely loving, kind, and good.

"So when the middle of the story that you're living in gets hard, let your future encourage you. God is moving the world toward a day when everything sad, broken, and painful is gone forever. God is going to make everything right again! So you can face today with courage because the God who loves you is making everything new.

"This is your future, Jesus-follower! You are going to see God with your very own eyes! You are going to see what heaven is like with your very own eyes! And you will never have to leave. I can't wait to live in heaven with you forever!

"Let's talk to the God who wrote the greatest true story of all time because He is so good and He loves us so much!"

STORYTELLER OR HOST: "God, we look forward to what is to come. Thank You for promising a future with no more tears, no more pain, and no more brokenness or sin. When our hearts feel sad or hurt right now, help us remember You're with us, and You're making everything new. Fill us with hope, courage, and joy as we follow You every day. Thank You

What You Need

No supplies needed

that this beautiful ending of ours is true. Thank You that there will be a day when we see You face-to-face, forever. We love You, God, and we pray these things in Jesus' name. Amen."

AUDIO: Play calm music as the kids exit.

SLIDE: Theme

Optional Video (Media Package): Theme Loop

Getting Ready | K5

Large Group

GETTING READY

Here's everything you need to know to get ready for this week.

APlay

Get the most out of your curriculum with **APlay!** [JoinAPlay.com](https://www.joinamazing.com) is an all-in-one media organization and presentation tool. Experience all of your Orange Curriculum media assets, now pre-built and fully customizable. No more sorting through multiple download folders.

APlay is free with your curriculum subscription and packed with features to help your weekly experience run smoother. **APlay** gives you more time to focus on what truly matters—more ministry, less media management with Apple TV-based media solutions.

Story: Communicating God's Truth in Engaging Ways (25 minutes)

Worship: Inviting People to Respond to God (10 minutes)

1. Opener

What You Need:

- Host
- Floor tape
- Cones (enough to create two obstacle courses to weave in and out of)
- Timer (or smartphone or watch or countdown)
- 12 kid volunteers for each round (Ask for new volunteers at the beginning of each round!)

Music and Sound Effects:

- Upbeat music to use as kids enter the room
- Upbeat music to use during the game

Large Group Visuals:

- Theme Slide
- "Freeze Trek Countdown!" Slide

Optional Videos:

- Theme Loop
- 5-Minute Countdown
- Theme Intro

What You Do:

- Download the slides or optional videos and have them ready to use. If you do not have screen capabilities, you have Orange's permission to enlarge and print the slides on paper.
- Refer to week 1 to confirm that your church has appropriate licensing to perform or play music and sound effects in your kids' environments.
- *Optional:* Download a countdown video from a royalty-free site. Load it into your presentation software and have it ready to play during the Opener. You could also keep time on a smartphone or watch. *Note: Some presentation software, such as ProPresenter, includes a built-in countdown clock that can be overlaid on a still image.*
- Create two identical obstacle courses using cones for the kids to weave in and out of. Place floor tape throughout the obstacle courses to create lines for the kids to jump over.

- Create a start line and a finish line for each obstacle course with floor tape.

2. Worship and Memory Verse

What You Need:

- Worship Leader(s)

Music and Sound Effects:

- "Move" - available on APlay with Amazing Music
- "One Day" - available on APlay with Amazing Music
- "Never Give Up" - available on Store.ThinkOrange.com
- "Can't Stop Won't Stop" - available on Store.ThinkOrange.com

Large Group Visuals:

- Theme Slide
- Memory Verse Slide

Optional Videos for Orange Kids Music

- "Never Give Up" Dance Moves Video or Live Lyrics Video (available through Store.ThinkOrange.com)
- "Can't Stop, Won't Stop" Dance Moves Video or Live Lyrics Video (available through Store.ThinkOrange.com)

What You Do:

- If you are utilizing the suggested songs from **Amazing Music**, search for your desired video resource for each song under the Worship section on APlay and add to your service!
- You can access Amazing Music's Dance Motion, Lyric, and Instrumental Videos in APlay under the Worship section.
- Amazing Music Song Trainings are available in Amazing Leaders and FREE on YouTube. <https://www.youtube.com/@AmazingKidsMusic>
- If you are utilizing the **Orange Kids Music** suggestions, simply purchase and download from Store.ThinkOrange.com! You can upload these into APlay for easy use with your 252 curriculum.
- Dance Motion Videos and Lyrics Videos are available for Orange Kids Music songs. For more information, visit Store.ThinkOrange.com.
- *Make sure your church has obtained licensing rights to play or perform music. You can obtain a license to perform worship music from Christian Copyright Licensing International (www.ccli.com). It covers over 200,000 worship songs for congregational singing. You are responsible for including the copyright information on all songs reproduced under the Church Copyright License (including song lyrics projected onscreen). This includes the song title, writer credit(s), copyright notice, and your church's CCLI license number. You can include this information on one of the lyric slides, or you can create a separate slide detailing this information, but the copyright information must appear at least once for each song you play or perform. For example:*

"Hallelujah" words and music by John Doe

©2000 Good Music Co.

CCLI License # 0000

3. Bible Story

What You Need:

- Storyteller

- Host
- Bible
- Table
- Cardboard box large enough to hold the tissue box and the bandage/gauze
- Tissue box
- Bandage or gauze
- Piece of dark construction paper
- Scissors
- Marker
- Gift box that is nicely wrapped with a bow
- *Optional: confetti cannon(s)*

Music and Sound Effects:

- Calm music to use as kids exit the room

Large Group Visuals:

- Theme Background Slide
- Bottom Line Slide
- Theme Slide

Optional for God's Big Story:

- Clothesline and clothespins for the timeline in your room
- God's Big Story Slide
- Week 5 Timeline Image Slide
- We recommend that you create a timeline in your Large Group room that you can add to throughout this curriculum year as we travel through the Bible. This can be a simple clothesline or a section of the wall where you can hang the printed Timeline Images in order, week by week. We'll provide a Timeline Image for each week of the curriculum. There are two versions of each Timeline Image—a slide and a print version. A digital [God's Big Story poster](#) is available as well in the Orange Store.

Optional Video: (available in APlay)

Our Large Group scripts are interchangeable with these videos so you can plug and play the way you need to each week.

For 252 Kids (Kindergarten through 3rd grade):

- StoryLab: Invite elementary kids to engage with inquisitive young hosts as they explore core biblical truths and stories in a STEAM-inspired setting.

For 252 Preteen (4th and 5th grade):

- The So & So Show: Guide preteens to explore questions of faith through a YouTube-style show full of humor and lots of zany fun.

Additional environment enhancements including:

- Motion graphics, including loops
- Countdown video

What You Do:

- Download the slides and have them ready to use. If you do not have screen capabilities, you have Orange's permission to enlarge and print the slides on paper.

- Confirm that your church has appropriate licensing to perform or play music and sound effects in your kids' environments (see above under Opener).
- Cut the piece of construction paper into a heart and add marks to it with the marker, rip the heart a little, and make it look rough.
- Put the tissue box, bandage/gauze, construction paper heart, and cardboard box on the table for the Storyteller.
- Put the wrapped gift box backstage or under the table so it stays hidden until it's used during the teaching.
- *Optional: Set the confetti cannon(s) on the table. (There will be several opportunities to shoot confetti cannons, or feel free to use whatever method is celebratory for your environment. Reaching the end of the story of the entire Bible and talking about heaven are great reasons to celebrate!)*

Supplies

Large Group Game Freeze and Trek Countdown!		Quantity
1.	Host	1
2.	Floor tape	1
3.	Cones (enough to create two obstacle courses to weave in and out of)	Several
4.	kid volunteers for each round you do (Ask for new volunteers at the start of each round!)	12
5.	Timer (or smartphone or watch or countdown)	1

Bible Story (Live)		Quantity
1.	Storyteller	1
2.	Host	1
3.	Table	1
4.	Bible	1
5.	Cardboard box large enough to hold the tissue box and the bandage/gauze	1
6.	Tissue box	1
7.	Bandage or gauze	1
8.	Piece of dark construction paper	1
9.	Scissors	1
10.	Marker	1
11.	Gift box that is nicely wrapped with a bow	1
12.	Optional: confetti cannon(s)	1