

WEEK

ONE

Preteen | W1

Today's Suggested Schedule—June 2026, Week 1

Bible Story: What Is God's Kingdom? The Stories of the Mustard Seed and the Yeast • *Matthew 13:31-34*

Bottom Line: Jesus shows us God's kingdom.

Conversation Starter: What is God's kingdom?

Monthly Memory Verse: "May your kingdom come. May what you want to happen be done on earth as it is done in heaven." • *Matthew 6:10 NIRV*

Loud sounds, bright lights, and large groups can be overwhelming or overstimulating for some children. To create a more inclusive large group experience, consider offering adaptive tools like noise-canceling headphones, sunglasses, sensory-friendly items, or access to modified spaces.

Prelude: Setting the Tone for the Experience

See the **Getting Ready** pages at the end of this document for a detailed description of what you'll need for today.

In the **Prelude** folder of your curriculum, you'll find a variety of other resources to help you prepare.

Small Group (15 minutes)

Social: Providing Time for Fun Interaction

Opening Activity

Large Group (35 minutes)

Story: Communicating God's Truth in Engaging Ways

Worship: Inviting People to Respond to God

Opener

Worship

Bible Story

Prayer

Small Group (25 minutes)

Groups: Creating a Safe Place to Connect

Application Activity: Take a Snapshot

Bible Story Review: Bible Story Extension and Discussion Questions

Memory Verse Activity: Verses to Take with You

Prayer Activity: Make It Personal with Prayer

Home: Prompting Action Beyond the Experience

Parent Cue Card (Print or Email)

Devotionals for Kids

Parent Cue App



Bible Story

What Is God's Kingdom? The Stories of the Mustard Seed and the Yeast • *Matthew 13:31-34*

Bottom Line

Jesus shows us God's kingdom.

Monthly Memory Verse

"May your kingdom come. May what you want to happen be done on earth as it is done in heaven." • *Matthew 6:10 NIRV*

Conversation Starter

What is God's kingdom?

10 min

Large Group Opener

5 min

Opener

What You Need

No supplies needed

5 min

Large Group Game | Catch It and Pass It!

What You Say:

WELCOME

Host has lots of energy as he or she welcomes everyone to [Name of Environment]. Host is relatable and inviting. Host can talk about something that happened culturally throughout the week like a big sports game, movie opening, a viral video on YouTube, etc. Host tells them how excited he or she is that they're there and briefly runs through what they can expect. This is especially helpful for first-time guests to make them feel like they know what's happening.

OPENER

HOST: "Hey, friends! It's good to see everyone! Raise your hand if you're having a good summer!"

(Pause while kids respond.)

"I love to see it! Welcome to Kingdom Quest, where this month, we're searching for something way more meaningful than buried treasure or pirate gold. The full name of our theme this month is 'Kingdom Quest—Seeking the Greatest Treasure,' and I'm SO excited for us to learn more about that together! I'm your host, [Name], and I'm seriously so glad you're here.

"Anytime you start a quest—hiking, exploring, or trying to carry every grocery bag into the house in one trip—you figure something out pretty fast: Doing things alone doesn't usually get you very far. Real quests take teamwork. And today ... we're about to test that.

"






What You Say:

We're going to start with a challenge called 'Catch It and Pass It!'

SLIDE: Catch It and Pass It! Title

"Here's how it works: We're going to have two teams, Team One and Team Two. You and your team will line up in a staggered line facing each

What You Need

 Host	1
 Floor tape	1
 buckets	8
 balls (any kind that won't bounce out easily from a bucket)	2
 kid volunteers for each round (Ask for new volunteers at the start of each round!)	8

other, and everyone will get a bucket. Your mission is simple: catch the ball using ONLY your bucket, pass the ball using ONLY your bucket, then move to the end of your line and wait until it's your turn to catch the ball again. But remember—you can't move until the next person in line has caught the ball in their bucket. You have to stay in your spot in line until you pass it, then you can move!

"If the ball drops, no worries. Just reset and keep going. The first team to reach the finish line wins bragging rights for basically ever.

"And this softball right here? This tiny thing is your entire mission. A whole team relying on something small? Hmm, I might be hinting at something that shows up in today's Bible Story ... but we'll find out more about that soon!

"Let's go ahead and pick our teams! I need eight volunteers! Your bucket skills are about to be legendary. Raise your hand if you'd like to play!

(Pick eight kids from the ones who have their hands raised and invite them to the game area. Split them into two teams of four and line up each team in a staggered line facing each other. Give each kid a bucket, and place each team's ball in the bucket of the first kid in line.)

"Teams ready? Buckets up? Audience, are you ready to make some noise? That's what I'm talking about!

"Three ... two ... one ... GO!

AUDIO: Upbeat music

(Play the game. Encourage both teams and involve the audience. Once the second kid in line catches the ball in their bucket, the first kid runs to the end of the line and gets in line again to keep the ball moving toward the finish line.)

(Make sure the kids aren't moving to the end of the line until the kid they threw the ball to has caught it in their bucket, and make sure the kids are only using the buckets to catch and throw the ball and not their hands.)

"What a smooth catch! This team is moving together like a machine. Look at that rotation! Audience, let me hear you cheer!

(Play until one of the teams has moved their ball all the way down to the finish line.)

"[Team Name] got to the finish line first! Woohoo! You all crushed it.

(If time allows, continue with more rounds. Ask for eight new volunteers at the start of each round.)

"I love how something that seems so small, just one ball, can actually turn into a big challenge when a whole team depends on it.

"And believe it or not, today's Bible Story has something in common with that. We'll be unpacking all of that today, and I'm so excited. But before we do, let's check out our Bottom Line! Take a look!

SLIDE: Bottom Line

[Bottom Line] "Jesus shows us God's kingdom. Can you say that with me?"

KIDS AND HOST: **[Bottom Line]** "Jesus shows us God's kingdom."

HOST: "Great job! This is huge. Jesus shows us what God's kingdom is really like—how it works, how it grows, and how we get to be part of it. Let's go learn more about that!"

15 min

Amazing Music

5 min

Roll with You | Worship Song

What You Need

No supplies needed

5 min

My Everything | Worship Song

What You Need

No supplies needed

Note: We've suggested worship songs below from Amazing Music. We've created these worship resources to be developmentally appropriate for elementary and preteen kids by incorporating simple, direct language, fun dance movements, and upbeat, current arrangements.

We've chosen specific songs that amplify our teaching content for this month. We recommend that you use these songs as scripted below or combined with other popular worship songs that your kids know and love. Amazing Music is available on APlay with Amazing+, or as an Add-On.

What You Say:

AMAZING MUSIC

WORSHIP LEADER: "Hey, everyone! I'm so glad you're here today. Let's go ahead and stand up! We're jumping straight into worship. Worship is one of the ways we remind ourselves of who God is and what He's doing in our lives.

"This first song is all about sticking close to God and following Him in the ups and downs. We can choose to stay with Him through it all! Let's sing it out together.

SONG: "Roll with You" Dance Motion, Lyric or Instrumental Lyric Videos are available with Amazing Music on APlay

"That was so great! You know, worship isn't singing loud or hitting the beat. Worship is reminding ourselves of what's true—what's true about God, what's true about how much He loves us, and what's true about how He never stops working in our lives. Even when things don't make sense, God is still faithful. Let's sing our next song! This one is called 'My Everything.'

*

What You Say:

SONG: "My Everything" Dance Motion, Lyric or Instrumental Lyric Videos are available with Amazing Music on APlay

"I love getting to worship with you all! And here's the best part: Worship doesn't end when the music stops. You can keep worshipping God all throughout your week by the choices you make, the way you treat people, and the way you trust Him in moments that feel small or challenging.

5 min

Memory Verse

What You Need

No supplies needed

"Now I want to show you something Jesus taught His followers that we're going to hold onto all month long.

What You Say:

It's our Memory Verse! But this verse isn't just something to memorize; it's something to pray, something to trust, and something we can come back to all throughout our lives. It's Matthew 6:10, and it says:

SLIDE: Memory Verse

WORSHIP LEADER: "May your kingdom come. May what you want to happen be done on earth as it is done in heaven." —Matthew 6:10 NIV"

"Let's say it together!"

KIDS AND WORSHIP LEADER: "May your kingdom come. May what you want to happen be done on earth as it is done in heaven." —Matthew 6:10 NIV"

WORSHIP LEADER: "Great job, everyone! When Jesus said this, He was teaching His disciples how to pray. See what Jesus said? He asked God: 'May Your kingdom come.' We can start praying that too! We can say, 'Lord, may things happen on earth just like they happen in Your kingdom.' When was the last time you asked God for something like that? When have you prayed a big prayer? We have the ability to pray big prayers, so you can start saying to God: 'May Your kingdom come.'

"Thanks for worshipping with me today, friends!"

Kids

252 Kids and Preteen

June - Week 1

15 min

Bible Story

5 min

StoryLab Bible Story | Video

What You Need

No supplies needed

What You Do:

- Download the slides and have them ready to use. If you do not have screen capabilities, you have Orange's permission to enlarge and print the slides on paper.
- Confirm that your church has appropriate licensing to perform or play music and sound effects in your kids' environments (see above under Opener).
- Set the packet of mustard seeds and the packet of yeast on the table.
- Place the loaf of bread on the table and keep it covered with the cloth until you reveal it during the teaching.

5 min

So and So Show Bible Story | Video

What You Need

No supplies needed








What You Do:

- Download the slides and have them ready to use. If you do not have screen capabilities, you have Orange's permission to enlarge and print the slides on paper.
- Confirm that your church has appropriate licensing to perform or play music and sound effects in your kids' environments (see above under Opener).
- Set the packet of mustard seeds and the packet of yeast on the table.
- Place the loaf of bread on the table and keep it covered with the cloth until you reveal it during the teaching.

5 min

Bible Story (Live)

What You Need

 Communicator	1
 Bible	1
 Table	1
 Packet of mustard seeds	1
 Packet of yeast	1
 Loaf of bread	1
 Cloth to cover the bread	1

What You Do:

- Download the slides and have them ready to use. If you do not have screen capabilities, you have Orange's permission to enlarge and print the slides on paper.
- Confirm that your church has appropriate licensing to perform or play music and sound effects in your kids' environments (see above under Opener).
- Set the packet of mustard seeds and the packet of yeast on the table.
- Place the loaf of bread on the table and keep it covered with the cloth until you reveal it during the teaching.

What You Say:

BIBLE STORY (COMMUNICATOR SCRIPT)

SLIDE: Theme Background

(Things to have ready: Make sure the table is set on stage so the Communicator can place their Bible on it and read from it. Mustard seeds, yeast, and covered loaf of bread on the table. Teaching slide loaded.)

Introduction

COMMUNICATOR: "Hey, everyone! Welcome! We're kicking off a brand-new series called Kingdom Quest. The full title of our series is: 'Kingdom Quest: Seeking the Greatest Treasure.'

"And here's the thing: When most of us hear the word 'kingdom,' we picture something huge and dramatic. Castles. Thrones. Knights. Maybe even a giant flag waving in the wind. But Jesus talked about God's kingdom in a way that made people stop and say, 'Wait, what?'

"Before we jump into today's Bible Story, let me ask you something. Have you ever had a moment when something *seemed* small, so small you barely noticed it, but later on, you realized it mattered more than you thought? Maybe someone said one encouraging sentence that changed your whole day. Or you made a tiny choice that ended up affecting a whole situation. Or maybe something started out ordinary but turned into something way bigger than you expected.

"Those moments don't feel very important at the time. They feel small and easy to miss. But later, you realize, 'Oh ... that actually mattered.'

"Keep moments like that in mind because today, we're going to hear how Jesus explained God's kingdom in a really surprising way. He used stories, called parables, to show us something HUGE ... by starting with something incredibly small."

TENSION

COMMUNICATOR: "When Jesus started talking about God's kingdom, people expected something obvious. Something big! Something you couldn't miss if you tried! I mean ... it's a kingdom. Shouldn't there be crowds? Soldiers? A palace? Something that makes you go, 'Oh yeah, that's definitely a kingdom.'

"But that's not what they saw. There was no crown. No throne. No castle. And because of that, people were confused. If God really had a kingdom, then ... where was it? Why didn't it look powerful? Why didn't it look important? Why did it look so ... ordinary?

"And honestly? We can still feel that tension today at times. If God's kingdom is real, why isn't it more obvious? Why doesn't it show up the way we expect it to? We hear about God's kingdom, but what is it? What does it look like?

"People in Jesus' day were asking the same questions. They wanted God to show up in a big, dramatic way. But Jesus was about to flip their expectations completely. Jesus talked about God's kingdom a lot! And in many surprising ways. But the way God builds His kingdom ... isn't always the way we'd build one.

"And what Jesus said next? It surprised them. Honestly, it might surprise you too."

TRUTH

COMMUNICATOR: "Today's true story from the Bible isn't about kings wearing crowns or giant castles or armies marching across a kingdom. It's actually about something you could miss if you weren't paying attention. It's about how Jesus described God's kingdom and how different it was from what people expected.

(Hold up a mustard seed and walk around the room to show the kids.)

"Look at this mustard seed. Seeds are small in general. But this one is so tiny. See, people thought God's kingdom would show up big and loud, but Jesus started His explanation with ... this. A mustard seed. One of the smallest seeds people used in their gardens. Listen to how Jesus described it.

(Open the Bible and read Matthew 13:31-32 NIV.)

Jesus told the crowd another story. He said, "The kingdom of heaven is like a mustard seed. Someone took the seed and planted it in a field. It is the smallest of all seeds. But when it grows, it is the largest of all garden plants. It becomes a tree. Birds come and rest in its branches."

"Everyone listening to Jesus would have known how tiny this seed is. If I dropped it, it'd be gone forever. But Jesus says when it grows ... it becomes something huge.

SLIDE: Teaching Slide 1 (image of a mustard tree)

"Look at that mustard tree! That's not a little garden plant anymore. That's a tree big enough for birds to make a home in. Something that began so small becomes something strong, steady, and full of life.

"And then Jesus gave another example. Something else small. Something else you could easily overlook.

(Hold up a pinch of yeast in your hand and walk around the room to show the kids.)

"This is yeast. Did you know that using just a tiny amount of yeast can change everything in the right environment?

(Open the Bible and read Matthew 13:33 NIV.)

Jesus told them still another story. "The kingdom of heaven is like yeast," he said. "A woman mixed it into 60 pounds of flour. The yeast worked its way all through the dough."

"Did you catch that? The yeast works its way *all the way through*. Quietly and slowly, yeast is actually what makes bread rise. If you don't have yeast, your bread is going to end up pretty flat. But if you follow the recipe, the yeast will help make this.

(Uncover the loaf of baked bread and hold it up to show the audience.)

"Yummy, warm baked bread!

"It would be easy to look at something so small and think, how could such a small thing have such a big impact? But give it time ... and everything changes.

"So why in the world would Jesus be talking about seeds and yeast? What was Jesus saying about God's kingdom? He was saying this: God's kingdom wasn't going to start big. It wasn't going to look impressive on the outside. It may even feel small at first and easy to miss. But God was going to grow it and grow it ... until it would become something way bigger than you thought was possible.

"A tiny beginning doesn't mean a tiny ending. Jesus said God's kingdom was going to start small ... but it was going to grow into something powerful.

"And God's kingdom didn't just grow back then—it's growing right now. When Jesus returned to heaven, there were only a small number of people following Him. But the Holy Spirit moved through that small beginning. And now? Millions and millions of people all around the world follow Jesus. That's mustard-seed growth. That's kingdom growth."

APPLICATION

10 min

Closing

5 min

LANDING

What You Need

No supplies needed

COMMUNICATOR: “So if Jesus showed us what God’s kingdom is like ... what does that mean for us? What does it mean to live in a kingdom that may look different from what people thought, but has grown so big? Just think about how many Jesus followers there are all over the world! Think about all the miracles and healing happening all over the world!

“Remember, the mustard seed didn’t look like much. The yeast didn’t look like much. And honestly? The start of the Church didn’t look like much either. Just a small group of people following Jesus. But God took that small beginning ... and grew it into something massive.

“And that means something huge for you: If you follow Jesus, you are part of God’s kingdom. Right now. Today. Your choices, your words, and your faith are part of what God uses to show His kingdom to the world.

“You can point to God’s kingdom through your actions. And don’t overlook the small things. Don’t assume your actions don’t matter. Don’t assume God isn’t working because you can’t see the whole picture yet. A lot of God’s best work starts beneath the surface ... and then grows into something bigger than you imagined. And wow, is it amazing!

“You don’t have to make the kingdom grow. That’s God’s job. Keep following Him, keep taking those small steps and pointing to His kingdom throughout your day, and leave the growing part to Him!”

What You Say:

LANDING

COMMUNICATOR: “Today’s Bible Story reminds us that God’s kingdom may have started small, but it was going to grow big! A tiny seed becoming a massive tree. A little yeast transforming the entire dough. And it did!

“That’s what God’s kingdom is like. We who follow Jesus are a part of something huge, and that’s so exciting! Let’s keep on pointing to the kingdom of God.

“I’m so grateful Jesus came and taught us this about God’s kingdom. There’s so much we wouldn’t know about God’s kingdom unless Jesus told us! You see, Jesus is God, and He came from where God lives, and while Jesus was on earth, He came and taught us about things of God. He came and taught us about God’s kingdom.

“That’s exactly what our Bottom Line for this week says. It’s:

5 min

PRAYER**What You Need**

No supplies needed

*SLIDE: Bottom Line***[Bottom Line]** "Jesus shows us God's kingdom. Say it with me!"**COMMUNICATOR AND KIDS:** **[Bottom Line]** "Jesus shows us God's kingdom."

"So here's the question I want you to think about, not just right now, but all week.

*SLIDE: Conversation Starter***[Conversation Starter]** "What is God's kingdom?"

"That's a really good question. What is God's kingdom that Jesus came to show us?"

"As you head to small groups today, think about this question honestly. What do you think God's kingdom is? What do you think it looks like? How does it show up? That's one of the things your group is going to talk about.

"Let's take a moment and talk to the King of this kingdom, friends.

What You Say:**PRAYER**

COMMUNICATOR: "Jesus, thank You for showing us what God's kingdom is really like. Thank You for using simple stories, like a tiny seed and a little bit of yeast, to help us understand something incredibly big. God, help us point to Your kingdom in our homes, in our friendships, and in our schools. We love You, God. Thank You for inviting us to be part of Your kingdom. In Jesus' name. Amen."

*AUDIO: Play calm music as the kids exit.**SLIDE: Theme**Optional Video: Theme Loop*

Getting Ready | Preteen Large Group

Here's everything you need to know to get ready for this week.

APlay

APlay is your all-in-one presentation, preparation, and curriculum ecosystem that saves you time and money. APlay is free with your curriculum subscription! APlay offers powerful tools that build media playlists, compile curriculum documents, auto-update supply lists by child count, cast media to screens, and so much more.

Built to work in harmony with your curriculum, APlay Service Builder allows leaders to drop in, toggle on and off, or customize teaching plans, worship elements, and media assets in seconds. For even more value, upgrade to Amazing+ to unlock the parent app, Parent+.

Story: Communicating God's Truth in Engaging Ways (25 minutes)

Worship: Inviting People to Respond to God (10 minutes)

1. Opener

What You Need:

- Host
- Floor tape
- 8 buckets
- 2 balls (any kind that won't bounce out easily from a bucket)
- 8 kid volunteers for each round (Ask for new volunteers at the start of each round!)

Music and Sound Effects:

- Upbeat music to use as kids enter the room
- Upbeat music to use for the game

Large Group Visuals:

- Theme Slide
- "Catch It and Pass It! Title" Slide
- Bottom Line Slide

Optional Videos:

- Theme Loop
- Countdown
- Theme Intro

What You Do:

- Download the slides or optional videos and have them ready to use. If you do not have screen capabilities, you have Orange's permission to enlarge and print the slides on paper.

- Download music and/or sound effects on an authorized basis from a resource such as Apple Music®, Amazon Music®, and/or a sound effect library and have it ready to play. Or, if you choose to stream music, refer to the terms and conditions of your streaming service. Note that you will likely need a commercial license in order to stream music publicly. Also confirm that your church has appropriate licensing to perform music and sound effects in your kids' environments, such as a blanket PERFORMmusic™ license from CCS. *Note: Legally, a song and/or sound effect belongs to the songwriter/composer who created it and the publisher who markets it. Performance rights organizations (PROs) license public performances (live or recorded) of their members' music. PROs in the U.S. are ASCAP, BMI, and SESAC. It is up to you to make sure your church has permission to perform or play a recording of a song and/or sound effect.*
- *Optional:* Download a countdown video from a royalty-free site. Load it into your presentation software and have it ready to play during the Opener. You could also keep time on a smartphone or watch. *Note: Some presentation software, such as ProPresenter, includes a built-in countdown clock that can be overlaid on a still image.*
- Place a start and finish line on the floor with floor tape.
- Place the eight buckets and two balls in the game area.

2. Worship and Memory Verse

What You Need:

- Worship Leader(s)

Music and Sound Effects:

- "Roll with You" - available on APlay with Amazing Music
- "My Everything" - available on APlay with Amazing Music

Large Group Visuals:

- Theme Slide
- Memory Verse Slide

What You Do:

- If you are utilizing the suggested songs from **Amazing Music-**, search for your desired video resource for each song under the Worship section on APlay and add to your service!
- You can access Amazing Music's Dance Motion, Lyric, and Instrumental Videos in APlay under the Worship section.
- Amazing Music Song Trainings are available in Amazing Leaders and FREE on YouTube. <https://www.youtube.com/@AmazingKidsMusic>
- If you are utilizing **the Orange Kids Music** suggestions, simply purchase and download from Store.ThinkOrange.com! You can upload these into APlay for easy use with your 252 curriculum.

- Dance Motion Videos and Lyrics Videos are available for Orange Kids Music songs. For more information, visit Store.ThinkOrange.com.
- *Make sure your church has obtained licensing rights to play or perform music. You can obtain a license to perform worship music from Christian Copyright Licensing International (www.ccli.com). It covers over 200,000 worship songs for congregational singing. You are responsible for including the copyright information on all songs reproduced under the Church Copyright License (including song lyrics projected onscreen). This includes the song title, writer credit(s), copyright notice, and your church's CCLI license number. You can include this information on one of the lyric slides, or you can create a separate slide detailing this information, but the copyright information must appear at least once for each song you play or perform. For example:*

"Hallelujah" words and music by John Doe

©2000 Good Music Co.

CCLI License \

0000

3. Bible Story

What You Need:

- Communicator
- Bible
- Table
- Packet of mustard seeds
- Packet of yeast
- Loaf of bread
- Cloth to cover the bread

Music and Sound Effects:

- Calm music to use as kids exit the room

Large Group Visuals:

- Theme Background Slide
- "Teaching Slide 1" (image of a mustard tree)
- Bottom Line Slide
- Conversation Starter Slide
- Theme Slide

Optional Video:

- Theme Loop

Optional Video: (available in APlay)

Our Large Group scripts are interchangeable with these videos so you can plug and play the way you need to each week.

For 252 Kids (Kindergarten through 3rd grade):

- StoryLab: Invite elementary kids to engage with inquisitive young hosts as they explore core biblical truths and stories in a STEAM-inspired setting.

For 252 Preteen (4th and 5th grade):

- The So & So Show: Guide preteens to explore questions of faith through a YouTube-style show full of humor and lots of zany fun.

Additional environment enhancements including:

- Motion graphics, including loops
- Countdown video

What You Do:

- Download the slides and have them ready to use. If you do not have screen capabilities, you have Orange's permission to enlarge and print the slides on paper.
- Confirm that your church has appropriate licensing to perform or play music and sound effects in your kids' environments (see above under Opener).
- Set the packet of mustard seeds and the packet of yeast on the table.
- Place the loaf of bread on the table and keep it covered with the cloth until you reveal it during the teaching.

Supplies:

- Host
- Floor tape
- 8 buckets
- 2 balls (any kind that won't bounce out easily from a bucket)
- 8 kid volunteers for each round (Ask for new volunteers at the start of each round!)
- Music and Sound Effects
- Upbeat music to use as kids enter the room
- Upbeat music to use for the game
- Large Group Visuals
- Theme Slide
- "Catch It and Pass It! Title" Slide
- Bottom Line Slide
- Optional Videos
- Theme Loop
- Countdown
- Theme Intro
- Worship Leader(s)
- Music and Sound Effects
- "Roll with You" - available on APlay with Amazing Music
- "My Everything" - available on APlay with Amazing Music
- Large Group Visuals
- Theme Slide
- Memory Verse Slide
- Communicator
- Bible
- Table
- Packet of mustard seeds
- Packet of yeast

- Loaf of bread
- Cloth to cover the bread
- Music and Sound Effects
- Calm music to use as kids exit the room
- Large Group Visuals
- Theme Background Slide
- "Teaching Slide 1" (image of a mustard tree)
- Bottom Line Slide
- Conversation Starter Slide
- Theme Slide
- Optional Video
- Theme Loop
- Optional Video: (available in APlay)
- Motion graphics, including loops
- Countdown video

Supplies

Large Group Game Catch It and Pass It!		Quantity
1.	Host	1
2.	Floor tape	1
3.	buckets	8
4.	balls (any kind that won't bounce out easily from a bucket)	2
5.	kid volunteers for each round (Ask for new volunteers at the start of each round!)	8

Bible Story (Live)		Quantity
1.	Communicator	1
2.	Bible	1
3.	Table	1
4.	Packet of mustard seeds	1
5.	Packet of yeast	1
6.	Loaf of bread	1
7.	Cloth to cover the bread	1

WEEK

TWO

Preteen | W2

Today's Suggested Schedule—June 2026, Week 2

Bible Story: The Story of the Lost Sheep • *Luke 15:1-7 (supporting 1 Timothy 1:15)*

Bottom Line: Jesus made a way for you to be part of God's kingdom.

Conversation Starter: What is the way to God's kingdom?

Monthly Memory Verse: *"May your kingdom come. May what you want to happen be done on earth as it is done in heaven."* • Matthew 6:10 NIRV

Loud sounds, bright lights, and large groups can be overwhelming or overstimulating for some children. To create a more inclusive large group experience, consider offering adaptive tools like noise-canceling headphones, sunglasses, sensory-friendly items, or access to modified spaces.

Prelude: Setting the Tone for the Experience

See the **Getting Ready** pages at the end of this document for a detailed description of what you'll need for today.

In the **Prelude** folder of your curriculum, you'll find a variety of other resources to help you prepare.

Small Group (15 minutes)

Social: Providing Time for Fun Interaction

Opening Activity

Large Group (35 minutes)

Story: Communicating God's Truth in Engaging Ways

Worship: Inviting People to Respond to God

Opener

Worship

Bible Story

Prayer

Small Group (25 minutes)

Groups: Creating a Safe Place to Connect

Application Activity: Take a Snapshot

Bible Story Review: Bible Story Extension and Discussion Questions

Memory Verse Activity: Verses to Take with You

Prayer Activity: Make It Personal with Prayer

Home: Prompting Action Beyond the Experience

Parent Cue Card (Print or Email)

Devotionals for Kids

Parent Cue App



Bible Story

The Story of the Lost Sheep • *Luke 15:1-7 (supporting 1 Timothy 1:15)*

Bottom Line

Jesus made a way for you to be part of God's kingdom.

Monthly Memory Verse

"May your kingdom come. May what you want to happen be done on earth as it is done in heaven." • Matthew 6:10 NIRV

Conversation Starter

What is the way to God's kingdom?

15 min

Large Group Opener

5 min

Opener

What You Need

No supplies needed

10 min

Large Group Game | Pool Noodle Hockey!

What You Say:

WELCOME

Host has lots of energy as he or she welcomes everyone to [Name of Environment]. Host is relatable and inviting. Host can talk about something that happened culturally throughout the week like a big sports game, movie opening, a viral video on YouTube, etc. Host tells them how excited he or she is that they're there and briefly runs through what they can expect. This is especially helpful for first-time guests to make them feel like they know what's happening.

(Things to have ready: Two boundary/goal lines set up on opposite ends of the game area with floor tape or cones. Pool noodles and ball in the game area.)

OPENER

HOST: "Hi, friends! Welcome back to Kingdom Quest! I'm so glad you're here today. If today is your first time, or your first time in a while, you made it! We're pumped you're here, and we believe God is going to teach you something today.

"We're spending the whole summer talking about God's kingdom. The full name of our series this month is 'Kingdom Quest—Seeking the Greatest Treasure.'






"God is loving, joyful, kind, good, just, and honest—among other things. And God's kingdom is where He reigns, and where those characteristics are the way things operate! God's kingdom is a great, great place!

"Today's Bible Story is one of the most powerful ones Jesus ever told.

What You Do:

- Download the slides or optional videos and have them ready to use. If you do not have screen capabilities, you have Orange's permission to enlarge and print the slides on paper.
- Refer to week 1 to confirm that your church has appropriate licensing to perform or play music and sound effects in your kids' environments.
- Use floor tape or cones to clearly mark the two boundary/goal lines at opposite ends of the game area.

What You Need

 Host	1
 Floor tape or cones to mark boundary/goal lines	1
 pool noodles	10
 small, soft ball (foam or lightweight plastic)	1
 kid volunteers (Ask for new volunteers at the start of each round!)	10

- Place the pool noodles and ball in the game area.

But before we get there, we've got a game to play. And not just any game ... a game that involves pool noodles, speed, teamwork, and maybe a little dramatic sliding across the floor.

SLIDE: Pool Noodle Hockey! Title

"It's called 'Pool Noodle Hockey!' If you've never played before, it's pretty simple ... it's hockey with pool noodles! I mean, why not, right? Here's how to play: We'll have two teams of five, Team One and Team Two. Each team will start behind a boundary line on opposite sides of the room. At the very beginning of each round, we'll send one player from each team into the middle for a face-off.

"I'll drop the ball, and when it hits the ground, the round begins. Each player's job is to hit the ball across the other team's goal line using only your pool noodle.

"After one team scores, we'll pick two different players from each team to meet in the middle for the face-off and start another round! The first team to score two goals wins!

"And if you're in the audience, I need you to cheer for our teams like crazy!

"Alright, let's pick our teams and get set up! I'm going to need ten volunteers—raise your hand if you want to play 'Pool Noodle Hockey!'

(Pick ten volunteers from the kids who have their hands raised, invite them to the game area, and split them into two teams of five. Give each kid a pool noodle, send each team to stand behind their boundary/goal line, and pick two kids from each team to meet in the middle of the game area for the face-off.)

"Alright! Players ready? Teams ready? Audience ready?"

"Three ... two ... one ... GO!"

(Host drops the ball in the middle of the game area.)

AUDIO: Upbeat music

"Team One with the first hit! Team Two strikes back! The ball is rolling toward the line! Can they save it? Those are some awesome 'Pool Noodle Hockey' skills!

(Play the game—the kids should play just like regular hockey, but with pool noodles. Play until one of the teams scores a goal.)

"Great job! [Team Name] got that goal! Okay, next two players to the middle—let's go!"

(Play the game until one of the teams has scored two goals. Declare the winner.)

"And that's the win! Give it up for [Team Name]!"

(As time allows, continue with more games. Ask for ten new volunteers at the start of each new game.)

"Great job, everyone! You can take a seat! I'm so excited about what we're learning today. I hope you guys are ready. Jesus tells a story about how far He will go and what He will do to bring someone back when they're lost. It's gonna be great!"

"Now let's go ahead and learn our Bottom Line for today!"

SLIDE: Bottom Line

[Bottom Line] "Jesus made a way for you to be part of God's kingdom. Can you say that with me?"

KIDS AND HOST: **[Bottom Line]** "Jesus made a way for you to be part of God's kingdom."

HOST: "Great job, friends! Now let's get ready to learn more about that!"

15 min

Amazing Music

5 min

Roll with You | Worship Song

What You Need

No supplies needed

5 min

Great Are You Lord | Worship Song

What You Need

No supplies needed

Note: We've suggested worship songs below from Amazing Music. We've created these worship resources to be developmentally appropriate for elementary and preteen kids by incorporating simple, direct language, fun dance movements, and upbeat, current arrangements.

We've chosen specific songs that amplify our teaching content for this month. We recommend that you use these songs as scripted below or combined with other popular worship songs that your kids know and love. Amazing Music is available on APlay with Amazing+, or as an Add-On.

What You Say:

AMAZING MUSIC

WORSHIP LEADER: "Hey, everyone! I'm so glad you're here today. Go ahead and stand up! We're jumping straight into worship. Remember, when we sing, we're not just making noise. We're choosing to remember who Jesus is and what He's done for us.

"Our first song is called 'Roll with You.' I love this song because it reminds us that following Jesus isn't something we do alone. He invites us to be with Him—to go where He goes, trust His direction, and let Him lead us step by step. When we worship, we're saying, 'Jesus, I want to walk with You.' Let's sing together!

SONG: "Roll with You" Dance Motion, Lyric or Instrumental Lyric Videos are available with Amazing Music on APlay

What You Say:

"Wow! It's so fun to worship with you all. Let's move to the next song called 'Great Are You Lord.' The song says, 'It's Your breath in our lungs, so we pour out our praise.' It's a reminder that worship is our response to God's greatness. He gives us life ... and we give Him praise. Let's lift our voices together.

SONG: "Great Are You Lord" Dance Motion, Lyric or Instrumental Lyric Videos are available with Amazing Music on APlay

"So good! When we sing those words, 'Great are You, Lord,' we're joining in with what all creation is already doing: recognizing how amazing God is.

5 min

Memory Verse

What You Need

No supplies needed

What You Say:

Before we move on, we're going to look at our Memory Verse for this month. This verse is actually part of a prayer Jesus taught His followers. And Jesus taught this whole prayer because He wanted His followers to know something really important: We can talk to God anytime, and God always hears us.

"This verse is part of that prayer, and when we pray this verse, we're asking God to bring His kingdom—His goodness, His love, and His ways—into our world and into our lives. That's something we can ask Him for every single day.

"I'll read it out, then we'll say it together.

SLIDE: Memory Verse

WORSHIP LEADER: "May your kingdom come. May what you want to happen be done on earth as it is done in heaven' (Matthew 6:10 NIV)."

"Now let's say it together!"

KIDS AND WORSHIP LEADER: "May your kingdom come. May what you want to happen be done on earth as it is done in heaven' (Matthew 6:10 NIV)."

WORSHIP LEADER: "Nice job! That verse is powerful because it reminds us that God's kingdom isn't something far away. It's not someday. It's not somewhere else. Jesus is bringing God's kingdom close—close enough for you to be part of it. So when we pray, 'May Your kingdom come,' we're asking Jesus to keep doing what He's always done, which is bring people back to Him, draw people close, and rescue people who can't rescue themselves so they can become a part of His kingdom. And when you pray this verse, you're actually praying: 'Jesus, bring Your kingdom into my life. Bring Your kingdom into my family. Bring Your kingdom into my school. Help me see what You're doing, and help me follow You.'"

30 min

Bible Story

10 min

StoryLab Bible Story | Video

What You Need

No supplies needed

What You Do:

- Download the slides and have them ready to use. If you do not have screen capabilities, you have Orange's permission to enlarge and print the slides on paper.
- Confirm that your church has appropriate licensing to perform or play music and sound effects in your kids' environments (see above under Opener).
- Pre-determine a group of leaders (the more the better) to walk across the front of the teaching area during the teaching.
- Pre-determine one leader from within this group to act as the "lost person," and pre-determine another leader from within this group to act as the "rescuer."

10 min

So and So Show Bible Story | Video

What You Need

No supplies needed






What You Do:

- Download the slides and have them ready to use. If you do not have screen capabilities, you have Orange's permission to enlarge and print the slides on paper.
- Confirm that your church has appropriate licensing to perform or play music and sound effects in your kids' environments (see above under Opener).
- Pre-determine a group of leaders (the more the better) to walk across the front of the teaching area during the teaching.
- Pre-determine one leader from within this group to act as the "lost person," and pre-determine another leader from within this group to act as the "rescuer."

10 min

Bible Story (Live)

What You Need

 Communicator	1
 Bible	1
 Table	1
 Group of pre-determined leaders to walk across the teaching area during the teaching (the more the better)	Several
 pre-determined leaders from within this group to act as the "lost person" and the "rescuer"	2

What You Do:

- Download the slides and have them ready to use. If you do not have screen capabilities, you have Orange's permission to enlarge and print the slides on paper.
- Confirm that your church has appropriate licensing to perform or play music and sound effects in your kids' environments (see above under Opener).
- Pre-determine a group of leaders (the more the better) to walk across the front of the teaching area during the teaching.
- Pre-determine one leader from within this group to act as the "lost person," and pre-determine another leader from within this group to act as the "rescuer."

What You Say:

BIBLE STORY (COMMUNICATOR SCRIPT)

SLIDE: Theme Background

(Make sure the table is set on stage so the Communicator can place their Bible on it and read from it. Pre-determined group of leaders ready to walk across the front of the teaching area. Two pre-determined leaders from this group to act as the "lost person" and the "rescuer" during the teaching.)

Introduction

COMMUNICATOR: "Today, we're diving into one of the most unforgettable stories Jesus ever told. But before we get into that, I want to start with something simple ... something all of us have experienced.

"We're going to play a quick round of 'Would You Go Back?' I'm going to describe a few things you might lose, and you decide: Would you actually go back for it ... or would you just let it go?"

"If you WOULD go back, move to this side of the room.

(Point to one side of the room.)

"If you think it's NOT worth it, head over here.

(Point to the other side of the room.)

"Got it? Alright! Here's the first one: Let's say you're leaving the house, and you forget your water bottle! But you're in a huge rush. Would you go back and get it?"

(Pause as kids move.)

"Okay, okay, some of you are deeply attached to your hydration, and some of you are like, 'I'll just be thirsty forever.'

"Next one: You're in a rush again, but you forget your homework folder and need it for school. You probably don't want it, but you might need it. Would you go back to get it?"

(Pause as kids move.)

"Okay, one more. Your pet. Let's say you're moving, and you have packed everything up. But then, you realize your pet is still in the house! Would you go back?"

(Pause as kids move.)

"There it is. No hesitation. You're sprinting back for that one! Of course, you're going to go get your pet!"

"You all can take a seat! Here's the thing: Not everything is worth going back for. Some things are just ... things. But something special, or someone? That's different. And that's what makes today's Bible Story so powerful. Jesus is about to show us who He's willing to go back for."

TENSION

COMMUNICATOR: "So we all just saw the difference between things we'd go back for and things we wouldn't. Some things just aren't worth the trip. But here's the real question: What about people?"

"When Jesus was teaching, there were people in the crowd who felt like they didn't belong. They were tax collectors. Rule-breakers. People who had made choices they weren't proud of. People who felt like outsiders on the edge of the group, hoping nobody noticed. They probably thought they were disqualified from God's kingdom.

"And then there were the religious leaders—the people who thought they had everything figured out. They believed God was only close to people who behaved perfectly. To them, there were people worth going back for ... and people who weren't.

"The religious leaders looked at Jesus spending time with people who had messed up and said, 'Why is He even talking to them?' They believed that if someone wandered away from God, it was their own problem. And God wouldn't chase after someone like that.

"And maybe ... you've wondered that too.

"If someone wanders off ... if someone messes up ... if someone is far from God ... does God just move on? What happens?"

"If God really has a kingdom ... what happens to the people who feel too lost to find their way back?"

"Jesus heard the religious leaders questioning Him. And instead of arguing, He told a story—a story that would completely change the way people understood who belongs in God's kingdom."

TRUTH

COMMUNICATOR: "Everywhere Jesus went, crowds gathered around Him—people with different stories, different pasts, different reputations. Some were religious leaders. Some were teachers. Some were fishermen. And some were people who had messed up their lives and didn't know how to fix them."

"Jesus didn't push those people away. He didn't avoid them. He actually welcomed them. Let's look at what happened that day:

(Open the Bible and read Luke 15:1-2 NIV.)

The tax collectors and sinners were all gathering around to hear Jesus. But the Pharisees and the teachers of the law were whispering among themselves. They said, "This man welcomes sinners and eats with them."

"The religious leaders couldn't understand why Jesus would spend time with people they thought didn't deserve it. They believed you had to get everything right to get close to God. But Jesus knew what they were thinking ... so He told them a story.

(Open the Bible and read Luke 15:3-4 NIV.)

Then Jesus told them a story. He said, "Suppose one of you has 100 sheep and loses one of them. Won't he leave the 99 in the open country? Won't he go and look for the one lost sheep until he finds it?"

"Sheep aren't known for being brave. They aren't known for being smart. So this would make it really hard for them to find their way home. When a sheep gets separated ... it's helpless. There's no chance it's finding its own way back.

(Pause and let the pre-determined group of adult leaders enter quietly from one side of the teaching area, walking together in a slow, steady line. One person in the group stops and realizes they need to tie their shoe, or stumbles and pauses. They are left behind as the rest of the group continues walking across the teaching area. The rest of the group should act like they didn't see what happened to the one leader. The leader who was left behind looks confused and sad, then goes to sit alone on one side of the teaching area.)

"In Jesus' story, the shepherd didn't say, 'Well ... I still have 99. One sheep isn't worth the trouble. I still have all the others.'

"No. He left the group to go after the one who was lost.

(Gesture to and look at the one leader sitting on their own.)

"Here's the amazing thing about Jesus: He searches. He keeps going. He keeps looking. He doesn't stop until that one sheep is found.

(Open the Bible and read Luke 15:5-6 NIV.)

When he finds it, he will joyfully put it on his shoulders and go home. Then he will call his friends and neighbors together. He will say, "Be joyful with me. I have found my lost sheep."

(One person from the walking group intentionally turns around and walks all the way back to the "lost person.")

"This is what Jesus is like. He doesn't wait for us to fix ourselves. He doesn't wait for us to find Him. He comes to us. He lifts us. He carries us. Even when we've messed up, He says, 'I'll come find you.'

(The "rescuer" helps the "lost person" stand. Together, they walk slowly out of the room.)

"And then, Jesus explained the meaning of the parable. He said:

(Open the Bible and read Luke 15:7 NIV.)

"I tell you, it will be the same in heaven. There will be great joy when one sinner turns away from sin. Yes, there will be more joy than for 99 godly people who do not need to turn away from their sins."

"This is who Jesus is. He's the Shepherd who goes after the one. He's the One who rescues people who can't rescue themselves. The One who brings us home.

"And this story isn't just about a sheep. It's about us.

"Every single one of us has a sin problem. Like that sheep that kept going further and further away from the shepherd, that sin problem was pulling you further and further away from God. You were lost, and you couldn't find your way back home.

"But Jesus loves you so much! He gave His life, He paid for your sin, and went and picked you up and brought you back home to Him!

"You are the very loved sheep that Jesus went after so you could come home to being His friend. Jesus doesn't give up on anyone. Not even one. That's why He came. That's why He lived. That's why He gave His life. **[Bottom Line] Jesus made a way for you to be part of God's kingdom.** And when just one person turns back to Him ... heaven celebrates."

APPLICATION

10 min

Closing

5 min

LANDING

What You Need

No supplies needed

COMMUNICATOR: “When Jesus told this story, He wasn’t talking about sheep and shepherds. He was talking about God, and He was talking about you.

“You are the very loved sheep that Jesus went after so you could come home to being His friend. Your response may be: ‘Oh, I need to do good things to try to earn God’s love.’ Don’t. You can’t earn God’s love, and you can’t earn what He did for you.

“And you also might be thinking, ‘I need to do some good things to pay Jesus back for what He did.’ Don’t. Don’t try to do good things to try to pay Jesus back for what He did—you can’t pay Him back!

“You can’t earn what Jesus did by being good, and you can’t pay God back.

“Just be the much-loved sheep. And also, when people have made choices that put them far away from God, do your best to point them to the King who made a way for them to come home close to God, no matter how far away from Him they feel.

“All of us had a problem with sin, and Jesus made a way home for all of us.

“In Jesus’ story, the sheep doesn’t find its way back. It doesn’t fix the problem. It doesn’t earn anything. The shepherd does all the rescuing. And that’s exactly what Jesus does for us. He makes a way for us to be part of God’s kingdom, not because we did everything right, but because He loves us enough to come find us and make a way home for us.”

What You Say:

LANDING

COMMUNICATOR: “Today’s Bible Story reminds us of something incredibly important about God and God’s kingdom. The story of the lost sheep isn’t just a cute story; it’s a picture of who Jesus is.

“God wants everyone to be close to Him and a part of His kingdom. But sin keeps us from being close to God. So, Jesus did what we needed to make a way for us to come back to God. He paid the price for our sin. Jesus paid the price to bring us back to God. We were all lost, but Jesus made a way for all of us to come back home to Him and be God’s forever friend!

5 min

PRAYER

What You Need

No supplies needed

"Every single person had the same need. Every single person had a sin problem. And Jesus paid for the sin of anyone who would choose to accept what He did on the cross. Jesus made a way for all of us to be a part of God's kingdom!

"And that's what our Bottom Line today is all about. Let's check it out!

SLIDE: Bottom Line

[Bottom Line] "Jesus made a way for you to be part of God's kingdom. Say that with me!"

What You Say:

PRAYER

COMMUNICATOR: "Let's pray together, friends."

"Jesus, thank You for being the kind of King who comes after us. Thank You for making a way for us to be part of God's kingdom, not because we earned it, but because You love us. Help us to learn to live in Your love, and to offer it to everyone because You want everyone in Your kingdom! Thank You for being our Shepherd and King. We love You, God, and we pray these things in Jesus' name. Amen."

(Dismiss kids to Small Groups.)

AUDIO: Play calm music as the kids exit.

SLIDE: Theme

Optional Video: Theme Loop

Getting Ready | Preteen Large Group

GETTING READY

Here's everything you need to know to get ready for this week.

APlay

APlay is your all-in-one presentation, preparation, and curriculum ecosystem that saves you time and money. APlay is free with your curriculum subscription! APlay offers powerful tools that build media playlists, compile curriculum documents, auto-update supply lists by child count, cast media to screens, and so much more.

Built to work in harmony with your curriculum, APlay Service Builder allows leaders to drop in, toggle on and off, or customize teaching plans, worship elements, and media assets in seconds. For even more value, upgrade to Amazing+ to unlock the parent app, Parent+.

Story: Communicating God's Truth in Engaging Ways (25 minutes)
Worship: Inviting People to Respond to God (10 minutes)

1. Opener

What You Need:

- Host
- Floor tape or cones to mark boundary/goal lines
- 10 pool noodles
- One small, soft ball (foam or lightweight plastic)
- 10 kid volunteers (Ask for new volunteers at the start of each round!)

Music and Sound Effects:

- Upbeat music to use as kids enter the room
- Upbeat music to use for the game

Large Group Visuals:

- Theme Slide
- Bottom Line Slide
- "Pool Noodle Hockey! Title" Slide

Optional Videos:

- Theme Loop
- Countdown
- Theme Intro

What You Do:

- Download the slides or optional videos and have them ready to use. If you do not have screen capabilities, you have Orange's permission to enlarge and print the slides on paper.
- Refer to week 1 to confirm that your church has appropriate licensing to perform or play music and sound effects in your kids' environments.
- Use floor tape or cones to clearly mark the two boundary/goal lines at opposite ends of the game area.
- Place the pool noodles and ball in the game area.

2. Worship and Memory Verse

What You Need:

- Worship Leader(s)

Music and Sound Effects:

- "Roll with You" - available on APlay with Amazing Music
- "Great Are You Lord" - available on APlay with Amazing Music

Large Group Visuals:

- Theme Slide
- Memory Verse Slide

What You Do:

- If you are utilizing the suggested songs from **Amazing Music-**, search for your desired video resource for each song under the Worship section on APlay and add to your service!
- You can access Amazing Music's Dance Motion, Lyric, and Instrumental Videos in APlay under the Worship section.
- Amazing Music Song Trainings are available in Amazing Leaders and FREE on YouTube. <https://www.youtube.com/@AmazingKidsMusic>
- If you are utilizing **the Orange Kids Music** suggestions, simply purchase and download from Store.ThinkOrange.com! You can upload these into APlay for easy use with your 252 curriculum.
- Dance Motion Videos and Lyrics Videos are available for Orange Kids Music songs. For more information, visit Store.ThinkOrange.com.
- *Make sure your church has obtained licensing rights to play or perform music. You can obtain a license to perform worship music from Christian Copyright Licensing International (www.ccli.com). It covers over 200,000 worship songs for congregational singing. You are responsible for including the copyright information on all songs reproduced under the Church Copyright License (including song lyrics projected onscreen). This includes the song title, writer credit(s), copyright notice, and your church's CCLI license number. You can include this information on one of the lyric slides, or you can create a separate slide detailing this information, but the copyright information must appear at least once for each song you play or perform. For example:*

"Hallelujah" words and music by John Doe

©2000 Good Music Co.

CCLI License # 0000

3. Bible Story

What You Need:

- Communicator
- Bible
- Table
- Group of pre-determined leaders to walk across the teaching area during the teaching (the more the better)
- Two pre-determined leaders from within this group to act as the "lost person" and the "rescuer"

Music and Sound Effects:

- Calm music to use as kids exit the room

Large Group Visuals:

- Theme Background Slide
- Conversation Starter Slide
- Bottom Line Slide
- Theme Slide

Optional Video:

- Theme Loop

Optional Video: (available in APlay)

Our Large Group scripts are interchangeable with these videos so you can plug and play the way you need to each week.

For 252 Kids (Kindergarten through 3rd grade):

- StoryLab: Invite elementary kids to engage with inquisitive young hosts as they explore core biblical truths and stories in a STEAM-inspired setting.

For 252 Preteen (4th and 5th grade):

- The So & So Show: Guide preteens to explore questions of faith through a YouTube-style show full of humor and lots of zany fun.

Additional environment enhancements including:

- Motion graphics, including loops
- Countdown video

What You Do:

- Download the slides and have them ready to use. If you do not have screen capabilities, you have Orange's permission to enlarge and print the slides on paper.
- Confirm that your church has appropriate licensing to perform or play music and sound effects in your kids' environments (see above under Opener).
- Pre-determine a group of leaders (the more the better) to walk across the front of the teaching area during the teaching.
- Pre-determine one leader from within this group to act as the "lost person," and pre-determine another leader from within this group to act as the "rescuer."

Supplies

Large Group Game Pool Noodle Hockey!		Quantity
1.	Host	1
2.	Floor tape or cones to mark boundary/goal lines	1
3.	pool noodles	10
4.	small, soft ball (foam or lightweight plastic)	1
5.	kid volunteers (Ask for new volunteers at the start of each round!)	10

Bible Story (Live)		Quantity
1.	Communicator	1
2.	Bible	1
3.	Table	1
4.	Group of pre-determined leaders to walk across the teaching area during the teaching (the more the better)	Several
5.	pre-determined leaders from within this group to act as the "lost person" and the "rescuer"	2

WEEK

THREE

Preteen | W3

Today's Suggested Schedule—June 2026, Week 3

Bible Story: The Story of the Lost Son • *Luke 15:11-32*

Bottom Line: God wants everyone to be part of His kingdom.

Conversation Starter: What is the requirement to be in God's kingdom?

Monthly Memory Verse: *"May your kingdom come. May what you want to happen be done on earth as it is done in heaven."* • Matthew 6:10 NIRV

Loud sounds, bright lights, and large groups can be overwhelming or overstimulating for some children. To create a more inclusive large group experience, consider offering adaptive tools like noise-canceling headphones, sunglasses, sensory-friendly items, or access to modified spaces.

Prelude: Setting the Tone for the Experience

See the **Getting Ready** pages at the end of this document for a detailed description of what you'll need for today.

In the **Prelude** folder of your curriculum, you'll find a variety of other resources to help you prepare.

Small Group (15 minutes)

Social: Providing Time for Fun Interaction

Opening Activity

Large Group (35 minutes)

Story: Communicating God's Truth in Engaging Ways

Worship: Inviting People to Respond to God

Opener

Worship

Bible Story

Prayer

Small Group (25 minutes)

Groups: Creating a Safe Place to Connect

Application Activity: Take a Snapshot

Bible Story Review: Bible Story Extension and Discussion Questions

Memory Verse Activity: Verses to Take with You

Prayer Activity: Make It Personal with Prayer

Home: Prompting Action Beyond the Experience

Parent Cue Card (Print or Email)

Devotionals for Kids

Parent Cue App



Bible Story

The Story of the Lost Son • *Luke 15:11-32*

Bottom Line

God wants everyone to be part of His kingdom.

Monthly Memory Verse:

"May your kingdom come. May what you want to happen be done on earth as it is done in heaven." • Matthew 6:10 NIRV

Conversation Starter:

What is the requirement to be in God's kingdom?

15 min

Large Group Opener

5 min

Opener






What You Need

No supplies needed

10 min

Large Group Game | Slippery Steps!

What You Need

 Host	1
 Floor tape	1
 Cones (Enough for each kid to have their own set of cones—you can add more if you'd like to.)	12
 Minimum of 6 large paper plates (More if 6 you plan on playing multiple rounds)	6
 Kid volunteers	6

What You Say:

WELCOME

Host has lots of energy as he or she welcomes everyone to [Name of Environment]. Host is relatable and inviting. Host can talk about something that happened culturally throughout the week like a big sports game, movie opening, a viral video on YouTube, etc. Host tells them how excited he or she is that they're there and briefly runs through what they can expect. This is especially helpful for first-time guests to make them feel like they know what's happening.

HOST: "Welcome back to Kingdom Quest, everyone! I'm so glad you're here! We've been learning about God's kingdom all month long, and the full title of our series this month is 'Kingdom Quest—Seeking the Greatest Treasure.'

"So, what is God's kingdom? Well, God is good, kind, just, trustworthy, and patient—among other things! And His kingdom is anywhere where He reigns. The kingdom is where the ways of the King are the way things run! God wants to spread His good kingdom everywhere! And that's what we're going to learn about today in today's Bible Story.

What You Do:

- Download the slides or optional videos and have them ready to use. If you do not have screen capabilities, you have Orange's permission to enlarge and print the slides on paper.
- Refer to week 1 to confirm that your church has appropriate licensing to perform or play music and sound effects in your kids' environments.
- Create a start line with floor tape on one side of the game area.
- Set up a "course" made of cones in the game area for the kids to weave in and out of during the race. Each kid should have their own set of cones so all three of them can race at the same time.

"But before we get started learning more about God's kingdom, I need to see how awake you are. Let's warm up with a quick crowd check. If you're feeling at least 50% awake, let me hear you make some noise!

(Pause while kids respond.)

"Okay, okay ... that's decent. But if you're feeling 80% awake, let me hear a louder shout!

(Pause while kids respond.)

"Nice! Alright, if you're 100% awake and ready for some fun, I want you to give me your best shout on the count of three. Ready? One ... two ... three!

(Pause while kids respond.)

"Beautiful. Now let's get moving for a second. Everybody, stand up for a micro warm-up.

"Here's what I want: On the count of three, everyone take TWO giant sliding steps to the right, like you're ice skating. Ready? One ... two ... three ... SLIDE!

(Pause while kids slide to the right.)

"Nice! Now back to the left. One ... two ... three ... SLIDE!

(Pause while kids slide to the left.)

"That was impressive! You guys already look like professionals, and you just got prepped for our game! See these?

(Hold up paper plates.)

"Yes, these are pure, premium-grade paper plates. Strong enough to hold a sandwich, but can they hold your entire body weight? We're about to find out. It's time to play 'Slippery Steps!'

SLIDE: Slippery Steps! Title

"The rules are simple: Each of our three racers will line up with one paper plate under each foot, and from that moment on, you can ONLY slide across the floor on the plates.

"When I say, 'GO,' racers will slide through all the cones that are set up for you, then turn around and slide back through them. The first person to finish the race and cross the start line wins. Style points? Always optional ... always appreciated.

"So, who's feeling brave enough to take on 'Slippery Steps' today? I need three volunteers! Raise your hand if you want to play!

(Pick three kids from the ones who have their hands raised, invite them to the game area, and line them up in a single file line at the start line. Give each kid two paper plates—one for each foot—and help them place the plates under their feet.)

"Look at these champions. Look at this confidence. Look at the fear in their eyes. Perfect!

"Racers ready? Plates steady? Audience, are you ready to cheer them on? Let's go!

"Three ... two ... one ... SLIDE!

AUDIO: Upbeat music

(Play the game. Make sure the paper plates stay underneath the kids' feet the whole time they're racing.)

"Look at that! Racer One with the strong start! Racer Two looks like they're skating on butter! Racer Three, that's some amazing effort!

(Play until one of the kids has completed the race and crossed the start line. Declare the winner.)

"And we have a winner of 'Slippery Steps!' Give it up for our champion!

(Continue with more rounds if time allows. Ask for three new volunteers at the start of each round, and give each player new paper plates at the start of each round.)

"Looks like it's time to check out our Bottom Line for today. Remember how we talked about God's kingdom earlier? Well, here is an important truth about it!

SLIDE: Bottom Line

[Bottom Line] "God wants everyone to be part of His kingdom. Can you say that with me?"

KIDS AND HOST: [Bottom Line] "God wants everyone to be part of His kingdom."

HOST: "We will learn more about that soon! Great job today, friends!"

15 min

Amazing Music

5 min

Roll with You | Worship Song

What You Need

No supplies needed

5 min

My Everything | Worship Song

What You Need

No supplies needed

Note: We've suggested worship songs below from Amazing Music. We've created these worship resources to be developmentally appropriate for elementary and preteen kids by incorporating simple, direct language, fun dance movements, and upbeat, current arrangements.

We've chosen specific songs that amplify our teaching content for this month. We recommend that you use these songs as scripted below, or combined with other popular worship songs that your kids know and love. Amazing Music is available on APlay with Amazing+, or as an Add-On.

What You Say:

AMAZING MUSIC

WORSHIP LEADER: "Hello, friends! I'm so excited to worship with you today! This first song, 'Roll with You,' is all about sticking close to Jesus no matter what you're walking through—the sunshine moments, the summer days, and even the storms. Life brings good times and rough times. But this song reminds us that Jesus doesn't disappear when things get messy. He's steady and present. And He's someone you can walk with through every season.

"Let's sing it like we mean it.

SONG: "Roll with You" Dance Motion, Lyric or Instrumental Lyric Videos are available with Amazing Music on APlay

What You Say:

"This next song, 'My Everything,' is our chance to respond to God's love. He is good, not just when life is easy, but also when we're unsure, nervous, or figuring things out. Let's worship Him together!

SONG: "My Everything" Dance Motion, Lyric or Instrumental Lyric Videos are available with Amazing Music on APlay*

"I love moments like this—moments when we can slow down, breathe, and actually remember who God is. We can stay close to Him through the storms, the good days, and the hard days. We can choose to follow Him no matter what! Let's keep doing that all through this week.

"I want to take a minute to look at our Memory Verse for this month. When Jesus gave this prayer to His followers, He wasn't just teaching people what to say—He was teaching them what God's heart is like. He wanted them to understand that God's kingdom isn't distant or exclusive.

5 min

Memory Verse

What You Need

No supplies needed

It's something God wants to bring into our world, our lives, and the places where we feel lost or unsure. We can actually pray, 'May your kingdom come.'

"I'll go ahead and read our verse, then we'll all say it together.

SLIDE: Memory Verse

WORSHIP LEADER: *"May your kingdom come. May what you want to happen be done on earth as it is done in heaven' (Matthew 6:10 NIV)."*

"Now let's say it together!

KIDS AND WORSHIP LEADER: *"May your kingdom come. May what you want to happen be done on earth as it is done in heaven' (Matthew 6:10 NIV)."*

WORSHIP LEADER: "I love this verse because it reminds us that following Jesus is more than just believing something; it's inviting God to shape our hearts, our choices, and our world. When we pray this, we're saying, 'God, I want Your goodness here. I want Your ways to guide my life. I want what matters to You to matter to me.'

"It's a simple prayer, but it's a powerful one. It's something you can pray at school, at home, when you're stressed, when you're grateful, or when you feel stuck. Anytime you want to draw closer to God, this is a prayer that leads you there."

30 min

Bible Story

10 min

StoryLab Bible Story | Video

What You Need

No supplies needed

What You Do:

- Download the slides and have them ready to use. If you do not have screen capabilities, you have Orange's permission to enlarge and print the slides on paper.
- Confirm that your church has appropriate licensing to perform or play music and sound effects in your kids' environments (see above under Opener).
- Set up a table with chairs at the front of the teaching area. Decorate the table, and make it look inviting, the way you would for a nice dinner.
- Pre-determine several leaders to fill the seats at the table and represent the father's household during the teaching.
- Pre-determine three leaders to play the younger son, the father, and the older son during the teaching.

10 min

So and So Show Bible Story | Video

What You Need

No supplies needed









What You Do:

- Download the slides and have them ready to use. If you do not have screen capabilities, you have Orange's permission to enlarge and print the slides on paper.
- Confirm that your church has appropriate licensing to perform or play music and sound effects in your kids' environments (see above under Opener).
- Set up a table with chairs at the front of the teaching area. Decorate the table, and make it look inviting, the way you would for a nice dinner.
- Pre-determine several leaders to fill the seats at the table and represent the father's household during the teaching.
- Pre-determine three leaders to play the younger son, the father, and the older son during the teaching.

10 min

Bible Story (Live)

What You Need

 Communicator	1
 Bible	1
 Table (for the Communicator)	1
 Large table (for the teaching illustration)	1
 Chairs (However many you want around the large table)	Several
 Items to set on the large table—the nicer the better (Suggestions: tablecloth, unlit candles, plates, cups, nice centerpiece, flowers, etc.)	Several
 Several pre-determined leaders to fill the seats at the large table and represent the father's household	Several
 Three pre-determined leaders to play the younger son, father, and older son	3

What You Do:

- Download the slides and have them ready to use. If you do not have screen capabilities, you have Orange's permission to enlarge and print the slides on paper.
- Confirm that your church has appropriate licensing to perform or play music and sound effects in your kids' environments (see above under Opener).
- Set up a table with chairs at the front of the teaching area. Decorate the table, and make it look inviting, the way you would for a nice dinner.
- Pre-determine several leaders to fill the seats at the table and represent the father's household during the teaching.
- Pre-determine three leaders to play the younger son, the father, and the older son during the teaching.

What You Say:

BIBLE STORY (COMMUNICATOR SCRIPT)

SLIDE: Theme Background

(Things to have ready: Make sure the table is set on stage so the Communicator can place their Bible on it and read from it. Large table set at the front of the teaching area to represent the father's household in the Bible Story. Several pre-determined leaders to fill the seats at the large table. Three pre-determined leaders to play the younger son, father, and older son.)

Introduction

COMMUNICATOR: "Hey, everyone! Welcome back to our Kingdom Quest! This summer we're learning all about God's kingdom.

"God is good, kind, just, trustworthy, and patient—among other things! And His kingdom is anywhere where He reigns. The kingdom is where the ways of the King are the way things run! And we want Him to spread that good kingdom everywhere.

"As we get started talking about God's kingdom, I've got a question for you: Has anyone here ever made a choice that felt like the best idea ever ... until about three seconds later when you realized, 'Oh ... I have made a terrible mistake'?"

"Yeah, same. Maybe you decided to jump off the swing mid-air ... and you didn't stick the landing so well. Or you told your sibling, 'Go ahead, you can borrow my stuff,' and immediately regretted everything. Or you ate something spicy and tried to pretend you were totally fine.

(Share an age-appropriate personal story when you thought something was a great idea, and it turned into one big mess.)

"Well, today's Bible Story starts with Jesus telling a story about a guy who made a HUGE decision. Like a, 'Who told you this was a good idea?'-level decision. Every person listening to Jesus tell this story was probably like: 'Buddy ... no. Stop. Turn back. Abort the mission!'

"But did he turn back? Nope! He went ALL-IN on the bad idea. He committed. He doubled down. He took it to Level 100.

"And what happened next? Well ... let's just say it got interesting."

TENSION

COMMUNICATOR: "So I want you to picture a big crowd around Jesus, a pretty random mix of people. There were some people who thought they had life all figured out ... and then people who definitely did NOT.

(Open the Bible and read Luke 15:1-2 NIV.)

All the tax collectors and sinners were gathering around to hear Jesus. But the Pharisees and the teachers of the law were whispering among themselves. They said, "This man welcomes sinners and eats with them."

"The religious leaders couldn't understand why Jesus would spend time with people they thought didn't deserve it. The religious leaders thought they had it all together. So they started whispering their complaints:

(Dramatically whisper the following.)

"'Why is Jesus hanging out with *those* people?' 'Why is He talking to *them*?' 'They're not good enough.' 'They don't belong here.' 'Do you know what THAT person did?'

"The religious leaders thought they knew exactly who should be close to God ... and exactly who shouldn't.

"Jesus, as usual, did something totally different and surprising. It was time to share another parable—a.k.a., a story. Jesus loved to tell stories because they helped give a picture of what He was saying.

"And when Jesus told a story? It was never just a story. It was something that flipped people's expectations, made them think, made them feel ... and sometimes made them rethink everything they thought they knew.

"So with the whole crowd watching—people who felt close to God, people who felt far away, and people who felt stuck in the middle—Jesus began His story."

(Pre-determined leaders walk to the large table at the front of the teaching area and fill all the seats.)

TRUTH

COMMUNICATOR: "All of our leaders up here at the table represent a household and a family. Now get ready, because the story Jesus told is the story of what happened in this family.

"Let's dive in.

(Open the Bible and read Luke 15:11b-12 NlrV.)

"There was a man who had two sons. The younger son spoke to his father. He said, 'Father, give me my share of the family property.' So the father divided his property between his two sons."

"At this time, a son usually received his share of the family property after his father died. So when the younger son demanded his money right away, it was almost like saying he wished his father were dead! The father must have been terribly hurt, but he gave his son the freedom to make mistakes and learn the hard way.

(Open the Bible and read Luke 15:13-14 NlrV.)

"Not long after that, the younger son packed up all he had. Then he left for a country far away. There he wasted his money on wild living. He spent everything he had. Then the whole country ran low on food. So the son didn't have what he needed."

(As the Scripture is read, one leader quietly stands and walks away from the table, leaving the empty chair behind, and goes and sits on the floor far away from the table.)

"He went all in, making bad choices and spending all his money. And then, a famine hit! Suddenly, everything collapsed. The son was left with nothing, so he decided to do something.

(Open the Bible and read Luke 15:15-16 NlrV.)

"He went to work for someone who lived in that country. That person sent the son to the fields to feed the pigs. The son wanted to fill his stomach with the food the pigs were eating. But no one gave him anything."

(As the Scripture is read, the leader playing the younger son puts their head in their hands—sad and exhausted.)

"I mean, wow. That's pretty bad if you want to eat dinner with pigs. And for a Jewish audience, feeding pigs was the absolute lowest place a person could land. This was rock bottom.

(Open the Bible and read Luke 15:17-20a NlrV.)

"Then he began to think clearly again. He said, 'How many of my father's hired servants have more than enough food! But here I am dying from hunger! I will get up and go back to my father. I will say to him, 'Father, I have sinned against heaven. And I have sinned against you. I am

no longer fit to be called your son. Make me like one of your hired servants.” So he got up and went to his father.”

(The leader playing the younger son slowly stands and begins walking toward the table—head down, slow steps, no confidence.)

“I wonder if he was rehearsing a speech the whole way home of what he was going to say to his dad?”

(Open the Bible and read Luke 15:20b Nlrv.)

“While the son was still a long way off, his father saw him. He was filled with tender love for his son. He ran to him. He threw his arms around him and kissed him.”

(The leader playing the father stands from the table, pauses, then suddenly runs toward the leader playing the younger son and embraces them with joy.)

“A grown man running like this? Completely shocking in their culture. No father would do this. But Jesus wanted the crowd to understand: This is exactly what God is like. He moves toward people before they fix anything.

(The leader playing the father brings the leader playing the younger son back to the table and seats them in the empty chair.)

(Open the Bible and read Luke 15:21-24 Nlrv.)

“The son said to him, ‘Father, I have sinned ... I am no longer fit to be called your son.’

But the father said to his servants, ‘Quick! Bring the best robe and put it on him. Put a ring on his finger and sandals on his feet. Bring the fattest calf ... Let’s have a feast and celebrate. This son of mine was dead. And now he is alive again. He was lost. And now he is found.’ So they began to celebrate.”

“Wait ... did you read what just happened! The robe? That’s honor! The ring? That’s authority! The sandals? The father was fixing what the son had broken. This was a celebration—a full restoration.

(Another leader playing the older son stands up from the table and steps away, remaining close but refusing to sit.)

(Open the Bible and read Luke 15:25-28a Nlrv.)

“The older son was in the field. When he came near the house, he heard music and dancing. So he called one of the servants. He asked him what was going on. Your brother has come home,’ the servant replied. ‘Your father has killed the fattest calf. He has done this because your brother is back safe and sound.’ The older brother became angry. He refused to go in.”

"The older brother couldn't believe his father welcomed his brother back so easily. He probably thought, 'Uh, Dad, do you remember he took your money and went crazy spending it? What are you thinking?'"

(Open the Bible and read Luke 15:29-32 NIV.)

"But he answered his father, 'Look! All these years, I've worked ... for you. ... You never gave me even a young goat so I could celebrate with my friends. But this son of yours wasted your money ... Now he comes home. And for him you kill the fattest calf!"

"My son,' the father said, 'you are always with me. Everything I have is yours. But we had to celebrate and be glad. This brother of yours was dead. And now he is alive again. He was lost. And now he is found.'"

(As these words are read, the leader playing the father leaves the table again, walks to the leader playing the older son, and gently invites them back with an open hand.)

"This was the moment Jesus wanted the religious leaders to feel. They were the ones refusing to join God's celebration. And the father, representing God, went out to the older son with the same love He showed the younger son.

"Jesus left the story open. We don't know if the older son came to the table. But we DO know what Jesus wanted the whole crowd to understand: **[Bottom Line] God wants everyone to be part of His kingdom.**

(All the leaders quietly stand up from the table and walk away.)

APPLICATION

COMMUNICATOR: "Here's what I want us to remember from this story: First, every single one of us has moments when we're like the younger son. We choose what we want instead of what God wants. We walk our own way. We mess things up. And sometimes, we wonder if we've gone too far or if God would even want us back. But this story makes something really clear: the father ran toward the son before he fixed anything. Before he apologized. Before he earned anything. That's God's heart toward us. You don't earn His love; He gives it freely.

"Second, there are times when we're more like the older son. We feel like we've been doing everything right. We feel like we've earned something from God. Or maybe we get frustrated when someone else gets forgiven or welcomed back quickly. But the father reminded the older son, and reminds us, that everything he has is already a gift. God doesn't love you because you're perfect. He loves you because you're His. And He wants you to share that love with others, not hold it back.

"And that brings us to the biggest part of the whole story: **[Bottom Line] God wants everyone to be part of His kingdom.** He's not satisfied with

10 min

Closing

5 min

LANDING

What You Need

No supplies needed

5 min

PRAYER

What You Need

No supplies needed

empty chairs at the table. He wants the chairs filled. And He'll make room when it's full! Not just for the people who look like they have it all together. Not just for the people who haven't messed up recently. Not just for the people who grew up in church. Everyone.

"That's why Jesus told this story. Because God doesn't wait for us to find our way home—He comes toward us. And Jesus made the way for us to belong, to be forgiven, to be restored, and to have a seat at God's table. Not because we earned it ... but because God wants us with Him.

"So whether you feel like the younger son or the older son today, the invitation is the same: Come to the table. Everyone belongs in God's kingdom."

What You Say:

LANDING

COMMUNICATOR: "Today's Bible Story shows us something huge about God. Whether someone runs away like the younger son or stands on the outside like the older son, our heavenly Father moves toward both of them. He doesn't wait for them to fix everything or earn their way back. He goes out to meet them because His heart is for people to come home. That's who God is—a Father who welcomes, restores, and celebrates.

"And that's what our Bottom Line today is all about. Let's take a look!

SLIDE: Bottom Line

[Bottom Line] "God wants everyone to be part of His kingdom. Say that with me!"

What You Say:

PRAYER

COMMUNICATOR: "Let's pray together, friends.

"God, thank You for showing us what Your heart is really like. Thank You for being the kind of Savior who runs toward us when we're far away and invites us close when we feel like we don't belong. Thank You for making a way for us to be part of God's kingdom, not because we earned it, but

because You love us. Help us trust that there is always a place for us at Your table. Help us see others the way You do. We love You, and we pray these things in Jesus' name. Amen."

(Dismiss kids to Small Groups.)

AUDIO: Play calm music as the kids exit.

SLIDE: Theme

Optional Video: Theme Loop

Getting Ready | Preteen Large Group

Here's everything you need to know to get ready for this week.

APlay

APlay is your all-in-one presentation, preparation, and curriculum ecosystem that saves you time and money. APlay is free with your curriculum subscription! APlay offers powerful tools that build media playlists, compile curriculum documents, auto-update supply lists by child count, cast media to screens, and so much more.

Built to work in harmony with your curriculum, APlay Service Builder allows leaders to drop in, toggle on and off, or customize teaching plans, worship elements, and media assets in seconds. For even more value, upgrade to Amazing+ to unlock the parent app, Parent+.

Story: Communicating God's Truth in Engaging Ways (25 minutes)

Worship: Inviting People to Respond to God (10 minutes)

1. Opener

What You Need:

- Host
- Floor tape
- 12 cones (Enough for each kid to have their own set of cones—you can add more if you'd like to.)
- Minimum of 6 large paper plates (More if you plan on playing multiple rounds)
- 6 kid volunteers

Music and Sound Effects:

- Upbeat music to use as kids enter the room
- Upbeat music to use for the game

Large Group Visuals:

- Theme Slide
- "Slippery Steps Title!" Slide
- Bottom Line Slide

Optional Videos:

- Theme Loop
- Countdown
- Theme Intro

What You Do:

- Download the slides or optional videos and have them ready to use. If you do not have screen capabilities, you have Orange's permission to enlarge and print the slides on paper.

- Refer to week 1 to confirm that your church has appropriate licensing to perform or play music and sound effects in your kids' environments.
- Create a start line with floor tape on one side of the game area.
- Set up a "course" made of cones in the game area for the kids to weave in and out of during the race. Each kid should have their own set of cones so all three of them can race at the same time.

2. Worship and Memory Verse

What You Need:

- Worship Leader(s)

Music and Sound Effects:

- "Roll with You" - available on APlay with Amazing Music
- "My Everything" - available on APlay with Amazing Music

Large Group Visuals:

- Theme Slide
- Memory Verse Slide

What You Do:

- If you are utilizing the suggested songs from **Amazing Music-**, search for your desired video resource for each song under the Worship section on APlay and add to your service!
- You can access Amazing Music's Dance Motion, Lyric, and Instrumental Videos in APlay under the Worship section.
- Amazing Music Song Trainings are available in Amazing Leaders and FREE on YouTube. <https://www.youtube.com/@AmazingKidsMusic>
- If you are utilizing **the Orange Kids Music** suggestions, simply purchase and download from Store.ThinkOrange.com! You can upload these into APlay for easy use with your 252 curriculum.
- Dance Motion Videos and Lyrics Videos are available for Orange Kids Music songs. For more information, visit Store.ThinkOrange.com.
- *Make sure your church has obtained licensing rights to play or perform music. You can obtain a license to perform worship music from Christian Copyright Licensing International (www.ccli.com). It covers over 200,000 worship songs for congregational singing. You are responsible for including the copyright information on all songs reproduced under the Church Copyright License (including song lyrics projected onscreen). This includes the song title, writer credit(s), copyright notice, and your church's CCLI license number. You can include this information on one of the lyric slides, or you can create a separate slide detailing this information, but the copyright information must appear at least once for each song you play or perform. For example:*

"Hallelujah" words and music by John Doe

©2000 Good Music Co.

CCLI License \

0000

3. Bible Story

What You Need:

- Communicator
- Bible
- Table (for the Communicator)
- Large table (for the teaching illustration)
- Chairs (However many you want around the large table)
- Items to set on the large table—the nicer the better (Suggestions: tablecloth, unlit candles, plates, cups, nice centerpiece, flowers, etc.)
- Several pre-determined leaders to fill the seats at the large table and represent the father's household
- Three pre-determined leaders to play the younger son, father, and older son

Music and Sound Effects:

- Calm music to use as kids exit the room

Large Group Visuals:

- Theme Background Slide
- Bottom Line Slide
- Conversation Starter Slide
- Theme Slide

Optional Video:

- Theme Loop

Optional Video: (available in APlay)

Our Large Group scripts are interchangeable with these videos so you can plug and play the way you need to each week.

For 252 Kids (Kindergarten through 3rd grade):

- StoryLab: Invite elementary kids to engage with inquisitive young hosts as they explore core biblical truths and stories in a STEAM-inspired setting.

For 252 Preteen (4th and 5th grade):

- The So & So Show: Guide preteens to explore questions of faith through a YouTube-style show full of humor and lots of zany fun.

Additional environment enhancements including:

- Motion graphics, including loops
- Countdown video

What You Do:

- Download the slides and have them ready to use. If you do not have screen capabilities, you have Orange's permission to enlarge and print the slides on paper.
- Confirm that your church has appropriate licensing to perform or play music and sound effects in your kids' environments (see above under Opener).
- Set up a table with chairs at the front of the teaching area. Decorate the table, and make it look inviting, the way you would for a nice dinner.
- Pre-determine several leaders to fill the seats at the table and represent the father's household during the teaching.
- Pre-determine three leaders to play the younger son, the father, and the older son during the teaching.

Supplies:

- Host
- Floor tape
- 12 cones (Enough for each kid to have their own set of cones—you can add more if you'd like to.)
- Minimum of 6 large paper plates (More if you plan on playing multiple rounds)
- 6 kid volunteers
- Music and Sound Effects
- Upbeat music to use as kids enter the room
- Upbeat music to use for the game
- Large Group Visuals
- Theme Slide
- "Slippery Steps Title!" Slide
- Bottom Line Slide
- Optional Videos
- Theme Loop
- Countdown
- Theme Intro
- Worship Leader(s)
- Music and Sound Effects
- "Roll with You" - available on APlay with Amazing Music
- "My Everything" - available on APlay with Amazing Music
- Large Group Visuals
- Theme Slide
- Memory Verse Slide
- Communicator
- Bible
- Table (for the Communicator)
- Large table (for the teaching illustration)
- Chairs (However many you want around the large table)
- Items to set on the large table—the nicer the better (Suggestions: tablecloth, unlit candles, plates, cups, nice centerpiece, flowers, etc.)
- Three pre-determined leaders to play the younger son, father, and older son
- Music and Sound Effects
- Calm music to use as kids exit the room
- Large Group Visuals

- Theme Background Slide
- Bottom Line Slide
- Conversation Starter Slide
- Theme Slide
- Optional Video
- Theme Loop
- Optional Video: (available in APlay)
- Motion graphics, including loops
- Countdown video

Supplies

Large Group Game Slippery Steps!		Quantity
1.	Host	1
2.	Floor tape	1
3.	Cones (Enough for each kid to have their own set of cones—you can add more if you'd like to.)	12
4.	Minimum of 6 large paper plates (More if you plan on playing multiple rounds)	6
5.	Kid volunteers	6

Bible Story (Live)		Quantity
1.	Communicator	1
2.	Bible	1
3.	Table (for the Communicator)	1
4.	Large table (for the teaching illustration)	1
5.	Chairs (However many you want around the large table)	Several
6.	Items to set on the large table—the nicer the better (Suggestions: tablecloth, unlit candles, plates, cups, nice centerpiece, flowers, etc.)	Several
7.	Several pre-determined leaders to fill the seats at the large table and represent the father's household	Several
8.	Three pre-determined leaders to play the younger son, father, and older son	3

WEEK

FOUR

Preteen | W4

Today's Suggested Schedule—June 2026, Week 4

Bible Story: The Stories of the Hidden Treasure and the Pearl • *Matthew 13:44-46 (Supporting: Matthew 4:18-22)*

Bottom Line: Loving God and His kingdom is most important.

Conversation Starter: What is most important?

Monthly Memory Verse: "May your kingdom come. May what you want to happen be done on earth as it is done in heaven." • *Matthew 6:10 NIRV*

Loud sounds, bright lights, and large groups can be overwhelming or overstimulating for some children. To create a more inclusive large group experience, consider offering adaptive tools like noise-canceling headphones, sunglasses, sensory-friendly items, or access to modified spaces.

Prelude: Setting the Tone for the Experience

See the **Getting Ready** pages at the end of this document for a detailed description of what you'll need for today.

In the **Prelude** folder of your curriculum, you'll find a variety of other resources to help you prepare.

Small Group (15 minutes)

Social: Providing Time for Fun Interaction

Opening Activity

Large Group (35 minutes)

Story: Communicating God's Truth in Engaging Ways

Worship: Inviting People to Respond to God

Opener

Worship

Bible Story

Prayer

Small Group (25 minutes)

Groups: Creating a Safe Place to Connect

Application Activity: Take a Snapshot

Bible Story Review: Bible Story Extension and Discussion Questions

Memory Verse Activity: Verses to Take with You

Prayer Activity: Make It Personal with Prayer

Home: Prompting Action Beyond the Experience

Parent Cue Card (Print or Email)

Devotionals for Kids

Parent Cue App



Bible Story

The Stories of the Hidden Treasure and the Pearl
• *Matthew 13:44-46 (Supporting: Matthew 4:18-22)*

Bottom Line

Loving God and His kingdom is most important.

Monthly Memory Verse

"May your kingdom come. May what you want to happen be done on earth as it is done in heaven." • *Matthew 6:10 NIRV*

Conversation Starter

What is most important?

15 min

Large Group Opener

5 min

Opener




What You Need

No supplies needed

10 min

Large Group Game | Head, Shoulders, Knees, Cup!

What You Need

 Host	1
 Solo Cups (It may be a good idea to have more if you plan on playing multiple games or if cups get crushed!)	6
 Kid volunteers	12

What You Say:

WELCOME

Host has lots of energy as he or she welcomes everyone to [Name of Environment]. Host is relatable and inviting. Host can talk about something that happened culturally throughout the week like a big sports game, movie opening, a viral video on YouTube, etc. Host tells them how excited he or she is that they're there and briefly runs through what they can expect. This is especially helpful for first-time guests to make them feel like they know what's happening.

OPENER

HOST: "Welcome back, everybody! This month, we've been talking all about God's kingdom! The full title of our series this month is 'Kingdom Quest—Seeking the Greatest Treasure.' Let me hear you if you're alive, awake, and ready for the next part of our Kingdom Quest!

(Pause while kids respond.)

What You Do:

- Download the slides or optional videos and have them ready to use. If you do not have screen capabilities, you have Orange's permission to enlarge and print the slides on paper.
- Refer to week 1 to confirm that your church has appropriate licensing to perform or play music and sound effects in your kids' environments.
- Place six Solo Cups (one for each pair of kids) in the game area.

"Oh yes, that's the energy I need! We've got a huge morning ahead, and we're starting with a game that will test your reflexes, your focus, and your ability to stay calm when a plastic cup becomes the most important thing ever—well, in this game.

(Hold up a plastic Solo Cup.)

"This little cup right here? This cup has caused more craziness in preteen ministry than any video game you've ever played. And today,

we're bringing that craziness back with a favorite. It's called 'Head, Shoulders, Knees, Cup!'

SLIDE: Head, Shoulders, Knees, Cup! Title

AUDIO: Upbeat music

"Before we start the real game, let's get moving. Everyone, stand up! This should be easy-peasy for you all.

"Ready? Let me see you touch your head! Now your shoulders! Your knees! Shoulders! Head! Knees! Head! Shoulders! Knees!

"Nice! I think we're all warmed up and awake. Time to get to the real game!

"I need twelve players who think they have lightning-fast hands. Raise your hand if you'd like to play!

(Pick twelve volunteers from the kids who have their hands raised, and pair them up into six pairs of two. Place one cup on the floor in between each pair.)

"Here's how this works: You'll face your partner with the cup between you. Just like before, when I say, 'Head,' touch your head. 'Shoulders,' touch your shoulders. 'Knees,' touch your knees. But when you hear me say, 'Cup,' you grab the cup. The first one to grab it moves on to the next round, and we'll play until there's only one pair left. The person who wins that round is the champion!

"Oh, and by the way, if you grab the cup early? You're out.

"Sound good? Ready to play?

"Okay players, hands down at your sides ... here we go.

"Head ... Shoulders ... Knees ... Head ... Knees ... Head ... Shoulders ... CUP!

(The winners of that round move on to the next round and pair up with someone new; the losers of that round take their seats. Repeat rounds until two finalists remain.)

"Alright, championship round! You two have made it all the way here.

"Hands down ... ready?

"Head ... Knees ... Shoulders ... Head ... Knees ... Shoulders ... CUP!

(Declare the winner.)

"Make some noise for our Cup Champion! And let's give it up for all our players!

(Continue with more games if time allows. Ask for twelve new volunteers at the start of each game.)

"Wow ... that was crazy! I gotta take a breath! Looks like it's time to check out our Bottom Line for today. Raise your hand if you think the word 'kingdom' is going to be in it!

(Pause while kids respond.)

SLIDE: Bottom Line

[Bottom Line] "Loving God and His kingdom is most important. You guys were right! Now let's all say it together."

KIDS AND HOST: **[Bottom Line]** "Loving God and His kingdom is most important."

HOST: "Great job, friends! Let's get ready to learn more about that!"

15 min

Amazing Music

5 min

Roll with You | Worship Song

What You Need

No supplies needed

5 min

Great Are You Lord | Worship Song

What You Need

No supplies needed

5 min

Memory Verse

Note: We've suggested worship songs below from Amazing Music. We've created these worship resources to be developmentally appropriate for elementary and preteen kids by incorporating simple, direct language, fun dance movements, and upbeat, current arrangements.

We've chosen specific songs that amplify our teaching content for this month. We recommend that you use these songs as scripted below, or combined with other popular worship songs that your kids know and love. Amazing Music is available on APlay with Amazing+, or as an Add-On.

What You Say:

AMAZING MUSIC

WORSHIP LEADER: "What's up, everyone? I'm so excited to worship with you today! This first song, 'Roll with You,' is all about staying close to Jesus through everything—the sunny days, the hard days, the moments you feel strong, and the moments you feel like you're barely hanging on. Jesus doesn't leave when life gets messy. He doesn't ditch you when things get confusing. He walks with you through all of it. Let's stand and sing it together!"

SONG: "Roll with You" Dance Motion, Lyric or Instrumental Lyric Videos are available with Amazing Music on APlay

What You Say:

"Love it! This next song is called 'Great Are You Lord.' It says, 'It's Your breath in our lungs, so we pour out our praise.' It's a reminder that worship is our response to God's greatness. He gives us life ... and we give Him praise. Let's sing!"

SONG: "Great Are You Lord" Dance Motion, Lyric or Instrumental Lyric Videos are available with Amazing Music on APlay*

"I love singing with you all! Remember, worship doesn't stop when the music ends; it keeps going in the choices we make, the words we say, and the way we treat people. Every day is another chance to follow Jesus."

"Let's take a look at our Memory Verse for this month. We should be praying this for all of our lives! Jesus taught these exact words because He wanted His followers, including us, to understand what it looks like

What You Need

No supplies needed

to want God's ways. We can pray bold prayers asking for God's kingdom to come down to where we are.

"Our Memory Verse this month is from Matthew 6:10. I'll read it first, then let's all say it together.

SLIDE: Memory Verse

WORSHIP LEADER: *"May your kingdom come. May what you want to happen be done on earth as it is done in heaven' (Matthew 6:10 NIRV).*

"Let's say it together!"

KIDS AND WORSHIP LEADER: *"May your kingdom come. May what you want to happen be done on earth as it is done in heaven' (Matthew 6:10 NIRV)."*

WORSHIP LEADER: "I love this verse because it isn't just something to memorize, it's something to actually live out. When we say these words, we're asking God to bring His goodness, His peace, and His love into our world and into our lives. We're reminding ourselves that God knows what's best, and His plans are good. As we wrap up this month, keep this verse close. Let it guide the way you think, the way you make decisions, and the way you follow Jesus in the middle of your everyday life."

30 min

Bible Story

10 min

StoryLab Bible Story | Video

What You Need

No supplies needed

What You Do:

- Download the slides and have them ready to use. If you do not have screen capabilities, you have Orange's permission to enlarge and print the slides on paper.
- Confirm that your church has appropriate licensing to perform or play music and sound effects in your kids' environments (see above under Opener).
- Put the pretend gold coins and pearl necklaces in the treasure box.
- Place the treasure box and the normal, everyday items on the table for the teaching.

10 min

So and So Show Bible Story | Video

What You Need

No supplies needed








What You Do:

- Download the slides and have them ready to use. If you do not have screen capabilities, you have Orange's permission to enlarge and print the slides on paper.
- Confirm that your church has appropriate licensing to perform or play music and sound effects in your kids' environments (see above under Opener).
- Put the pretend gold coins and pearl necklaces in the treasure box.
- Place the treasure box and the normal, everyday items on the table for the teaching.

10 min

Bible Story (Live)

What You Need

 Communicator	1
 Bible	1
 Table	1
 Several normal, everyday items that represent things we like (examples: soccer ball, headphones, hoodie, sketchbook, small snack, gift card/money, etc.)	Several
 Wooden box for the treasure box	1
 Pretend gold coins	Several
 Pretend pearl necklaces	1

What You Do:

- Download the slides and have them ready to use. If you do not have screen capabilities, you have Orange's permission to enlarge and print the slides on paper.
- Confirm that your church has appropriate licensing to perform or play music and sound effects in your kids' environments (see above under Opener).
- Put the pretend gold coins and pearl necklaces in the treasure box.
- Place the treasure box and the normal, everyday items on the table for the teaching.

What You Say:

BIBLE STORY (COMMUNICATOR SCRIPT)

SLIDE: Theme Background

(Things to have ready: Make sure the table is set on stage so the Communicator can place their Bible on it and read from it. Normal, everyday items and treasure box on the table.)

Introduction

COMMUNICATOR: "Hey, everyone! Welcome back to our Kingdom Quest! The full title of our theme this month is 'Kingdom Quest—Seeking the Greatest Treasure!' This whole summer, we're going to learn about God's kingdom.

"What is God's kingdom? Well, God is loving, joyful, peaceful, kind, trustworthy, and patient—among other things. And His kingdom is where those attributes are the order of the day. The kingdom is like the King! And God wants to bring His kingdom everywhere.

"But before we talk more about God's kingdom, I have a quick question for the room—raise your hand if you've ever lost something, and the moment you found it, it was just the best feeling ever!

(Pause while kids respond.)

"Exactly! It really is the best feeling! Okay, shout out a few examples—what are some things you've found, whether it was something of yours that you lost or something random you found on the street? Something that made you so happy when you found it!

(Pause while kids share some answers.)

"Right? It's the best feeling. You're just living your life, minding your own business, and suddenly, treasure!

"Let's try something. On the count of three, react like you just found twenty bucks in your pocket. One, two, three!

(Pause while kids react.)

"Perfect. Now react like you found a melted granola bar at the bottom of your backpack. One, two, three!

(Pause while kids react.)

"You nailed it!

"Here's the thing: Sometimes, you find something small that makes your whole day better, and other times, you find something so valuable that everything else fades into the background. It grabs your attention instantly. It becomes the most important thing in the room.

"And today, we're going to look at two stories Jesus told about people who discovered something just like that. Something so surprising and so valuable that everything else shifted the moment they saw it."

TENSION

COMMUNICATOR: "So here's the thing about treasure. Most of the time, you don't plan to find it. You're just going through your day, and suddenly, something grabs your attention so fast that everything else immediately fades into the background.

"We all know that feeling. Maybe you're cleaning out your backpack, and you spot something you thought was gone forever: your favorite bracelet, a missing card, money you had lost. One second, you're just doing a normal thing like cleaning out your backpack, and the next second, you're like, 'YES! Victory!' Or maybe you're in the middle of a game, totally focused, and then someone shows up holding a huge box of warm cookies. Instantly, whatever you were doing before doesn't matter nearly as much. It's not that the other things are bad. It's just that something better suddenly showed up.

"That moment, that shift, that instant when your priorities rearrange themselves—that's exactly where today's Bible Story sits. Jesus told two quick stories about two people who discovered something so valuable that everything else suddenly felt tiny in comparison. And He wanted the people listening to feel that exact tension: What do you do when you realize something is worth more than everything else you have?

"That's the question sitting underneath the whole story today."

TRUTH

COMMUNICATOR: "When Jesus taught, crowds gathered. All kinds of people would show up to listen to Jesus. Kids, adults, fishermen, tax collectors, religious leaders, people who felt close to God, people who felt far away, and everyone in between. And Jesus wanted all of them to understand what God's kingdom is really like.

"People had so many assumptions about God's kingdom. Some thought God's kingdom meant power and force. Some expected Jesus to be a warrior king. Others expected a political takeover. And honestly, many people just didn't understand at all.

"Jesus wanted to help people understand something as big and beautiful as God's kingdom, so a lot of the time, Jesus used parables—short, simple stories built from everyday things people recognized.

"On this particular day, Jesus chose to tell two parables that are incredibly short. Each one is only a couple of sentences long. But they carry a weight that made people pause and think about what Jesus was really saying.

(Pick up a few different items from the table, and hold them up.)

"See these things right here? They're not wrong. They're not bad. A lot of the time, our lives revolve around things like these. Things we enjoy, things that make life fun or comfortable, things that feel important to us.

"And Jesus starts His parable right in the middle of this normal kind of life.

(Open the Bible and read Matthew 13:44 NIV.)

"The kingdom of heaven is like treasure that was hidden in a field. When a man found it, he hid it again. He was very happy. So he went and sold everything he had. And he bought that field."

"The people listening would've understood this immediately. In their world, people would sometimes hide things of great value in fields. There were no banks. No safes. Families sometimes buried their valuable belongings to protect them from thieves or invading armies. So when Jesus said a man found treasure in a field, people knew this could actually happen.

"But what made this story surprising wasn't the treasure. It was what the man did next. He didn't think about it. He didn't wait. He didn't make a list of pros and cons. He joyfully sold everything he had to buy that field. Not because his other things weren't good ... but because the treasure was worth so much more.

(Hold up another item from the table.)

"Now remember, these things aren't bad, but there is something better out there that lasts.

"Jesus wasn't done. Let's see what He said next.

(Open the Bible and read Matthew 13:45-46 NIV.)

"Again, the kingdom of heaven is like a trader who was looking for fine pearls. He found one that was very valuable. So he went away and sold everything he had. And he bought that pearl."

(Slowly open the treasure box to reveal the gold coins and pearl necklaces.)

"This parable would've made the crowd think too. There were people who spent their entire lives searching for the perfect pearl. Pearls were rare. They were expensive. And if a merchant found a truly extraordinary one, it could change everything. And in Jesus' story, that's exactly what happened. The merchant sold everything, not because his other pearls were worthless, but because he finally discovered something beyond comparison.

(Move the normal, everyday items to the side, and hold up the treasure box.)

"In both parables, Jesus wanted people to feel this moment—the instant someone realizes that something has more value than everything else they own. That's the moment when priorities shift. That's the moment when decisions become clear. That's the moment when everything changes. And Jesus said that's what God's kingdom is like. Something so good. So beautiful. So important that when you really see it, you understand what matters most.

"But Jesus didn't just tell stories about the kingdom. He brought the kingdom into real life. And the perfect example happened at the very beginning of His ministry, when He called His first disciples.

(Open the Bible and read Matthew 4:18-20 NIV.)

One day Jesus was walking beside the Sea of Galilee. There he saw two brothers, Simon Peter and his brother Andrew. They were throwing a net into the lake, because they were fishermen. "Come and follow me," Jesus said. "I will send you out to fish for people." At once they left their nets and followed him.

"Peter and Andrew's entire worlds were built around that net. It represented their jobs, their skills, their security, their identities. The net was a good thing. Something that mattered. But when Jesus called them, Peter and Andrew didn't hesitate. They saw something better, something worth leaving everything else for.

(Open the Bible and read Matthew 4:21-22 NIV.)

"Going on from there, he saw two other brothers. They were James, son of Zebedee, and his brother John. They were in a boat with their father Zebedee. As they were preparing their nets, Jesus called out to them. Right away they left the boat and their father and followed Jesus."

"James and John were preparing their nets and doing their everyday work when Jesus called them. And like the man who found the treasure,

like the merchant who found the pearl, they recognized something worth more than anything else in their lives.

"They didn't follow Jesus because they were forced. They didn't follow Him because they were trying to get something from Him. They followed Him because they saw something worth more. They saw Jesus. They saw God's kingdom breaking into the world. And once they understood its value, everything else fell into place.

"That's what Jesus wanted the crowd to understand. That's what He wanted His disciples to understand. And that's what He wants you to understand today.

APPLICATION

COMMUNICATOR: "When Jesus told these two tiny parables, He wasn't trying to make people feel bad about the things they enjoyed or the things that mattered to them. He was helping them see something bigger. Something better. Something that changes the way you look at everything else in your life.

"In both stories, the moment the treasure was discovered, everything made sense. The decision wasn't forced. It wasn't stressful. It was joyful. Because when you discover something truly valuable, it becomes clear what matters most. And that's exactly what Jesus wanted the crowd to understand about God's kingdom. God's kingdom isn't something you add to your already full list. It becomes the center—the thing that helps everything else fall into its right place.

"Just like the disciples—they weren't running away from their jobs or their families. They weren't trying to escape their lives. They simply saw something in Jesus that was worth more. Something worth following. Their decision wasn't about losing something; it was about gaining something far greater.

"And for us today, Jesus' point is the same. When you begin to understand how good God is and how incredible His kingdom is, it changes the way you see everything else. Not because those things stop mattering ... but because you've seen something that matters most. The treasure. The pearl. The kingdom and the oh-so-good God who reigns over it."

10 min

Closing

5 min

LANDING

What You Say:

LANDING

What You Need

No supplies needed

5 min

PRAYER**What You Need**

No supplies needed

COMMUNICATOR: "Today's parables remind us that when people really saw the value of God's kingdom, everything else shifted. Not because the other things weren't good, but because they finally understood what mattered most. The man who found the treasure, the merchant who found the pearl, and even the disciples who dropped their nets all had the same moment: They saw something so good and so valuable that following God became the clear choice.

"Our Bottom Line today helps remind us what's most important. Let's take a look.

SLIDE: Bottom Line

[Bottom Line] "Loving God and His kingdom is most important. Say that with me!"

What You Say:**PRAYER**

COMMUNICATOR: "Let's talk to the King who is offering us this great treasure, friends.

"Jesus, thank You for showing us what matters most. Thank You for the stories You told and for the way You help us understand God's kingdom. Sometimes, we get distracted by a lot of good things in our lives, but help us see Your goodness even more clearly. Help us want what You want. Help us love what You love. Jesus, thank You for inviting us to follow You, just like You invited the disciples. We want to put You first in the everyday moments of our week. We love You, and we pray these things in Jesus' name. Amen."

(Dismiss kids to Small Groups.)

AUDIO: Play calm music as the kids exit.

SLIDE: Theme

Optional Video: Theme Loop

Getting Ready | Preteen Large Group

GETTING READY

Here's everything you need to know to get ready for this week.

APlay

APlay is your all-in-one presentation, preparation, and curriculum ecosystem that saves you time and money. APlay is free with your curriculum subscription! APlay offers powerful tools that build media playlists, compile curriculum documents, auto-update supply lists by child count, cast media to screens, and so much more.

Built to work in harmony with your curriculum, APlay Service Builder allows leaders to drop in, toggle on and off, or customize teaching plans, worship elements, and media assets in seconds. For even more value, upgrade to Amazing+ to unlock the parent app, Parent+.

Story: Communicating God's Truth in Engaging Ways (25 minutes)
Worship: Inviting People to Respond to God (10 minutes)

1. Opener

What You Need:

- Host
- 6 Solo Cups (It may be a good idea to have more if you plan on playing multiple games or if cups get crushed!)
- 12 kid volunteers

Music and Sound Effects:

- Upbeat music to use as kids enter the room
- Upbeat music to use for the game

Large Group Visuals:

- Theme Slide
- "Head, Shoulders, Knees, Cup! Title" Slide
- Bottom Line Slide

Optional Videos:

- Theme Loop
- Countdown
- Theme Intro

What You Do:

- Download the slides or optional videos and have them ready to use. If you do not have screen capabilities, you have Orange's permission to enlarge and print the slides on paper.
- Refer to week 1 to confirm that your church has appropriate licensing to perform or play music and sound effects in your kids' environments.
- Place six Solo Cups (one for each pair of kids) in the game area.

2. Worship and Memory Verse

What You Need:

- Worship Leader(s)

Music and Sound Effects:

- "Roll with You" - available on APlay with Amazing Music
- "Great Are You Lord" - available on APlay with Amazing Music

Large Group Visuals:

- Theme Slide
- Memory Verse Slide

What You Do:

- If you are utilizing the suggested songs from **Amazing Music-**, search for your desired video resource for each song under the Worship section on APlay and add to your service!
- You can access Amazing Music's Dance Motion, Lyric, and Instrumental Videos in APlay under the Worship section.
- Amazing Music Song Trainings are available in Amazing Leaders and FREE on YouTube. <https://www.youtube.com/@AmazingKidsMusic>
- If you are utilizing **the Orange Kids Music** suggestions, simply purchase and download from Store.ThinkOrange.com! You can upload these into APlay for easy use with your 252 curriculum.
- Dance Motion Videos and Lyrics Videos are available for Orange Kids Music songs. For more information, visit Store.ThinkOrange.com.
- *Make sure your church has obtained licensing rights to play or perform music. You can obtain a license to perform worship music from Christian Copyright Licensing International (www.ccli.com). It covers over 200,000 worship songs for congregational singing. You are responsible for including the copyright information on all songs reproduced under the Church Copyright License (including song lyrics projected onscreen). This includes the song title, writer credit(s), copyright notice, and your church's CCLI license number. You can include this information on one of the lyric slides, or you can create a separate slide detailing this information, but the copyright information must appear at least once for each song you play or perform. For example:*

"Hallelujah" words and music by John Doe

©2000 Good Music Co.

CCLI License # 0000

3. Bible Story

What You Need:

- Communicator
- Bible
- Table
- Several normal, everyday items that represent things we like (examples: soccer ball, headphones, hoodie, sketchbook, small snack, gift card/money, etc.)
- Wooden box for the treasure box
- Pretend gold coins
- Pretend pearl necklaces

Music and Sound Effects:

- Calm music to use as kids exit the room

Large Group Visuals:

- Theme Background Slide
- Bottom Line Slide
- Conversation Starter Slide
- Theme Slide

Optional Video:

- Theme Loop

Optional Video: (available in APlay)

Our Large Group scripts are interchangeable with these videos so you can plug and play the way you need to each week.

For 252 Kids (Kindergarten through 3rd grade):

- StoryLab: Invite elementary kids to engage with inquisitive young hosts as they explore core biblical truths and stories in a STEAM-inspired setting.

For 252 Preteen (4th and 5th grade):

- The So & So Show: Guide preteens to explore questions of faith through a YouTube-style show full of humor and lots of zany fun.

Additional environment enhancements including:

- Motion graphics, including loops
- Countdown video

What You Do:

- Download the slides and have them ready to use. If you do not have screen capabilities, you have Orange's permission to enlarge and print the slides on paper.
- Confirm that your church has appropriate licensing to perform or play music and sound effects in your kids' environments (see above under Opener).
- Put the pretend gold coins and pearl necklaces in the treasure box.
- Place the treasure box and the normal, everyday items on the table for the teaching.

Supplies

Large Group Game Head, Shoulders, Knees, Cup!		Quantity
1.	Host	1
2.	Solo Cups (It may be a good idea to have more if you plan on playing multiple games or if cups get crushed!)	6
3.	Kid volunteers	12

Bible Story (Live)		Quantity
1.	Communicator	1
2.	Bible	1
3.	Table	1
4.	Several normal, everyday items that represent things we like (examples: soccer ball, headphones, hoodie, sketchbook, small snack, gift card/money, etc.)	Several
5.	Wooden box for the treasure box	1
6.	Pretend gold coins	Several
7.	Pretend pearl necklaces	1