

WEEK

ONE

3-5's | W1

Today's Suggested Schedule—June 2026, Week 1

Bible Story: The Story of the Mustard Seed • Matthew 13:31-32
Jesus shows us God's kingdom.

Key Question: Who can be a part of God's kingdom?

Bottom Line: I can be a part of God's kingdom.

Memory Verse: "Your kingdom come, your will be done, on earth as it is in heaven." • Matthew 6:10 NIV

Loud sounds, bright lights, and large groups can be overwhelming or overstimulating for some children. To create a more inclusive large group experience, consider offering adaptive tools like noise-canceling headphones, sunglasses, sensory-friendly items, or access to modified spaces.

Prelude: Setting the tone for the experience

See the **Getting Ready** pages at the end of this document for a detailed description of what you'll need for today.

Small Group (15 minutes)

Social: Providing time for fun interaction

Seed to Tree

Tiny Seed, Big Design

Find the Tiny Seed

Large Group (20 minutes)

Worship: Inviting people to respond to God

Story: Communicating God's truth in engaging ways

Worship

Bible Story

Prayer

Small Group (25 minutes)

Groups: Creating a safe place to connect

Memory Verse with Motions

Dot to Dot Tree

How Does it Grow?

Four Corner Book Run

Handprint Mustard Tree

Journal and Prayer

Home: Prompting action beyond the experience

Memory Verse Card

Parent Cue Card (print or email)

Parent Cue App

***Allergy Alert**



Bible Story

The Story of the Mustard Seed • Matthew 13:31-32

Jesus shows us God's kingdom.

Key Question

Who can be a part of God's kingdom?

Bottom Line:

I can be a part of God's kingdom.

Memory Verse

"Your kingdom come, your will be done, on earth as it is in heaven." • Matthew 6:10 NIV

15 min

Worship

5 min

Worship Opener

What You Need

No supplies needed

5 min

OPTION 1 (Amazing Music)

What You Need

No supplies needed

Communicating God's truth in engaging ways

What You Say:

WORSHIP

(Worship Leader enters.)

WORSHIP LEADER: "Hi, friends! My name is [your name]. I am SO happy to see you today! Do you want to go on an adventure today? (*Listen.*) Let's go to a castle. Everybody, march in place with me!

(*March in place.*)

"Ooh, you are taking such big steps! Now, let's splash across a creek. Everybody, say: (*pretend to splash water in the air with your hands*) 'Splish-splash!'"

CHILDREN and WORSHIP LEADER: (*Pretend to splash water in the air.*) "Splish-splash! Splish-splash!"

(*Gasp, then hold a finger to your lips.*)

WORSHIP LEADER: "Shhhh, we need to tiptoe past the (*point to the imaginary bear*) bear.

(*Tiptoe in place while looking at the imaginary bear. Then, wipe your brow with relief.*)

"Now, let's jump into the castle ...

(*Jump forward once.*)

"And celebrate! Yay, we made it!

(*Clap and celebrate.*)

"Friends, our awesome God has a really big kingdom, and God wants every one of us to be part of His kingdom."

What You Say:

AMAZING MUSIC

WORSHIP LEADER: "Now, let's worship our big, strong God because He is super wonderful. Sing with me!

5 min

Memory Verse

What You Need

No supplies needed

SONG: "Super Wonderful" Preschool Video is available from Amazing Music.

"Great singing, friends! God gave us Jesus, and those are words that Jesus said. Jesus was saying that He wanted whatever God wants. Jesus always wants to go God's way, and when we follow Jesus, that's where He's going to lead us. Let's sing!

SONG: "Roll with You" Preschool Video is available from Amazing Music.

"Thanks for worshipping with me!"

(Worship Leader exits.)

Now let's learn some of God's words from the Bible. *(Open hands like a book.)* Are you ready? Watch me say the words from the Bible and do the motions, and then you can do them with me!

(Note: You can find examples of hand motions in the "Memory Verse Hand Motions" PDF and video, and on Pinterest.)

"Your kingdom come *(point up)* your will be done, *(hold hands out, palms up)* on earth *(point down)* as it is in heaven" *(point up)* Matthew 6:10 NIV. *(Open hands like a book.)*

"Can you do that with me?"

(Lead children to say the Memory Verse with Hand Motions once or twice.)

"Great job, friends!"

Preschool

First Look

June - Week 1

15 min

Bible Story Section (Rug)

5 min

Wonder Bible Story (Video)

What You Need

No supplies needed

Communicating God's truth in engaging ways


WONDER! LOOK AT GOD'S STORY: First Look offers weekly videos to engage preschoolers with the Bible Story. Join our Bible storytellers, Treehouse friends, and, of course, Ollie the Owl to discover the wonder in God's story. Available in your media files and APlay.

5 min

Bible Story

What You Need

 Bible

 Optional: Cardstock

What You Say:

BIBLE STORY

LEADER: "Hello, friends! I'm [your name], and I can't wait to tell you a true story from the Bible.

"Do you have a favorite story? (*Listen.*) There are so many stories! There are stories about animals and stories about people who explore space.

"Did you know that Jesus told stories too? We can read them in the Bible. But the stories Jesus told weren't about bears or dinosaurs or outer space. Jesus told stories about God's kingdom. Jesus wanted people to know that God loves them and that God wants good things for them.

"So it's time to turn around (*spin around*) ... sit down (*sit down*) ... shake the wiggles out (*wiggle hands*) ... so we can hear (*cup hands behind ears*) what the story's all about!

SLIDE: Story Image W1 01 (Jesus teaching)

"Today's true story from the Bible is found in the book of Matthew, and it begins with Jesus.

(Open the Bible for children to see, then set it down.)

"Jesus told a story about a mustard seed.

"What do we do with seeds? (*Listen.*) Yes, we plant them!

"Let's pretend to plant seeds. First, we need to dig a hole. Can you pretend to dig like this?

(*Pretend to dig in dirt with your hands.*)

"Next, we plant the seeds in the hole and cover them with dirt. Do that with me.

(*Pretend to put a seed in the hole and scoop dirt over the seed.*)

"Now what does the seed need to grow? (*Listen.*) Water! Can you pretend to pour water on your seed?

(*Pretend to pour water on the seed.*)

"Then God sends the sunshine.

(*Hold arms in a circle above your head.*)

"And the seed grows into a tiny green plant that pushes up through the dirt.

(Make a fist to represent a seed. Put your opposite hand in front of the seed to represent the dirt covering it. Then push the "seed" hand above your opposite hand and open your fingers to represent the sprout growing.)

SLIDE: Story Image W1 02 (Man planting mustard seed)

"Well, the seed that Jesus told a story about was a mustard seed. A mustard seed is *(hold your fingers close together)* very tiny, but it grows into a *(holds your arms out wide)* very large tree!

"Jesus said: 'The kingdom of heaven is like a mustard seed that someone plants in the ground.

SLIDE: Story Image W1 03 (Man standing next to a tree)

"Even though it is such a small seed, it grows bigger than all the plants in the garden—it becomes a tree!

SLIDE: Story Image W1 04 (Birds in tree)

"It becomes such a big tree that birds come and make nests in its branches.

"Can you pretend to be birds and fly around the room?

(Encourage children to flap their arms like wings and fly away from you.)

"Hmm, what sounds do birds make? *(Listen.)* Yes, birds chirp and tweet. Now tell me, where do birds build their nests? *(Listen.)* In trees!

(Stand tall and raise your arms like tree branches.)

"Okay, little birds! I'm a big, tall tree. Fly to me!

(Encourage children to fly to you.)

"Now, make yourself really small, like this.

(Crouch down low.)

"God's kingdom may start small—like a seed—but it grows ...

(Pop up a bit.)

"And grows ...

(Pop up some more.)

"And grows!

5 min

Prayer

What You Need

No supplies needed

(Jump with your arms and legs out wide.)

"Great job, friends! Let's sit down.

"God is growing a kingdom that will have a place for all of His people, just like a tree has a place for all the birds. And God loves us so much that He wants all of us to be a part of His kingdom. Every single person! That's a really big kingdom!

"But God's kingdom isn't a place we have to travel to. We don't have to walk there; it isn't so far away that we have to *(pretend to turn a steering wheel)* drive a car or *(hold arms out like plane wings)* fly a plane to get there. God's kingdom is where God's people are. That means God's kingdom is right where you are ... and it's all around the world!

SLIDE: Repeat Story Image W1 01 (Jesus teaching)

"God loves us so much, He sent us His Son, Jesus. And when we follow Jesus, we become a part of God's kingdom! God's kingdom gets bigger when more people choose to follow Jesus. And God's kingdom gets bigger when we do the things Jesus, our King, would do!

(Hold hands parallel and close together.)

"When we're kind like Jesus, God's kingdom *(move hands further apart)* grows. When we're helpful like Jesus, God's kingdom *(throw arms out wide)* grows some more. Jesus teaches us everything we need to know so you and **[Bottom Line] I can be a part of God's kingdom. Who can be a part of God's kingdom?"**

CHILDREN and LEADER: [Bottom Line] "I can be a part of God's kingdom."

LEADER: "Yes, [Bottom Line] I can be a part of God's kingdom."

(Pick up and close Bible.)

What You Say:

PRAYER

LEADER: "Our story time is over, but we're not through. Let's talk to God because God loves you!

"Dear God, thank You for loving us so much that You want us to be a part of Your kingdom. Thank You for Jesus and the stories He told to help us learn about You. We pray in Jesus' name. Amen."

GETTING READY

Getting Ready | 3-5's Rug Large Group

Here's everything you need to know to get ready for this week.

Gather children for a Large Group time that includes interactive Worship and the Bible Story. The Rug Script is written for those who pull their children to a rug (or area) to one side of their preschool space to tell the Bible Story. If you gather your preschoolers together from multiple rooms and have a larger space on which to present the Bible Story, you may benefit from using the Stage Script.

APlay

APlay is your all-in-one presentation, preparation, and curriculum ecosystem that saves you time and money. APlay is free with your curriculum subscription! APlay offers powerful tools that build media playlists, compile curriculum documents, auto-update supply lists by child count, cast media to screens, and so much more.

Built to work in harmony with your curriculum, APlay Service Builder allows leaders to drop in, toggle on and off, or customize teaching plans, worship elements, and media assets in seconds. For even more value, upgrade to Amazing+ to unlock the parent app, Parent+.

WORSHIP: Inviting people to respond to God (10 minutes)

A leader and live instruments are recommended to sing along with the music tracks. Encourage children to be active during worship by incorporating the appropriate hand motions.

STORY: Communicating God's truth in engaging ways (10 minutes)

Choose an engaging adult to tell the Bible Story. This person should be able to command the attention of preschoolers and control the group through animated storytelling. These scripts are written to be "told" and not "read." Advance preparation is necessary.

1. Worship

What You Need:

- Worship Leader(s)

Music and Sound Effects:

- "Super Wonderful"—available on APlay with Amazing Music
- "Roll With You"—available on APlay with Amazing Music

What You Do:

- Prepare all songs and have them ready to use.
- Check out the Ministry Leader Guide for more information.

2. Bible Story

What You Need:

- Bible
- *Optional: Cardstock*

Large Group Visuals:

- Story Image W1 01

- Story Image W1 02
- Story Image W1 03
- Story Image W1 04
- Story Image W1 01 (*This image is used twice.*)

What You Do:

- Download the Large Group Visuals to display on a device or screen or copy on cardstock.

Supplemental Resources

WONDER! LOOK AT GOD'S STORY: First Look offers weekly videos to engage preschoolers with the Bible Story. Join our Bible storytellers, Treehouse friends, and, of course, Ollie the Owl to discover the wonder in God's story. Available in your media files and APlay.

First Look Pinterest Page

Visit our Pinterest page to see craft samples and suggested supplies.
bit.ly/FL_KingdomQuest_June

Supplies

Bible Story	Quantity
1. Bible	1
2. Optional: Cardstock	1

WEEK

TWO

3-5's | W2

Today's Suggested Schedule—June 2026, Week 2

Bible Story: The Story of the Lost Coin • Luke 15:1-3, 8-10
Jesus made a way for you to be part of God's Kingdom.

Key Question: Who can be a part of God's kingdom?

Bottom Line: I can be a part of God's kingdom.

Memory Verse: "Your kingdom come, your will be done, on earth as it is in heaven." • Matthew 6:10 NIV

Loud sounds, bright lights, and large groups can be overwhelming or overstimulating for some children. To create a more inclusive large group experience, consider offering adaptive tools like noise-canceling headphones, sunglasses, sensory-friendly items, or access to modified spaces.

Prelude: Setting the tone for the experience

See the **Getting Ready** pages at the end of this document for a detailed description of what you'll need for today.

Small Group (15 minutes)

Social: Providing time for fun interaction

Sweep for the Coin

Find the Special Treasure

Build a Kingdom

Large Group (20 minutes)

Worship: Inviting people to respond to God

Story: Communicating God's truth in engaging ways

Worship

Bible Story

Prayer

Small Group (25 minutes)

Groups: Creating a safe place to connect

Found Coin Verse

Ten Silver Coins

Magnetic Coin Find

The Great Coin Hunt

Lift and Look for the Coin

Journal and Prayer

Home: Prompting action beyond the experience

Memory Verse Card

Parent Cue Card (print or email)

Parent Cue App

***Allergy Alert**



Bible Story

The Story of the Lost Coin • Luke 15:1-3, 8-10
Jesus made a way for you to be part of God's Kingdom.

Key Question

Who can be a part of God's kingdom?

Bottom Line

I can be a part of God's kingdom.

Memory Verse

"Your kingdom come, your will be done, on earth as it is in heaven." • Matthew 6:10 NIV

15 min

Worship

5 min

Worship Opener

What You Need

No supplies needed

5 min

Amazing Music

What You Need

No supplies needed

What You Say:

WORSHIP

(Worship Leader enters.)

WORSHIP LEADER: "Hi, friends! My name is [your name]. I am SO happy to see you today! Today, we are learning how you and I can be a part of God's kingdom.

"Jesus loves you so much, and He wants you to be part of God's kingdom, because Jesus wants to be your friend forever!

"When I say, (*chanting*) 'Who wants to be your friend forever? I want you to say, (*chanting*) 'Jesus! Jesus!' Ready? (*Chanting.*) Who wants to be your friend forever?"

CHILDREN and WORSHIP LEADER: (*Chanting.*) "Jesus! Jesus!"

WORSHIP LEADER: "Again! (*Chanting.*) Who wants to be your friend forever?"

CHILDREN and WORSHIP LEADER: (*Chanting.*) "Jesus! Jesus!"

WORSHIP LEADER: "Now whisper! (*Chanting in a whisper.*) Who wants to be your friend forever?"

CHILDREN and WORSHIP LEADER: (*Chanting.*) "Jesus! Jesus!"

WORSHIP LEADER: "That's right! [**Basic Truth**] **Jesus wants to be my friend forever** and your friend forever, and He has made a way for us to be a part of God's kingdom."

What You Say:

AMAZING MUSIC

WORSHIP LEADER: "Now, let's sing and worship, because we can follow Jesus and be a part of God's kingdom forever. Sing with me!

SONG: "Roll with You" Preschool Video is available from Amazing Music.

5 min

Memory Verse

What You Need

No supplies needed

"Great singing, friends! Jesus said those words because He wanted what God wants. Jesus always wants to go God's way, and when we follow Jesus, that's where He's going to lead us to our wonderful God. Let's sing!

SONG: "Super Wonderful" Preschool Video is available from Amazing Music.

"Thanks for worshipping with me!"

Now let's learn some of God's words from the Bible. (*Open hands like a book.*) Are you ready? Watch me say the words from the Bible and do the motions, and then you can do them with me!

(*Note: You can find examples of hand motions in the "Memory Verse Hand Motions" PDF and video, and on Pinterest.*)

"Your kingdom come, (*point up*) your will be done, (*hold hands out, palms up*) on earth (*point down*) as it is in heaven." (*Point up.*) Matthew 6:10 (*open hands like a book*).

"Can you do that with me?"

(*Lead children to say the Memory Verse with Hand Motions once or twice.*)

"Great job, friends! J

Preschool

First Look

June - Week 2

15 min

Bible Story Section (Rug)

5 min

Wonder Bible Story (Video)

What You Need

No supplies needed

WONDER! LOOK AT GOD'S STORY: First Look offers weekly videos to engage preschoolers with the Bible Story. Join our Bible storytellers, Treehouse friends, and, of course, Ollie the Owl to discover the wonder in God's story. Available in your media files and APlay.

5 min

Bible Story

What You Need

👤 Bible

👤 Optional: Cardstock

What You Say:

BIBLE STORY

LEADER: "Hello, friends! I'm [your name], and I can't wait to tell you a true story from the Bible.

(Open the Bible for children to see, then set it down.)

"So it's time to turn around (*spin around*) ... sit down (*sit down*) ... shake the wiggles out (*wiggle hands*) ... so we can hear (*cup hands behind ears*) what the story's all about!

"Today's true story from the Bible is found in the book of Luke, and it begins with Jesus.

SLIDE: Story Image W2 01 (Important teachers watching Jesus)

"Jesus loved teaching people about God. It didn't matter who the people were, where they lived, or what job they did. Jesus wanted everyone to know that God loved them.

"One day, there were some important teachers who thought they knew everything about God. They thought they did what God wanted, but they did not love Jesus. So, they didn't understand why Jesus spent so much time with people who did wrong things.

"And on this day, a lot of people who did wrong things were coming to see Jesus, but Jesus didn't get (*put hands on hips and make a slightly mad face*) mad at them.

(*Wave hands like you are 'shooing' someone away.*)

"He didn't tell them to go away. Jesus knew that God (*cross arms over chest*) loves everyone—no matter what!

SLIDE: Story Image W2 02 (Jesus eats with people)

"So, Jesus sat down with the people. He ate a meal with them, and He talked with them about God.

"Can you pretend to eat some food?

(*Pretend to eat food.*)

"Now turn to your neighbor and say: 'Jesus loves you!'"

CHILDREN and LEADER: "Jesus loves you!"

LEADER: "But the important teachers did not like that! They grumbled and complained about who Jesus spent time with. So, Jesus told them a story about a woman.

SLIDE: Story Image W2 03 (Woman with nine coins)

"The woman had (*hold up ten fingers*) 10 silver coins, but one day, she lost (*hold up one finger*) one coin.

"What would you do if you lost something important to you, like your favorite toy? Would you just forget about it, or would you go looking for it? (*Listen.*) What if you looked under your bed, but it wasn't there? What would you do then? If what you lost was really, really important to you, then you would keep looking for it. You would look everywhere, right?

"That's what this woman did when she lost a coin!

SLIDE: Story Image W2 04 (Woman sweeping)

"Coins are very small, and that makes them very hard to find. But the woman didn't give up. She lit a lamp so she could see better. She used a broom to sweep and clean the whole house.

"Let's pretend to sweep the room and look for the lost coin. Everybody, stand up and sweep like this.

(Pretend to use a broom. Then look around for a coin. Encourage children to join you.)

"Oh, I like how you are sweeping. And you are looking so hard for the lost coin! Let's sit back down and find out what happened next in Jesus' story.

(Sit back down with the children.)

"The woman looked and looked for her lost coin until finally ... she found it! The woman never gave up, and she found her lost coin! Yay!

SLIDE: Story Image W2 05 (Woman celebrating with friends)

"The woman was so happy that she called her friends and neighbors together. She said: 'Be happy with me. I have found my lost coin!'

"I'm going to pretend to be the woman who lost the coin, and I want you to be her friends and neighbors so we can all celebrate together. Ready?

(Take a few steps away from the children.)

(Really animated.) "Friends, I found my lost coin! Come celebrate with me. Everybody, say: 'Hooray!'"

CHILDREN and LEADER: "Hooray!"

5 min

Prayer

What You Need

No supplies needed

LEADER: “Oh, I like how you celebrated with me. That’s what happened to the woman in Jesus’ story. She celebrated with her friends because she found her lost coin.

“Jesus knew there were a lot of people listening to Him tell this story. He told them that if just one person stopped doing wrong things and started doing what God wanted, then God would be so happy! And all of heaven would be happy too.

“We are so precious to God—like the coin was precious to the woman in the story. God knows we won’t always do what He wants, but He never gives up on us. God loves us so much that God gave us His Son, Jesus! And Jesus shows us how to be God’s friend forever and do what God wants.

“God wants everyone to follow Jesus, and when just one person decides to follow Jesus, God is so happy! And when we choose to follow Jesus, you and **[Bottom Line] I can be a part of God’s kingdom. Who can be a part of God’s kingdom?”**

CHILDREN and LEADER: **[Bottom Line] “I can be a part of God’s kingdom.”**

LEADER: “Yes, **[Bottom Line] I can be a part of God’s kingdom.”**

(Pick up and close Bible.)

What You Say:

PRAYER

LEADER: “Our story time is over, but we’re not through. Let’s talk to God because God loves you!

“Dear God, thank You so much for loving us and wanting us to be a part of Your kingdom. Thank You for never giving up on us. Help us to follow Jesus every day. We pray in Jesus’ name. Amen.”

Getting Ready | 3-5's Rug Large Group

GETTING READY

Here's everything you need to know to get ready for this week.

Gather children for a Large Group time that includes interactive Worship and the Bible Story. The Rug Script is written for those who pull their children to a rug (or area) to one side of their preschool space to tell the Bible Story. If you gather your preschoolers together from multiple rooms and have a larger space on which to present the Bible Story, you may benefit from using the Stage Script.

APlay

APlay is your all-in-one presentation, preparation, and curriculum ecosystem that saves you time and money. APlay is free with your curriculum subscription! APlay offers powerful tools that build media playlists, compile curriculum documents, auto-update supply lists by child count, cast media to screens, and so much more.

Built to work in harmony with your curriculum, APlay Service Builder allows leaders to drop in, toggle on and off, or customize teaching plans, worship elements, and media assets in seconds. For even more value, upgrade to Amazing+ to unlock the parent app, Parent+.

WORSHIP: Inviting people to respond to God (10 minutes)

A leader and live instruments are recommended to sing along with the music tracks. Encourage children to be active during worship by incorporating the appropriate hand motions.

STORY: Communicating God's truth in engaging ways (10 minutes)

Choose an engaging adult to tell the Bible Story. This person should be able to command the attention of preschoolers and control the group through animated storytelling. These scripts are written to be "told" and not "read." Advance preparation is necessary.

1. Worship

What You Need:

- Worship Leader(s)

Music and Sound Effects:

- "Roll With You"—available on APlay with Amazing Music
- "Super Wonderful"—available on APlay with Amazing Music

What You Do:

- Prepare all songs and have them ready to use.
- Check out the Ministry Leader Guide for more information.

2. Bible Story

What You Need:

- Bible
- *Optional: Cardstock*

Large Group Visuals:

- Story Image W2 01
- Story Image W2 02
- Story Image W2 03
- Story Image W2 04
- Story Image W2 05

What You Do:

- Download the Large Group Visuals to display on a device or screen or copy on cardstock.

Supplemental Resources

WONDER! LOOK AT GOD'S STORY: First Look offers weekly videos to engage preschoolers with the Bible Story. Join our Bible storytellers, Treehouse friends, and, of course, Ollie the Owl to discover the wonder in God's story. Available in your media files and APlay.

First Look Pinterest Page

Visit our Pinterest page to see craft samples and suggested supplies.
bit.ly/FL_KingdomQuest_June

Supplies

Bible Story	Quantity
1. Bible	1
2. Optional: Cardstock	1

WEEK

THREE

3-5's | W3

Today's Suggested Schedule—June 2026, Week 3

Bible Story: The Story of the Prodigal Son • Luke 15:11-32

God wants everyone to be part of His kingdom.

Key Question: Who can be a part of God's kingdom?

Bottom Line: I can be a part of God's kingdom.

Memory Verse: "Your kingdom come, your will be done, on earth as it is in heaven." • Matthew 6:10 NIV

Loud sounds, bright lights, and large groups can be overwhelming or overstimulating for some children. To create a more inclusive large group experience, consider offering adaptive tools like noise-canceling headphones, sunglasses, sensory-friendly items, or access to modified spaces.

Prelude: Setting the tone for the experience

See the **Getting Ready** pages at the end of this document for a detailed description of what you'll need for today.

Small Group (15 minutes)

Social: Providing time for fun interaction

How Far Can You Jump?

Pack and Travel

Play Store

Large Group (20 minutes)

Worship: Inviting people to respond to God

Story: Communicating God's truth in engaging ways

Worship

Bible Story

Prayer

Small Group (25 minutes)

Groups: Creating a safe place to connect

Treasure Chest Verse

Party Time

Pass the Ring

Celebration Parade

Paper Ring

Journal and Prayer

Home: Prompting action beyond the experience

Memory Verse Card

Parent Cue Card (print or email)

Parent Cue App

***Allergy Alert**



Bible Story

The Story of the Prodigal Son • Luke 15:11-32
God wants everyone to be part of His kingdom.

Key Question

Who can be a part of God's kingdom?

Bottom Line

I can be a part of God's kingdom.

Memory Verse

"Your kingdom come, your will be done, on earth as it is in heaven." • Matthew 6:10 NIV

15 min

Worship

5 min

Worship Opener

What You Need

No supplies needed

What You Say:

WORSHIP

(Worship Leader enters.)

WORSHIP LEADER: "Hi, friends! My name is [your name]. I am SO happy to see you today!

"I need five friends to come help me.

(Bring five preschoolers to stand with you. Note: If your group is very small, consider bringing up fewer preschoolers since the point of this exercise is that God wants everyone to be a part of His kingdom, not just a small group of people.)

"Okay, friends, I need you to line up next to each other because we are going to count you.

(Help the five preschoolers line up side by side.)

"Alright, everybody, count with me."

(Tap each child on the shoulder or head as you count them.)

CHILDREN AND WORSHIP LEADER: "One ... two ... three ... four ... five!"

LEADER: "Great counting! Are there five more friends who want to come up here with me?"

(Bring five more preschoolers to stand with you, and help them line up beside the original five preschoolers.)

"Okay, let's count from the beginning."

(Start counting from the first preschooler and tap each child on the shoulder or head as you count them.)

CHILDREN AND WORSHIP LEADER: "One ... two ... three ... four ... five ... six ... seven ... eight ... nine ... ten!"

WORSHIP LEADER: "Friends, God loves everyone—not just 5 or 10 people! And God wants everyone to be a part of His kingdom."

5 min

Amazing Music

What You Need

No supplies needed

5 min

Memory Verse

What You Need

No supplies needed

What You Say:

AMAZING MUSIC

WORSHIP LEADER: "Now, let's worship our big, strong God because He is super wonderful. Sing with me!"

SONG: "Super Wonderful" Preschool Video is available from Amazing Music.

"Great singing, friends! God gave us Jesus, and those are words that Jesus said. Jesus was saying that He wanted whatever God wants. Jesus always wants to go God's way, and when we follow Jesus, that's where He's going to lead us. Let's sing!"

SONG: "Roll with You" Preschool Video is available from Amazing Music.

"Thanks for worshipping with me!"

(Worship Leader exits.)

Now let's learn some of God's words from the Bible. *(Open hands like a book.)* Are you ready? Watch me say the words from the Bible and do the motions, and then you can do them with me!

(Note: You can find examples of hand motions in the "Memory Verse Hand Motions" PDF and video, and on Pinterest.)

"Your kingdom come *(point up)* your will be done, *(hold hands out, palms up)* on earth *(point down)* as it is in heaven" *(point up)* Matthew 6:10 NIV. *(Open hands like a book.)*

"Can you do that with me?"

(Lead children to say the Memory Verse with Hand Motions once or twice.)

"Great job, friends!"

Preschool

First Look

June - Week 3

15 min

Bible Story Section (Rug)

5 min

Wonder Bible Story (Video)

What You Need

No supplies needed


WONDER! LOOK AT GOD'S STORY: First Look offers weekly videos to engage preschoolers with the Bible Story. Join our Bible storytellers, Treehouse friends, and, of course, Ollie the Owl to discover the wonder in God's story. Available in your media files and APlay.

5 min

Bible Story

What You Need

 Bible

 Optional: Cardstock

1

1

What You Do:

- Download the Large Group Visuals to display on a device or screen or copy on cardstock.

What You Say:

BIBLE STORY

LEADER: "Hello, friends! I'm [your name], and I can't wait to tell you a true story from the Bible.

(Open the Bible for children to see, then set it down.)

"So it's time to turn around (*spin around*) ... sit down (*sit down*) ... shake the wiggles out (*wiggle hands*) ... so we can hear (*cup hands behind ears*) what the story's all about!

"Today's true story from the Bible is found in the book of Luke, and it begins with God's Son, Jesus!

"Can you make the sign for 'love?'

(*Make the ASL sign for "love" by crossing your arms over your chest.*)

"God gave us Jesus to show us how much He loves us and who God is. But there were some important teachers who did not like Jesus. They saw Jesus spending time with people who had done wrong things, and they didn't think He should be doing that. But Jesus wanted EVERYONE to know that God loves them! So Jesus told them story.

SLIDE: Story Image W3 01 (Father and two sons)

"There was a father who had (*hold up two fingers*) two sons. The father was saving a lot of money to give to his sons when they were much older. But the younger son wanted the money right now! He didn't want to wait until he was older, so one day he asked his father for the money. The father (*cross arms over chest*) loved his son, (*sadly*) so he (*hold out your hands like you are giving something*) gave him the money.

SLIDE: Story Image W3 02 (Son with bag of money)

"The younger son packed up everything that he had, and he went on a big trip. He travelled far away from home. He used his money to buy whatever he wanted—fancy clothes, fancy food—until one day, the money was all gone!

"Everybody, say: 'Oh, no!'"

CHILDREN and LEADER: "Oh, no!"

SLIDE: Story Image W3 03 (Son with pig)

LEADER: "So, the younger son went to work feeding pigs, and he was so hungry that he wanted to eat the food that the pigs were eating!

"Would you want to eat the food a pig is eating? (*Listen.*) No! But the younger son did, because he was that hungry!

"The younger son thought about his father and all the people who worked for him. His father made sure that they all had plenty to eat! So, the younger son decided to go home. He knew that he had done something wrong, and he wanted to tell his father he was sorry.

"Let's stand up and walk in place, like we are the son walking home.

(Walk in place.)

"The father saw the younger son coming home, and he was SO happy to see him that he RAN to his son!

"Oh, let's run like the father!

(Run in place.)

"Good running! Let's have a seat and find out what happens next in the story Jesus told.

SLIDE: Story Image W3 04 (Father hugs son)

"The father hugged and kissed his younger son.

"Can you give yourself a hug?

(Hug yourself.)

"The father really loved the son, and the younger son told his father he was sorry for leaving. The father said:

"Quick! Bring the best robe and put it on him. Put a ring on his finger and sandals on his feet" (Luke 15:22 NIV).

"The father was so happy that his younger son was home that he threw a big party to celebrate!

"Can you make the biggest happy face ever?

(Make a really big happy face.)

"But when the older son found out what was going on, he wasn't happy. He was really angry!

"His brother had done wrong things, and the older son didn't think they should be celebrating him.

5 min

Prayer

What You Need

No supplies needed

SLIDE: Story Image W3 05 (Father hugs both sons)

"But the father loved both his sons—no matter what! So, he celebrated that his younger son had come home.

"Jesus knows that God loves us just like that father loved his sons. God loves us—no matter what! And He wants us to share that love with others because God wants everyone to be a part of His kingdom. **[Bottom Line] I can be a part of God's kingdom. Who can be a part of God's kingdom?"**

CHILDREN and LEADER: [Bottom Line] "I can be a part of God's kingdom."

LEADER: "Yes, [Bottom Line] I can be a part of God's kingdom."

(Pick up and close Bible.)

What You Say:

PRAYER

LEADER: "Our story time is over, but we're not through. Let's talk to God because God loves you!

"Dear God, thank You so much for loving us. You love everyone, not just a few people. Help us to love people the way You love them, so we can all be a part of Your kingdom. We pray in Jesus' name. Amen."

Getting Ready | 3-5's Rug Large Group

GETTING READY

Here's everything you need to know to get ready for this week.

Gather children for a Large Group time that includes interactive Worship and the Bible Story. The Rug Script is written for those who pull their children to a rug (or area) to one side of their preschool space to tell the Bible Story. If you gather your preschoolers together from multiple rooms and have a larger space on which to present the Bible Story, you may benefit from using the Stage Script.

APlay

APlay is your all-in-one presentation, preparation, and curriculum ecosystem that saves you time and money. APlay is free with your curriculum subscription! APlay offers powerful tools that build media playlists, compile curriculum documents, auto-update supply lists by child count, cast media to screens, and so much more.

Built to work in harmony with your curriculum, APlay Service Builder allows leaders to drop in, toggle on and off, or customize teaching plans, worship elements, and media assets in seconds. For even more value, upgrade to Amazing+ to unlock the parent app, Parent+.

WORSHIP: Inviting people to respond to God (10 minutes)

A leader and live instruments are recommended to sing along with the music tracks. Encourage children to be active during worship by incorporating the appropriate hand motions.

STORY: Communicating God's truth in engaging ways (10 minutes)

Choose an engaging adult to tell the Bible Story. This person should be able to command the attention of preschoolers and control the group through animated storytelling. These scripts are written to be "told" and not "read." Advance preparation is necessary.

1. Worship

What You Need:

- Worship Leader(s)

Music and Sound Effects:

- "Super Wonderful"—available on APlay with Amazing Music
- "Roll With You"—available on APlay with Amazing Music

What You Do:

- Prepare all songs and have them ready to use.
- Check out the Ministry Leader Guide for more information.

2. Bible Story

What You Need:

- Bible
- *Optional: Cardstock*

Large Group Visuals:

- Story Image W3 01
- Story Image W3 02
- Story Image W3 03
- Story Image W3 04
- Story Image W3 05

What You Do:

- Download the Large Group Visuals to display on a device or screen or copy on cardstock.

Supplemental Resources

WONDER! LOOK AT GOD'S STORY: First Look offers weekly videos to engage preschoolers with the Bible Story. Join our Bible storytellers, Treehouse friends, and, of course, Ollie the Owl to discover the wonder in God's story. Available in your media files and APlay.

First Look Pinterest Page

Visit our Pinterest page to see craft samples and suggested supplies.
bit.ly/FL_KingdomQuest_June

Supplies

Bible Story	Quantity
1. Bible	1
2. Optional: Cardstock	1

WEEK

FOUR

3-5's | W4

Today's Suggested Schedule—June 2026, Week 4

Today's Bible Story: The Stories of the Hidden Treasure and Pearl • Matthew 13:44-46

Loving God and His Kingdom is most important.

Key Question: Who can be part of God's kingdom?

Bottom Line: I can be part of God's kingdom.

Memory Verse: "Your kingdom come, your will be done, on earth as it is in heaven." •

Matthew 6:10 NIV

Note: This leader guide is designed to be inclusive of children with a special need, learning difference, or disability who attend a group with their peers. See highlighted sections below for additional EveryChild tips. Check out the additional Special Needs resources included.

Prelude: Setting the tone for the experience

See the **Getting Ready** pages at the end of this document for a detailed description of what you'll need for today.

In the **Prelude** folder of your curriculum, you'll find a variety of other resources to help you prepare.

Small Group (15 minutes)

Social: Providing time for fun interaction

Find the Hidden Treasure

Jewel Roll

Treasure Telescopes

Large Group (20 minutes)

Worship: Inviting people to respond to God

Story: Communicating God's truth in engaging ways

Worship

Bible Story

Prayer

Small Group (25 minutes)

Groups: Creating a safe place to connect

Pass the Treasure

Hidden Treasure Field

Treasure Match

Pearl Relay

Oyster with a Pearl

Journal and Prayer

Home: Prompting action beyond the experience

Going Home

Memory Verse Card

Parent Cue Card (print or email)

Parent Cue App



Bible Story

The Stories of the Hidden Treasure and Pearl • Matthew 13:44-46

Loving God and His Kingdom is most important.

Key Question

Who can be part of God's kingdom?

Bottom Line

I can be part of God's kingdom.

Memory Verse

"Your kingdom come, your will be done, on earth as it is in heaven." • Matthew 6:10 NIV

***Allergy Alert**

15 min

Worship

5 min

Worship Opener

What You Need

No supplies needed

What You Say:

WORSHIP

(Worship Leader enters.)

WORSHIP LEADER: "Hi, friends! My name is [your name]. I am SO happy to see you today!

"Can you make yourself really big?

(Make yourself 'big' by stretching your arms out wide or standing tall with arms raised high overhead.)

"Oh, even bigger than that! Make yourselves REALLY big!

(Make yourself even bigger by stretching your arms and legs out wide or standing on tiptoes with arms raised over your head.)

"Wow! You are really big! Now, can you make yourselves small? Can you curl yourselves into a little ball?

(Crouch down low with your arms wrapped tightly around you.)

"Make yourselves as small as you can. Wow! Look at how small you are. Okay, when I say the word 'big,' I want you to pop up and make yourself really, really big. Ready? One ... two ... three ... BIG!

(Make yourself really big.)

"Now when I say the word 'small,' I want you to make yourself super tiny. Okay? One ... two ... three ... SMALL!

(Make yourself really small.)

"One ... two ... three ... BIG!

(Make yourself really big.)

"One ... two ... three ... SMALL!

(Make yourself really small.)

"Tell me, friends: Is our God *(make yourself big)* big or *(start shrinking down)* small? *(Listen.)* Our God is big! He made the whole world and everything we see! Our God is big and strong!"

5 min

OPTION 1 (Amazing Music)**What You Need**

No supplies needed

5 min

Memory Verse**What You Need**

No supplies needed

What You Say:**AMAZING MUSIC**

WORSHIP LEADER: "Now, let's worship our big, strong God because He is super wonderful. Sing with me!"

SONG: "Super Wonderful" Preschool Video is available from Amazing Music.

"Great singing, friends! God gave us Jesus, and those are words that Jesus said. Jesus was saying that He wanted whatever God wants. Jesus always wants to go God's way, and when we follow Jesus, that's where He's going to lead us. Let's sing!"

SONG: "Roll with You" Preschool Video is available from Amazing Music.

"Thanks for worshipping with me!"

(Worship Leader exits.)

Now let's learn some of God's words from the Bible. *(Open hands like a book.)* Are you ready? Watch me say the words from the Bible and do the motions, and then you can do them with me!

(Note: You can find examples of hand motions in the "Memory Verse Hand Motions" PDF and video, and on Pinterest.)

"Your kingdom come *(point up)* your will be done, *(hold hands out, palms up)* on earth *(point down)* as it is in heaven" *(point up)* Matthew 6:10 NIV. *(Open hands like a book.)*

"Can you do that with me?"

(Lead children to say the Memory Verse with Hand Motions once or twice.)

"Great job, friends!"

Preschool

First Look

June - Week 4

15 min

Bible Story Section (Rug)

5 min

Wonder Bible Story (Video)

What You Need


No supplies needed


WONDER! LOOK AT GOD'S STORY: First Look offers weekly videos to engage preschoolers with the Bible Story. Join our Bible storytellers, Treehouse friends, and, of course, Ollie the Owl to discover the wonder in God's story. Available in your media files and APlay.

5 min

Bible Story

What You Need

 Bible

 Optional: Cardstock

1

1

What You Do:

- Download the Large Group Visuals to display on a device or screen or copy on cardstock.

What You Say:

BIBLE STORY

LEADER: "Hello, friends! I'm [your name], and I can't wait to tell you a true story from the Bible.

(Open the Bible for children to see, then set it down.)

"So it's time to turn around (*spin around*) ... sit down (*sit down*) ... shake the wiggles out (*wiggle hands*) ... so we can hear (*cup hands behind ears*) what the story's all about!

"Today's true story from the Bible comes from the book of Matthew, and it begins with Jesus.

SLIDE: Story Image W4 01 (Jesus teaching)

"One day, Jesus was teaching His friends, the disciples, about God's kingdom, and He told a story about someone who found something that was so important that they would do anything to keep it.

SLIDE: Story Image W4 02 (Man finds hidden treasure)

"Jesus told them the kingdom of heaven is like a treasure that was hidden in a field. One day, a man found the treasure, and he was so happy.

"Can you show me how happy you would be if you found a hidden treasure?

(*Act really excited.*)

"Yes! The man wanted the treasure to be his forever! So, he hid the treasure again.

"Okay, friends, let's bury our treasure.

(*Pretend to cover your imaginary treasure.*)

"Good job! The man hid the treasure, so no one else could find it.

"Then he sold everything he had—his favorite book, his favorite chair, even his home! And he bought the whole field just because he wanted the treasure to be his.

SLIDE: Story Image W4 03 (Man finds pearl)

"Then, Jesus told His friends another story. He said the kingdom of heaven is like a person who was looking for pearls. Pearls are tiny stones that are used to make jewelry, but they're very hard to find, because they grow inside an oyster—an animal that lives at the bottom of the ocean!

"The man looked and looked at a lot of pearls, and one day he found a pearl that was more beautiful and more special than every pearl he had ever seen.

"Okay, friends, let's pretend again. I want you to look around for pearls like the man did in the story Jesus told.

(Encourage children to pretend to look for pearls around the room.)

"And then, you find the biggest, most beautiful pearl you have ever seen. Can you show me how surprised and happy you would be?

(Point at your imaginary pearl, and act really surprised and happy.)

"Yes, that's how the man felt! Come sit down with me, and we will find out what happens next.

(Encourage children to sit down in their original spots.)

"The man wanted that pearl more than anything else in the whole world! It was so important to him that he sold everything he had just so he could buy that one beautiful, valuable pearl.

SLIDE: Story Image W4 04 (Jesus points to heaven)

"Jesus told these stories because He wanted His friends to know that God's kingdom was the most important, the most valuable thing there is! Being loved by God and loving Him back is the most important thing we can do.

"But God's kingdom isn't hidden like the treasure or the pearl in the stories Jesus told. It isn't hard to find because Jesus shows us exactly who God is and how to live in God's kingdom. And when we follow Jesus, you and **[Bottom Line] I can be a part of God's kingdom. Who can be a part of God's kingdom?"**

CHILDREN and LEADER: [Bottom Line] "I can be a part of God's kingdom."

LEADER: "Yes, [Bottom Line] I can be a part of God's kingdom."

(Pick up and close Bible.)

What You Say:

5 min

Prayer

What You Need

No supplies needed

PRAYER

LEADER: "Our story time is over, but we're not through. Let's talk to God because God loves you!

"Dear God, thank You for Jesus. He told stories so we could learn about You and Your kingdom. God, we love You, and we want to live in Your kingdom with You forever. We pray in Jesus' name. Amen."

Getting Ready | 3-5's Rug Large Group

GETTING READY

Here's everything you need to know to get ready for this week.

Gather children for a Large Group time that includes interactive Worship and the Bible Story. The Rug Script is written for those who pull their children to a rug (or area) to one side of their preschool space to tell the Bible Story. If you gather your preschoolers together from multiple rooms and have a larger space on which to present the Bible Story, you may benefit from using the Stage Script.

APlay

APlay is your all-in-one presentation, preparation, and curriculum ecosystem that saves you time and money. APlay is free with your curriculum subscription! APlay offers powerful tools that build media playlists, compile curriculum documents, auto-update supply lists by child count, cast media to screens, and so much more.

Built to work in harmony with your curriculum, APlay Service Builder allows leaders to drop in, toggle on and off, or customize teaching plans, worship elements, and media assets in seconds. For even more value, upgrade to Amazing+ to unlock the parent app, Parent+.

WORSHIP: Inviting people to respond to God (10 minutes)

A leader and live instruments are recommended to sing along with the music tracks. Encourage children to be active during worship by incorporating the appropriate hand motions.

STORY: Communicating God's truth in engaging ways (10 minutes)

Choose an engaging adult to tell the Bible Story. This person should be able to command the attention of preschoolers and control the group through animated storytelling. These scripts are written to be "told" and not "read." Advance preparation is necessary.

1. Worship

What You Need:

- Worship Leader(s)

Music and Sound Effects:

- "Super Wonderful"—available on APlay with Amazing Music
- "Roll With You"—available on APlay with Amazing Music

What You Do:

- Prepare all songs and have them ready to use.
- Check out the Ministry Leader Guide for more information.

2. Bible Story

What You Need:

- Bible
- *Optional: Cardstock*

Large Group Visuals:

- Story Image W4 01
- Story Image W4 02
- Story Image W4 03
- Story Image W4 04

What You Do:

- Download the Large Group Visuals to display on a device or screen or copy on cardstock.

Supplemental Resources

WONDER! LOOK AT GOD'S STORY: First Look offers weekly videos to engage preschoolers with the Bible Story. Join our Bible storytellers, Treehouse friends, and, of course, Ollie the Owl to discover the wonder in God's story. Available in your media files and APlay.

First Look Pinterest Page

Visit our Pinterest page to see craft samples and suggested supplies.
bit.ly/FL_KingdomQuest_June

Supplies

Bible Story	Quantity
1. Bible	1
2. Optional: Cardstock	1