

WEEK

ONE

K-3 | W1

Today's Suggested Schedule—June 2026, Week 1

Bible Story: What Is God's Kingdom? The Stories of the Mustard Seed and the Yeast • *Matthew 13:31-34*

Bottom Line: Jesus shows us God's kingdom.

Monthly Memory Verse: "May your kingdom come. May what you want to happen be done on earth as it is done in heaven." • *Matthew 6:10* NIRV

Loud sounds, bright lights, and large groups can be overwhelming or overstimulating for some children. To create a more inclusive large group experience, consider offering adaptive tools like noise-canceling headphones, sunglasses, sensory-friendly items, or access to modified spaces.

Prelude: Setting the Tone for the Experience

See the **Getting Ready** pages at the end of this document for a detailed description of what you'll need for today.

In the **Prelude** folder of your curriculum, you'll find a variety of other resources to help you prepare.

Small Group (15 minutes)

Social: Providing Time for Fun Interaction

Opening Activity

Large Group (35 minutes)

Story: Communicating God's Truth in Engaging Ways

Worship: Inviting People to Respond to God

Opener

Worship

Bible Story

Prayer

Small Group (25 minutes)

Groups: Creating a Safe Place to Connect

Bible Story Review: Mustard Seed Cross (K-1st grade), Amplifying Sound (2nd-3rd grade)

Application Activity: Yeast Inflating Balloon (K-1st grade), Pass the Mustard Seed (2nd-3rd grade)

Memory Verse Activity: Memory Verse Motions (K-1st grade), Build God's Kingdom (2nd-3rd grade)

Prayer Activity: Pray and Dismiss

Home: Prompting Action Beyond the Experience

Parent Cue Card (Print or Email)

Devotionals for Kids

Parent Cue App



Bible Story

What Is God's Kingdom? The Stories of the Mustard Seed and the Yeast • *Matthew 13:31-34*

Bottom Line

Jesus shows us God's kingdom.

Monthly Memory Verse

"May your kingdom come. May what you want to happen be done on earth as it is done in heaven." • *Matthew 6:10* NIRV

10 min

Large Group Opener

5 min

Opener




What You Need

No supplies needed

5 min

Large Group Game | Pass and Play!

What You Need

 Host	1
 Large beach ball	1
 kid volunteers (Ask for new volunteers 10 at the start of each round!)	10

Setting the Tone for the Experience

What You Say:

OPENER

HOST: "Hi, friends! Welcome to [Name of Environment]! I'm so glad you're here today. And guess what? It's finally SUMMER! You know what, before we go any further, I've got some VERY important questions. Raise your hand if this is you.

"Who has already eaten a popsicle this summer?"

(Pause while kids respond.)

"Who's been to the pool?"

(Pause while kids respond.)

"Who stayed up way too late because it's summer and you can?"

(Pause while kids respond.)

"Oh yes, you are MY people!"

"Okay, last one ... who's excited to be here today?"

(Pause while kids respond.)

What You Do:

- Download the slides or optional videos and have them ready to use. If you do not have screen capabilities, you have Orange's permission to enlarge and print the slides on paper.

- Download music and/or sound effects on an authorized basis from a resource such as Apple Music®, Amazon Music®, and/or a sound effect library and have it ready to play. Or, if you choose to stream music, refer to the terms and conditions of your streaming service. Note that you will likely need a commercial license in order to stream music publicly. Also confirm that your church has appropriate licensing to perform music and sound effects in your kids' environments, such as a blanket PERFORMmusic™ license from CCS. *Note: Legally, a song and/or sound effect belongs to the songwriter/composer who created it and the publisher who markets it. Performance rights organizations (PROs) license public performances (live or recorded) of their members' music. PROs in the U.S. are ASCAP, BMI, and SESAC. It is up to you to make sure your church has permission to perform or play a recording of a song and/or sound effect.*
- Place the beach ball in the game area.

What You Say:

"Let's go! This summer, our theme is 'Kingdom Quest,' and the full name of our series is 'Kingdom Quest—Seeking the Greatest Treasure.' We're going to discover some pretty amazing stories Jesus told that help us learn about God's kingdom. I'm so excited!

"To get us all warmed up and ready, we're going to play a game called 'Pass and Play!'

SLIDE: Pass and Play! Title

"I need 10 volunteers who want to help me start our summer fun. Raise your hand if you're in!

(Choose 10 volunteers from the kids who have their hands raised and invite them to the game area. Direct them to stand in a circle.)

"Great! Our players will stand in a circle right here. When the music starts, you'll pass this giant beach ball around your circle. Just keep it moving around the circle!

"But when the music stops ... you have to FREEZE like you're a frozen popsicle! And whoever is holding the beach ball will do something silly that I'll call out.

"It might be something like pretending to jump over a wave ... or building a tiny sandcastle ... or balancing on a surfboard! You never know what's coming next.

"Everybody ready? Let's kick off summer together. Music, please!

AUDIO: Upbeat music

"And beach ball launching in three ... two ... one ... GO!

(Play the game. Host lightly tosses the beach ball to one of the kids in the circle. Kids pass the ball around the circle, and the Host calls out silly actions each time the music stops. An example list of silly actions is below.)

(Jump over a wave.)

(Build a sandcastle.)

(Walk on hot sand.)

(Surf on a big wave.)

(Paddle a canoe.)

(Catch fireflies.)

(Taste lemonade that's too sour.)

(Look for seashells.)

(Shake water out of your ears.)

(Walk on hot pavement and say, "Ow, ow, ow!")

(Walk like a crab.)

(Swat a mosquito.)

(Fan yourself on a hot day.)

(Lick an ice cream cone that's melting too fast.)

(Look for treasure with binoculars.)

(Continue until multiple kids in the circle have had a chance to do one of the silly actions.)

"WOW! You all did an incredible job in our first summer challenge! Let's give our players a big round of applause! You guys can take your seats.

(If time allows, continue with more rounds. Ask for 10 new volunteers at the start of each round.)

"Now, let's check out our Bottom Line for today!

SLIDE: Bottom Line

[Bottom Line] "Jesus shows us God's kingdom. Can you say that with me?

KIDS AND HOST: [Bottom Line] "Jesus shows us God's kingdom."

HOST: "Great job! Thanks for playing our game with me today, friends! Now let's get ready to hear God's Word, the Bible!"

15 min

Amazing Music

5 min

Roll with You | Worship Song

What You Need

No supplies needed

5 min

My Everything | Worship Song

What You Need

No supplies needed

Note: We've suggested worship songs below from Amazing Music. We've created these worship resources to be developmentally appropriate for elementary and preteen kids by incorporating simple, direct language, fun dance movements, and upbeat, current arrangements.

We've chosen specific songs that amplify our teaching content for this month. We recommend that you use these songs as scripted below or combined with other popular worship songs that your kids know and love. Amazing Music is available on APlay with Amazing+, or as an Add-On.

What You Say:

AMAZING MUSIC

WORSHIP LEADER: "Hi, everyone! It is SO good to see you! We're starting summer together, and I can't think of a better way to kick it off than by singing to God. When we worship, we get to tell God, 'I love You, and I want to follow You!' And today, we have two super fun songs to help us do that.

"Now, before we start, let me see: Who has some summer energy? Can you shake your hands up high? Can you wiggle your toes like they're in hot sand? Can you jump up and down like you're splashing in the pool?"

"Yes! You're ready!"

"Let's start with a song that reminds us that no matter where we go or what adventure we're on, God is with us. This song is called 'Roll with You.' Stand up on your feet, leave some space to move, and let's sing it together!"

SONG: "Roll with You" Dance Motion, Lyric or Instrumental Lyric Videos are available with Amazing Music on APlay

What You Say:

"Great job, everyone! You sounded AMAZING! Jesus is the One who shows us God's kingdom, and we can follow Him no matter what's happening around us. This next song is called 'My Everything.' Let's sing it like we really mean it!"

SONG: "My Everything" Dance Motion, Lyric or Instrumental Lyric Videos are available with Amazing Music on APlay

5 min

Memory Verse

What You Need

No supplies needed

"WOW! Did you know God hears you when you sing? So all through this week, keep singing, dancing, and telling God how much you love Him!

"Friends,

What You Say:

I want to teach you a prayer Jesus taught His friends. It will help us know how to talk to God and know what God wants for us right now. We get to learn it together this month as part of our Kingdom Quest!

"Our Memory Verse this month is found in Matthew 6:10. I'll read it first, and then I will lead you through it.

SLIDE: Memory Verse

WORSHIP LEADER: "'May your kingdom come. May what you want to happen be done on earth as it is done in heaven.' —Matthew 6:10 NIV"

"Now, I'll lead you through each part. Repeat after me, nice and loud!"

WORSHIP LEADER: "May your kingdom come."

KIDS AND WORSHIP LEADER: "May your kingdom come."

WORSHIP LEADER: "May what you want to happen."

KIDS AND WORSHIP LEADER: "May what you want to happen."

WORSHIP LEADER: "be done."

KIDS AND WORSHIP LEADER: "be done."

WORSHIP LEADER: "on earth as it is done in heaven."

KIDS AND WORSHIP LEADER: "on earth as it is done in heaven."

WORSHIP LEADER: "Matthew 6:10!"

KIDS AND WORSHIP LEADER: "Matthew 6:10!"

WORSHIP LEADER: "Great job, friends! This verse is something we can pray anytime—when we're happy, when we're worried, or when we just want to talk to God. It reminds us that God is close, and we can ask Him to spread His good kingdom in our world. You can pray this verse at home, at school, or anywhere you go!"

15 min

Bible Story

5 min

StoryLab Bible Story | Video

What You Need

No supplies needed

Creating a Safe Place to Connect

What You Do:

- Download the slides and have them ready to use. If you do not have screen capabilities, you have Orange's permission to enlarge and print the slides on paper.
- Confirm that your church has appropriate licensing to perform or play music and sound effects in your kids' environments (see above under Opener).
- Set up the tray, two bowls, bottles of mustard and ketchup, baking soda, two stirring spoons, and a tablespoon on the table for the teaching.

5 min

So and So Show Bible Story | Video

What You Need

No supplies needed












What You Do:

- Download the slides and have them ready to use. If you do not have screen capabilities, you have Orange's permission to enlarge and print the slides on paper.
- Confirm that your church has appropriate licensing to perform or play music and sound effects in your kids' environments (see above under Opener).
- Set up the tray, two bowls, bottles of mustard and ketchup, baking soda, two stirring spoons, and a tablespoon on the table for the teaching.

5 min

Bible Story (Live)

What You Need

 Storyteller	1
 Host	1
 Table	1
 Bible	1
 Bottle of mustard	1
 Bottle of ketchup	1
 Baking soda	1
 Normal-sized bowls (Glass bowls would be best so it's easier for the kids to see through the bowls.)	1
 Tablespoon to measure the baking soda	1
 spoons to stir the baking soda into the mustard/ketchup	2
 A tray to catch the overflow from the mustard/ketchup mixtures	1

What You Say:

BIBLE STORY (STORYTELLER SCRIPT)

SLIDE: Theme Background

(Things to have ready: Set up the table at the front of the teaching area so the Storyteller can place their Bible on it and read from it. Tray, two bowls, bottles of ketchup and mustard, baking soda, two stirring spoons, and a tablespoon on the table.)

INTRODUCTION

STORYTELLER: "Hey, everyone! Welcome to the first week of our theme, 'Kingdom Quest—Seeking the Greatest Treasure'!

"All summer long, we're going to learn about God's kingdom. God's kingdom is where He reigns as King! It's where His love, joy, peace, kindness, and justice are the way things operate. All summer long, we're going to be learning about God's kingdom. But more than that, as we learn about God's kingdom, we are going to learn about its King! Jesus is the greatest treasure!

"To get things started, I need you to imagine something with me. Picture a warm summer day. The sun is bright, the grass feels soft, and you're outside exploring—maybe looking for little treasures. Have you ever found something teeny-tiny on the ground? Like a tiny pebble, a little shell, a little roly-poly bug, or a seed so small, you almost missed it?

"Sometimes the smallest things are so interesting, so tiny, and so detailed. That's the fun part of exploring—you never know what surprises are hiding in small things.

"Today, we're going to hear a story Jesus told that begins with something super small. So small you could almost blink and miss it! But this tiny thing doesn't stay tiny for long. It becomes something amazing.

"We're going to use our curiosity, our imaginations, and our listening ears, so get ready! Because the stories we're going to step into may start small ... but they grow into something really big!"

SETTING UP THE STORY

STORYTELLER: "Before we listen to the stories Jesus told, there's something really special we need to know. Jesus loved telling stories, or parables. Can you say 'parable'?"

(Pause while kids respond.)

"Great job! When you hear a parable for the first time, it sounds really simple, but inside the story is something wonderful that helps our hearts understand God.

"Jesus used little, everyday things people touched and smelled and saw all the time to teach about big ideas. Tiny seeds. Big trees. Flour in a bowl. Bread that rises. The things people saw at home and in their neighborhoods.

"And guess what? Today, we get to hear two of those stories. Two tiny parables that start so small ... but end up showing us something incredible about God's kingdom.

"So let's get our hearts ready. Put on your listening ears ...

(Make a gesture like you're putting on "listening ears.")

"And your imagination eyes ...

(Make a gesture like you're putting on "imagination eyes.")

"Because now ... we're ready to hear the first parable."

the mustard seed

STORYTELLER: "One day, Jesus was teaching a big crowd of people near the Sea of Galilee. Everyone wanted to hear Him, so Jesus got into a boat so His voice could carry across the water. The people sat and listened closely. Then Jesus told a story about something VERY small.

(Open the Bible and read Matthew 13:31-32 NIV.)

Jesus told the crowd another story. He said, "The kingdom of heaven is like a mustard seed. Someone took the seed and planted it in a field. It is the smallest of all seeds. But when it grows, it is the largest of all garden plants. It becomes a tree. Birds come and rest in its branches."

"Friends, a mustard seed is tiny—SO tiny you could drop it and never find it again!

"Show me with your fingers: how small can you make a mustard seed? Try it, like this!

(Demonstrate pinching your thumb and pointer finger together.)

(Pause while kids pinch their fingers together.)

"But Jesus said that this tiny seed grows into a huge plant, almost like a tree! Let's show what that looks like. Stretch your arms up tall like tree branches, like this!

(Demonstrate stretching your arms up high over your head.)

(Pause while kids stretch arms up high over their heads.)

"Jesus wanted everyone to know that God's kingdom can start very, VERY small ... but it grows BIG when God is working.

"Let's use our first bowl and some mustard to help us see what this looks like.

(Pick up the mustard bottle.)

"I'm going to squeeze some mustard into this bowl. Who likes mustard on their sandwich or hamburger?

(Pause while kids respond.)

"Well, that's good because we're going to use a lot of mustard!

(Fill the first bowl half full of mustard.)

"Wow! That's a LOT of mustard! But right now, it's just sitting there in the bowl.

"Let's see what happens when something powerful is added, like this baking soda. This is what it looks like when God helps something grow.

(Scoop two tablespoons of baking soda on top of the mustard and stir it with the first spoon.)

(The mustard should foam up and overflow out of the bowl.)

"Look at that! It's growing! It's bubbling! It's overflowing! Just like the mustard seed, it starts small ... but it doesn't stay small.

"When God is working, His kingdom grows BIG—bigger than we expect!

"Let's do our mustard seed motion again ... everyone pinch your fingers together, like this!

(Demonstrate pinching your thumb and pointer finger together.)

(Pause while kids pinch their fingers together.)

"And now, let's do our big tree motion! Stretch your arms up high over your head, like this!

(Demonstrate stretching your arms up high over your head.)

(Pause while kids stretch their arms up high over their heads.)

"Great job! That's what the first story Jesus told was all about: God's kingdom starts small but grows BIG."

the yeast

"Jesus had another parable He wanted the people to hear. This story wasn't about a tiny seed. It was about something inside of bread dough. Let's open our Bible to the book of Matthew.

(Open the Bible and read Matthew 13:33 NIV.)

Jesus told them still another story. "The kingdom of heaven is like yeast," he said. "A woman mixed it into 60 pounds of flour. The yeast worked its way all through the dough."

"Hmm ... yeast. Yeast is tiny. You almost can't see it. You can't hear it. It doesn't jump up and down and say, 'Here I am!' Everyone pinch your fingers together again to show how small yeast is. Like this!

(Demonstrate pinching your thumb and pointer finger together.)

(Pause while kids pinch their fingers together.)

"Yeast works quietly. Silently. Inside the dough. But even though you can't see it working ... something AMAZING happens. The yeast spreads and spreads throughout the flour. And after some baking, the dough starts to *rise*. It gets bigger and bigger and bigger until you get warm, yummy bread!

"Now, let's use our ingredients to see what this looks like. But this time, we're going to use ketchup! Who likes ketchup on their hamburger, or maybe with some chicken nuggets and French fries?

(Pause while kids respond.)

"Me too! I wonder if this ketchup will expand like the mustard did? Let's try it out!

(Fill the second bowl half full of ketchup.)

"Look at all that ketchup! Let's see what happens when we add something powerful. Here comes the baking soda!

(Scoop two tablespoons of baking soda on top of the ketchup and stir it with the second spoon.)

(The ketchup should foam up and overflow out of the bowl.)

"WOW! Look at that! It's growing and growing and spilling out everywhere!

"That's what Jesus wanted us to understand: God's kingdom starts small and grows big!

"Let's all do our yeast hand motion together. Start small, then rise up slowly, like this!

(Demonstrate pinching your fingers together and then stretching out your arms to the side.)

(Pause while kids pinch their fingers together and then stretch out their arms to the side.)

"God's kingdom might start small, but it grows quietly and powerfully, even when we can't see it happening."

wrapping up THE STORY

STORYTELLER: "Jesus told these two parables, the mustard seed and the yeast, so people could understand something amazing: God's kingdom may begin in tiny ways, but it never stays small. When God is working, His kingdom grows bigger and stronger, even though it has a small start!

"Just like these bowls full of mustard and ketchup, the growing doesn't stop. God's kingdom keeps spreading and changing hearts, just like Jesus said it would.

"Jesus wanted everyone to know: God is doing something wonderful in the world, and His kingdom is growing all around us.

"How does God's kingdom grow? It grows when more and more people decide to follow Jesus, the King!

"And that's the way God wants it! God wants His kingdom to grow and grow and grow! He wants more and more people to accept Jesus' payment for their sins and follow Him as King.

"I'm so glad Jesus taught us this about God's kingdom. There's so much we wouldn't know about God's kingdom unless Jesus told us! You see, Jesus is God, and He came from where God lives, and while Jesus was on earth, He came and taught us about things of God. He came and taught us about God's kingdom.

"That's exactly what our Bottom Line for this week says. Let's check it out:

SLIDE: Bottom Line

[Bottom Line] "Jesus shows us God's kingdom. Can you say that with me?"

(Host enters and joins in.)

KIDS, STORYTELLER, AND HOST: *[Bottom Line]* "Jesus shows us God's kingdom."

Prompting Action Beyond the Experience

10 min

Closing

5 min

WHAT'S OUR PART IN THE STORY?

What You Need

No supplies needed

5 min

PRAYER

What You Need

No supplies needed

What You Say:

WHAT'S OUR PART IN THE STORY?

HOST: "Here's the best part: God's kingdom is still growing now! It was growing a long time ago, and it still is today. More and more people are seeing the love of Jesus and following Him, the King! And you are a part of this kingdom!"

"So, as a follower of Jesus, the King, you don't have to grow God's kingdom. That's God's job. But you can point to it! God is loving, kind, and fair, and when you are these things, you're showing the world what the King is like! When you're kind to someone who is lonely on the playground, you're pointing to Jesus and saying, 'Hey, the King of this kingdom is kind like this!' When you make a card for a neighbor who is sick, you're pointing to Jesus and saying, 'Hey, the King of this kingdom is thoughtful, just like this!'"

"You can point them to Jesus and maybe, just maybe if they ask why you're acting that way, you can say, 'Well, I'm trying to be just like King Jesus! He is the King of this kingdom you can be a part of because He loves you too!' God's kingdom grows and grows as more people join in the kingdom and start their forever friendship with Jesus, the King. You are a part of that kingdom, and you can point to it!"

"Let's take a quiet moment and talk to the King of the kingdom, friends."

What You Say:

PRAYER

STORYTELLER OR HOST: "You can close your eyes and get still as we talk to Jesus."

"Jesus, thank You for teaching us about God's kingdom. Thank You that You want Your Kingdom to grow more and more as more people become Your forever friend. Please help us point to Your kingdom every day. We love You, Jesus, and we pray these things in Jesus' name. Amen."

AUDIO: Play calm music as the kids exit.

SLIDE: Theme

Optional Video (Media Package): Theme Loop

Getting Ready | K3 Large Group

GETTING READY

Here's everything you need to know to get ready for this week.

APlay

APlay is your all-in-one presentation, preparation, and curriculum ecosystem that saves you time and money. APlay is free with your curriculum subscription! APlay offers powerful tools that build media playlists, compile curriculum documents, auto-update supply lists by child count, cast media to screens, and so much more.

Built to work in harmony with your curriculum, APlay Service Builder allows leaders to drop in, toggle on and off, or customize teaching plans, worship elements, and media assets in seconds. For even more value, upgrade to Amazing+ to unlock the parent app, Parent+.

Story: Communicating God's Truth in Engaging Ways (25 minutes)
Worship: Inviting People to Respond to God (10 minutes)

1. Opener

What You Need:

- Host
- Large beach ball
- 10 kid volunteers (Ask for new volunteers at the start of each round!)

Music and Sound Effects:

- Upbeat music to use as kids enter the room
- Upbeat music to use for the game

Large Group Visuals:

- Theme Slide
- "Pass and Play! Title" Slide

Optional Videos:

- Theme Loop
- Countdown
- Theme Intro

What You Do:

- Download the slides or optional videos and have them ready to use. If you do not have screen capabilities, you have Orange's permission to enlarge and print the slides on paper.

- Download music and/or sound effects on an authorized basis from a resource such as Apple Music®, Amazon Music®, and/or a sound effect library and have it ready to play. Or, if you choose to stream music, refer to the terms and conditions of your streaming service. Note that you will likely need a commercial license in order to stream music publicly. Also confirm that your church has appropriate licensing to perform music and sound effects in your kids' environments, such as a blanket PERFORMmusic™ license from CCS. *Note: Legally, a song and/or sound effect belongs to the songwriter/composer who created it and the publisher who markets it. Performance rights organizations (PROs) license public performances (live or recorded) of their members' music. PROs in the U.S. are ASCAP, BMI, and SESAC. It is up to you to make sure your church has permission to perform or play a recording of a song and/or sound effect.*
- Place the beach ball in the game area.

2. Worship and Memory Verse

What You Need:

- Worship Leader(s)

Music and Sound Effects:

- "Roll with You" - available on APlay with Amazing Music
- "My Everything" - available on APlay with Amazing Music

Large Group Visuals:

- Theme Slide
- Memory Verse Slide

What You Do:

- If you are utilizing the suggested songs from **Amazing Music-**, search for your desired video resource for each song under the Worship section on APlay and add to your service!
- You can access Amazing Music's Dance Motion, Lyric, and Instrumental Videos in APlay under the Worship section.
- Amazing Music Song Trainings are available in Amazing Leaders and FREE on YouTube. <https://www.youtube.com/@AmazingKidsMusic>
- If you are utilizing **the Orange Kids Music** suggestions, simply purchase and download from Store.ThinkOrange.com! You can upload these into APlay for easy use with your 252 curriculum.
- Dance Motion Videos and Lyrics Videos are available for Orange Kids Music songs. For more information, visit Store.ThinkOrange.com.

- *Make sure your church has obtained licensing rights to play or perform music. You can obtain a license to perform worship music from Christian Copyright Licensing International (www.ccli.com). It covers over 200,000 worship songs for congregational singing. You are responsible for including the copyright information on all songs reproduced under the Church Copyright License (including song lyrics projected onscreen). This includes the song title, writer credit(s), copyright notice, and your church's CCLI license number. You can include this information on one of the lyric slides, or you can create a separate slide detailing this information, but the copyright information must appear at least once for each song you play or perform. For example:*

*"Hallelujah" words and music by John Doe
©2000 Good Music Co.
CCLI License # 0000*

3. Bible Story

What You Need:

- Storyteller
- Host
- Table
- Bible
- Bottle of mustard
- Bottle of ketchup
- Baking soda
- 2 normal-sized bowls (Glass bowls would be best so it's easier for the kids to see through the bowls.)
- Tablespoon to measure the baking soda
- 2 spoons to stir the baking soda into the mustard/ketchup
- A tray to catch the overflow from the mustard/ketchup mixtures

Music and Sound Effects:

- Calm music to use as kids exit the room

Large Group Visuals:

- Theme Background Slide
- Bottom Line Slide
- Theme Slide

Optional Video:

- Theme Loop

Optional Video: (available in APlay)

Our Large Group scripts are interchangeable with these videos so you can plug and play the way you need to each week.

For 252 Kids (Kindergarten through 3rd grade):

- StoryLab: Invite elementary kids to engage with inquisitive young hosts as they explore core biblical truths and stories in a STEAM-inspired setting.

For 252 Preteen (4th and 5th grade):

- The So & So Show: Guide preteens to explore questions of faith through a YouTube-style show full of humor and lots of zany fun.

Additional environment enhancements including:

- Motion graphics, including loops
- Countdown video

What You Do:

- Download the slides and have them ready to use. If you do not have screen capabilities, you have Orange's permission to enlarge and print the slides on paper.
- Confirm that your church has appropriate licensing to perform or play music and sound effects in your kids' environments (see above under Opener).
- Set up the tray, two bowls, bottles of mustard and ketchup, baking soda, two stirring spoons, and a tablespoon on the table for the teaching.

Supplies

Large Group Game Pass and Play!		Quantity
1.	Host	1
2.	Large beach ball	1
3.	kid volunteers (Ask for new volunteers at the start of each round!)	10

Bible Story (Live)		Quantity
1.	Storyteller	1
2.	Host	1
3.	Table	1
4.	Bible	1
5.	Bottle of mustard	1
6.	Bottle of ketchup	1
7.	Baking soda	1
8.	Normal-sized bowls (Glass bowls would be best so it's easier for the kids to see through the bowls.)	1
9.	Tablespoon to measure the baking soda	1
10.	spoons to stir the baking soda into the mustard/ketchup	2
11.	A tray to catch the overflow from the mustard/ketchup mixtures	1

WEEK

TWO

K-3 | W2

Today's Suggested Schedule—June 2026, Week 2

Bible Story: The Story of the Lost Sheep • *Luke 15:1-7 (supporting 1 Timothy 1:15)*

Bottom Line: Jesus made a way for you to be part of God's kingdom.

Monthly Memory Verse: *"May your kingdom come. May what you want to happen be done on earth as it is done in heaven."* • Matthew 6:10 NIRV

Loud sounds, bright lights, and large groups can be overwhelming or overstimulating for some children. To create a more inclusive large group experience, consider offering adaptive tools like noise-canceling headphones, sunglasses, sensory-friendly items, or access to modified spaces.

Prelude: Setting the Tone for the Experience

See the **Getting Ready** pages at the end of this document for a detailed description of what you'll need for today.

In the **Prelude** folder of your curriculum, you'll find a variety of other resources to help you prepare.

Small Group (15 minutes)

Social: Providing Time for Fun Interaction

Opening Activity

Large Group (35 minutes)

Story: Communicating God's Truth in Engaging Ways

Worship: Inviting People to Respond to God

Opener

Worship

Bible Story

Prayer

Small Group (25 minutes)

Groups: Creating a Safe Place to Connect

Bible Story Review: Corral the Sheep (K-1st grade), Found Sheep (2nd-3rd grade)

Application Activity: One Missing Sheep (K-1st grade), Would You Rather? (2nd-3rd grade)

Memory Verse Activity: One Sheep Says the Verse (K-1st grade), Find the Missing Sheep Verse (2nd-3rd grade)

Prayer Activity: Pray and Dismiss

Home: Prompting Action Beyond the Experience

Parent Cue Card (Print or Email)

Devotionals for Kids

Parent Cue App



Bible Story

The Story of the Lost Sheep • *Luke 15:1-7 (supporting 1 Timothy 1:15)*

Bottom Line

Jesus made a way for you to be part of God's kingdom.

Monthly Memory Verse

"May your kingdom come. May what you want to happen be done on earth as it is done in heaven." • Matthew 6:10 NIRV

15 min

Large Group Opener

5 min

Opener

What You Need

No supplies needed

10 min

Large Group Game | Roll It Out!

What You Say:

OPENER

HOST: "Hi, friends! Welcome back to [Name of Environment]! I'm SO glad you're here today. It's summertime, which means sunshine, fun, and adventures, and we're on a Kingdom Quest together! The full name of our series this month is "Kingdom Quest—Seeking the Greatest Treasure," and you know what? Every quest is better when we get to have fun with our friends!

"All summer long, we're going to learn about God's kingdom. God is loving, joyful, kind, good, just, and honest, among other things. And God's kingdom is where He reigns, and where those characteristics are the way things operate! God's kingdom is a great, great place!

"Before we dive into our Bible Story about God's kingdom, let's warm up by getting to know each other a little better. We're going to play a quick mini game called 'Find Someone Who ...'

"When I say something, if it's true for you, raise your hand high so we can all see.

"Okay, first one: Raise your hand if you love ice cream! Now find someone who loves ice cream, and ask them what their favorite flavor is!

(Pause while kids talk with each other.)

"Now raise your hand if you like animals! Go find someone who likes animals, and ask them what their favorite animal is!






(Pause while kids talk with each other.)

"Last one—raise your hand if you went swimming this week! Go talk to someone who did, and ask if they did a cannonball!

(Pause while kids talk with each other.)

What You Do:

What You Need

 Host	1
 Floor tape	1
 Solo Cups to be divided into 2 sets of 6	12
 balls	2
 kid volunteers (Ask for new volunteers at the start of each round!)	6

- Download the slides or optional videos and have them ready to use. If you do not have screen capabilities, you have Orange's permission to enlarge and print the slides on paper.
- Download music and/or sound effects on an authorized basis from a resource such as Apple Music®, Amazon Music®, and/or a sound effect library and have it ready to play. Or, if you choose to stream music, refer to the terms and conditions of your streaming service. Note that you will likely need a commercial license in order to stream music publicly. Also confirm that your church has appropriate licensing to perform music and sound effects in your kids' environments, such as a blanket PERFORMmusic™ license from CCS. *Note: Legally, a song and/or sound effect belongs to the songwriter/composer who created it and the publisher who markets it. Performance rights organizations (PROs) license public performances (live or recorded) of their members' music. PROs in the U.S. are ASCAP, BMI, and SESAC. It is up to you to make sure your church has permission to perform or play a recording of a song and/or sound effect.*
- Set up a start line with floor tape.
- Set up two Solo Cup pyramids directly across from the start line. Place the pyramids several feet apart so there is room for each team to roll the ball—think of a setup similar to a bowling alley.
- Use six cups for each pyramid—three on the bottom, two in the middle, and one on the top.

"Look at that! That was so fun! You all can go back to your spots. Now it's time to play our game! It's called: 'Roll It Out!'"

SLIDE: Roll It Out! Title

"Here's how this works: We have two cup pyramids, one on this side of the room, and one on this side of the room. Your job is super simple: You're going to roll a ball—only rolling, no throwing—and try to knock down your team's pyramid first.

"We're going to have two teams and three kids on each team. Each player will get one roll. If you don't knock the cups down on your turn, go get the ball and give it to the next teammate, then you'll go to the back of the line. The first team to knock down all their cups wins!

"Sound good? Okay, let's pick our volunteers! Raise your hand if you want to play 'Roll It Out!'"

(Select six volunteers from the kids who have their hands raised and invite them to the game area. Split them up into two teams of three and line up each team behind the start line.)

"Okay, audience, you get to cheer on our teams! Everyone ready?"

"3 ... 2 ... 1 ... GO!"

AUDIO: Upbeat music

(Play the game. Make sure each player is only throwing the ball one time and getting back in line after their turn. Play until one of the teams has knocked down all their cups.)

"Great rolling! Looks like this team knocked down all their cups first! Nice playing, everyone!"

(As time allows, continue with more rounds. Ask for new volunteers and reset the cup pyramids at the start of each round.)

"You all did an AMAZING job! I love how you rolled, cheered, and had fun together. That was awesome!"

"Now that we've had some fun, let's look at our Bottom Line for today. Today, we're going to look at a story Jesus told about how everyone is welcome in God's kingdom because Jesus made a way! So, our Bottom Line for today is:

SLIDE: Bottom Line

[Bottom Line] "Jesus made a way for you to be part of God's kingdom. Can you say that with me?"

KIDS AND HOST: [Bottom Line] "Jesus made a way for you to be part of God's kingdom."

HOST: "Great job, friends! Now let's get ready to learn more about that!"

18 min

Amazing Music

3 min

Worship Opener

What You Need

No supplies needed

5 min

Roll with You | Worship Song

What You Need

No supplies needed

5 min

Great Are You Lord | Worship Song

What You Need

No supplies needed

Note: We've suggested worship songs below from Amazing Music. We've created these worship resources to be developmentally appropriate for elementary and preteen kids by incorporating simple, direct language, fun dance movements, and upbeat, current arrangements.

We've chosen specific songs that amplify our teaching content for this month. We recommend that you use these songs as scripted below or combined with other popular worship songs that your kids know and love. Amazing Music is available on APlay with Amazing+, or as an Add-On.

AMAZING MUSIC

WORSHIP LEADER: "Hey, friends! I love seeing all your smiling faces today. Summer is such a fun season full of sunshine, swimming, and adventures! And one of the best ways we get to start our time together is by singing to Jesus!"

"You know what I love about worship? We don't have to be perfect singers. We don't even have to know all the words right away. We just get to show Jesus that our hearts are excited to spend time with Him.

"Let's shake off any sillies. Everybody, reach way up high ... now wiggle your fingers ... now give a little stretch like you're waking up on a bright summer morning. Nice! I think you're ready.

"Our first song is called 'Roll with You.' We can choose to be with Jesus on every adventure, even the ones we don't expect. So stand up, find your space, and get ready to move!"

SONG: "Roll with You" Dance Motion, Lyric or Instrumental Lyric Videos are available with Amazing Music on APlay

What You Say:

"WOW, that was awesome! I could hear you singing from all the way over here. Now we're going to sing a song that helps us remember something really important: God is good, God is strong, and God is worthy of all our praise. This one is called 'Great Are You Lord.' Let's sing together!"

5 min

Memory Verse

What You Need

No supplies needed

SONG: "Great Are You Lord" Dance Motion, Lyric or Instrumental Lyric Videos are available with Amazing Music on APlay*

"You all did incredibly! God loves hearing your voices and seeing your joy. Worship is such a special way we get to show Him how much we love Him.

"Today, we get to learn a very special verse. This verse is actually part of a big prayer Jesus taught to His followers so they would know how to pray.

"Sometimes we don't know what to say when we talk to God. But Jesus gave us these words to help us. This verse is like saying, 'God, we want things on earth to look the way they look in heaven—with Your love, kindness, and goodness everywhere.'

"Our Memory Verse is found in Matthew 6:10. I'll read it first, then I'll lead you through it!

SLIDE: Memory Verse

WORSHIP LEADER: "May your kingdom come. May what you want to happen be done on earth as it is done in heaven" (Matthew 6:10 NIV).

"Now repeat after me!

WORSHIP LEADER: "May your kingdom come."

KIDS AND WORSHIP LEADER: "May your kingdom come."

WORSHIP LEADER: "May what you want to happen."

KIDS AND WORSHIP LEADER: "May what you want to happen."

WORSHIP LEADER: "be done."

KIDS AND WORSHIP LEADER: "be done."

WORSHIP LEADER: "on earth as it is done in heaven."

KIDS AND WORSHIP LEADER: "on earth as it is done in heaven."

WORSHIP LEADER: "Matthew 6:10!"

KIDS AND WORSHIP LEADER: "Matthew 6:10!"

WORSHIP LEADER: "Great job, friends! And here's something really amazing: When Jesus taught us to pray, 'May Your kingdom come,' He was giving us a BIG prayer. It means we get to ask God to bring His love,

His goodness, and His ways right here into our world. That's a big prayer, but it's one you can ask God because He listens to you and loves you."

20 min

Bible Story

5 min

StoryLab Bible Story | Video

What You Need

No supplies needed

What You Do:

- Download the slides and have them ready to use. If you do not have screen capabilities, you have Orange's permission to enlarge and print the slides on paper.
- Confirm that your church has appropriate licensing to perform or play music and sound effects in your kids' environments (see above under Opener).
- Pre-determine a leader to dress up as a sheep and act like one during the teaching.

5 min

So and So Show Bible Story | Video

What You Need

No supplies needed








What You Do:

- Download the slides and have them ready to use. If you do not have screen capabilities, you have Orange's permission to enlarge and print the slides on paper.
- Confirm that your church has appropriate licensing to perform or play music and sound effects in your kids' environments (see above under Opener).
- Pre-determine a leader to dress up as a sheep and act like one during the teaching.

10 min

Bible Story (Live)

What You Need

 Storyteller	1
 Host	1
 Bible	1
 Table	1
 Pre-determined leader to act as the sheep	1
 Sheep costume for the leader	1
 Fake grass (Easter grass could work.)	1

What You Do:

- Download the slides and have them ready to use. If you do not have screen capabilities, you have Orange's permission to enlarge and print the slides on paper.
- Confirm that your church has appropriate licensing to perform or play music and sound effects in your kids' environments (see above under Opener).
- Pre-determine a leader to dress up as a sheep and act like one during the teaching.

What You Say:

BIBLE STORY (STORYTELLER SCRIPT)

SLIDE: Theme Background

(Things to have ready: Set up the table at the front of the teaching area so the Storyteller can place their Bible on it and read from it. Pre-determined leader ready to enter the teaching area and act like a sheep during the lesson. Fake grass on one side of the teaching area.)

INTRODUCTION

STORYTELLER: "Hi, friends! Welcome back to our Kingdom Quest!

"This month's theme is: 'Kingdom Quest—Seeking the Greatest Treasure'!

"All summer long, we're going to learn about God's kingdom. God's kingdom is where He reigns as King! It's where His love, joy, peace, kindness, and justice are the way things operate. All summer long, we're going to be learning about God's kingdom. But more than that, as we learn about God's kingdom, we are going to learn about its King!

"Before we look at the true story from the Bible Jesus told about God's kingdom, I have a question for all of you—do you ever have days where things just seem to wander off? Like your shoes ... your backpack ... your snack ... or even your favorite toy?

"I know I sure do. Sometimes I look for something, and it feels like it grew little legs and walked away! Have you ever called out, 'Where did that gooooo?'

"Well, guess what? Jesus told a story about something that was lost. But it wasn't about a lost sneaker ... or a lost snack ... or even a lost sock, though THAT would be a great mystery.

"Jesus told a story about something much, MUCH fluffier. Something that goes, 'Baaa.' Something that loves to nibble grass and wiggle its tail. Anyone have any guesses?

(Pause while kids guess: "A sheep!")

"That's right! One day, Jesus told a story, a parable, about a sheep that wandered off and got itself totally, completely, absolutely LOST.

"And the story He told has something HUGE to teach us about who God is.

"Are you ready for the story?"

(Pause while kids respond.)

"Great! Let's get ourselves all set up for it."

SETTING UP THE STORY

"Before we jump in, we need to understand that Jesus loved telling stories that were called parables. Can you say, 'Parable'?"

KIDS: "Parable!"

HOST: "Exactly! A parable is a short story that helps us understand something BIG about God. Jesus used things in His stories that people knew about, like coins, seeds, bread, and yes ... even sheep!

"And everywhere Jesus went, ALL kinds of people came to listen to Him. People who felt close to God ... and people who felt far away from God. People who made good choices ... and people who made really bad choices. Jesus welcomed everyone to come close and listen.

"But not everybody liked that. Some of the religious leaders grumbled and frowned and said things like, 'Why is Jesus spending time with those kinds of people?' Can you make a grumpy face with me?"

(Pause while kids make a grumpy face.)

"Yeah, they were grumpy! But Jesus wasn't bothered. He knew exactly why He was there. He knew God loves every single person, no matter what. And that's why Jesus told this parable, so everyone could understand how much God cares."

wrapping up THE STORY

STORYTELLER: "What an amazing story Jesus told. A shepherd with one hundred sheep ... and when just one wandered away, he didn't shrug or give up. He went searching. He kept looking. He didn't stop until he found the one that was lost.

"And when he found that sheep? He didn't fuss at it or send it back alone. He scooped it up, carried it home, and told everyone, 'Come celebrate with me!' The shepherd wasn't just happy—he was over-the-moon joyful.

10 min

Closing

5 min

WHAT'S OUR PART IN THE STORY?

What You Need

No supplies needed

"And Jesus said that's what God is like. God wants everyone to be a part of His kingdom. God wants everyone to be close to Him. But sin keeps us from being close to God. Just like the sheep was far away from the shepherd, and the shepherd went looking and looking and looking for that lost sheep, Jesus did what we needed to make a way for us to come back to God. He paid the price for our sin. Jesus paid the price to bring us back to God. We were all lost, but Jesus made a way for all of us to come back home to Him and be God's forever friend!

"Every single person had the same need. Every single person had a sin problem. And Jesus paid for the sin of anyone who would choose to accept what He did on the cross. Jesus made a way for all of us to be a part of God's kingdom!

"That's how big God's love is. That's how big God's heart is. And that's why Jesus told this story—to show us that every single person matters to God, and heaven rejoices when someone is found!

"Now let's check out our Bottom Line for the day!

SLIDE: Bottom Line

[Bottom Line] "Jesus made a way for you to be part of God's kingdom. Can you say that with me?"

(Host enters and joins in.)

KIDS, STORYTELLER, AND HOST: *[Bottom Line]* "Jesus made a way for you to be part of God's kingdom."

What You Say:

WHAT'S OUR PART IN THE STORY?

HOST: "What does this story mean for us? Well, you are that very loved little sheep that Jesus went after.

"You had a problem with sin. It kept pulling you away from God, like that little sheep who kept going further and further away from God. You were lost, and you couldn't find your way back home.

"But Jesus loves you so much! He gave His life, He paid for your sin, and went and picked you up and brought you back home to Him!

5 min

PRAYER**What You Need**

No supplies needed

"You are the very loved sheep that Jesus went after so you could come home to being His friend. So, don't try to do good things to earn Jesus' love—He already loves you! And don't try to do good things to try to pay Jesus back for what He did—you can't pay Him back!

"Just be the loved little sheep and tell other people that God loves them too!

"If you haven't chosen to follow Jesus yet, we would love to talk to you about it. Talk to your Small Group leader, and they can help you start your forever friendship with God! He wants you to come home to Him.

"Let's talk to the God who loves us so much!"

What You Say:**PRAYER**

STORYTELLER OR HOST: "You can close your eyes and get still as we talk to Jesus.

"Dear Jesus, thank You for loving us the way the shepherd loved His sheep. Thank You for coming to find us when we were lost. Thank You for making a way for us to come home to God's kingdom. Help us stay close to You, trust You, and follow You every day. We love You so much. In Jesus' name. Amen."

(Dismiss kids to Small Groups.)

AUDIO: Play calm music as the kids exit.

SLIDE: Theme

Optional Video (Media Package): Theme Loop

Getting Ready | K3 Large Group

GETTING READY

Here's everything you need to know to get ready for this week.

APlay

APlay is your all-in-one presentation, preparation, and curriculum ecosystem that saves you time and money. APlay is free with your curriculum subscription! APlay offers powerful tools that build media playlists, compile curriculum documents, auto-update supply lists by child count, cast media to screens, and so much more.

Built to work in harmony with your curriculum, APlay Service Builder allows leaders to drop in, toggle on and off, or customize teaching plans, worship elements, and media assets in seconds. For even more value, upgrade to Amazing+ to unlock the parent app, Parent+.

Story: Communicating God's Truth in Engaging Ways (25 minutes)
Worship: Inviting People to Respond to God (10 minutes)

1. Opener

What You Need:

- Host
- Floor tape
- 12 Solo Cups to be divided into 2 sets of 6
- 2 balls
- 6 kid volunteers (Ask for new volunteers at the start of each round!)

Music and Sound Effects:

- Upbeat music to use as kids enter the room
- Upbeat music to use for the game

Large Group Visuals:

- Theme Slide
- "Roll It Out! Title" Slide

Optional Videos:

- Theme Loop
- Countdown
- Theme Intro

What You Do:

- Download the slides or optional videos and have them ready to use. If you do not have screen capabilities, you have Orange's permission to enlarge and print the slides on paper.

- Download music and/or sound effects on an authorized basis from a resource such as Apple Music®, Amazon Music®, and/or a sound effect library and have it ready to play. Or, if you choose to stream music, refer to the terms and conditions of your streaming service. Note that you will likely need a commercial license in order to stream music publicly. Also confirm that your church has appropriate licensing to perform music and sound effects in your kids' environments, such as a blanket PERFORMmusic™ license from CCS. *Note: Legally, a song and/or sound effect belongs to the songwriter/composer who created it and the publisher who markets it. Performance rights organizations (PROs) license public performances (live or recorded) of their members' music. PROs in the U.S. are ASCAP, BMI, and SESAC. It is up to you to make sure your church has permission to perform or play a recording of a song and/or sound effect.*
- Set up a start line with floor tape.
- Set up two Solo Cup pyramids directly across from the start line. Place the pyramids several feet apart so there is room for each team to roll the ball—think of a setup similar to a bowling alley.
- Use six cups for each pyramid—three on the bottom, two in the middle, and one on the top.

2. Worship and Memory Verse

What You Need:

- Worship Leader(s)

Music and Sound Effects:

- "Roll with You" - available on APlay with Amazing Music
- "Great Are You Lord" - available on APlay with Amazing Music

Large Group Visuals:

- Theme Slide
- Memory Verse Slide

What You Do:

- If you are utilizing the suggested songs from **Amazing Music-**, search for your desired video resource for each song under the Worship section on APlay and add to your service!
- You can access Amazing Music's Dance Motion, Lyric, and Instrumental Videos in APlay under the Worship section.
- Amazing Music Song Trainings are available in Amazing Leaders and FREE on YouTube. <https://www.youtube.com/@AmazingKidsMusic>
- If you are utilizing **the Orange Kids Music** suggestions, simply purchase and download from Store.ThinkOrange.com! You can upload these into APlay for easy use with your 252 curriculum.
- Dance Motion Videos and Lyrics Videos are available for Orange Kids Music songs. For more information, visit Store.ThinkOrange.com.

- *Make sure your church has obtained licensing rights to play or perform music. You can obtain a license to perform worship music from Christian Copyright Licensing International (www.ccli.com). It covers over 200,000 worship songs for congregational singing. You are responsible for including the copyright information on all songs reproduced under the Church Copyright License (including song lyrics projected onscreen). This includes the song title, writer credit(s), copyright notice, and your church's CCLI license number. You can include this information on one of the lyric slides, or you can create a separate slide detailing this information, but the copyright information must appear at least once for each song you play or perform. For example:*

*"Hallelujah" words and music by John Doe
©2000 Good Music Co.
CCLI License # 0000*

3. Bible Story

What You Need:

- Storyteller
- Host
- Bible
- Table
- Pre-determined leader to act as the sheep
- Sheep costume for the leader
- Fake grass (Easter grass could work.)

Music and Sound Effects:

- Calm music to use as kids exit the room

Large Group Visuals:

- Theme Background Slide
- Bottom Line Slide
- Theme Slide

Optional Video:

- Theme Loop

Optional Video: (available in APlay)

Our Large Group scripts are interchangeable with these videos so you can plug and play the way you need to each week.

For 252 Kids (Kindergarten through 3rd grade):

- StoryLab: Invite elementary kids to engage with inquisitive young hosts as they explore core biblical truths and stories in a STEAM-inspired setting.

For 252 Preteen (4th and 5th grade):

- The So & So Show: Guide preteens to explore questions of faith through a YouTube-style show full of humor and lots of zany fun.

Additional environment enhancements including:

- Motion graphics, including loops
- Countdown video

What You Do:

- Download the slides and have them ready to use. If you do not have screen capabilities, you have Orange's permission to enlarge and print the slides on paper.
- Confirm that your church has appropriate licensing to perform or play music and sound effects in your kids' environments (see above under Opener).
- Pre-determine a leader to dress up as a sheep and act like one during the teaching.

Supplies

Large Group Game Roll It Out!		Quantity
1.	Host	1
2.	Floor tape	1
3.	Solo Cups to be divided into 2 sets of 6	12
4.	balls	2
5.	kid volunteers (Ask for new volunteers at the start of each round!)	6

Bible Story (Live)		Quantity
1.	Storyteller	1
2.	Host	1
3.	Bible	1
4.	Table	1
5.	Pre-determined leader to act as the sheep	1
6.	Sheep costume for the leader	1
7.	Fake grass (Easter grass could work.)	1

WEEK

THREE

K-3 | W3

Today's Suggested Schedule—June 2026, Week 3

Bible Story: The Story of the Lost Son • *Luke 15:11-32*

Bottom Line: God wants everyone to be part of His kingdom.

Monthly Memory Verse: *"May your kingdom come. May what you want to happen be done on earth as it is done in heaven."* • Matthew 6:10 NIV

Loud sounds, bright lights, and large groups can be overwhelming or overstimulating for some children. To create a more inclusive large group experience, consider offering adaptive tools like noise-canceling headphones, sunglasses, sensory-friendly items, or access to modified spaces.

Prelude: Setting the Tone for the Experience

See the **Getting Ready** pages at the end of this document for a detailed description of what you'll need for today.

In the **Prelude** folder of your curriculum, you'll find a variety of other resources to help you prepare.

Small Group (15 minutes)

Social: Providing Time for Fun Interaction

Opening Activity

Large Group (35 minutes)

Story: Communicating God's Truth in Engaging Ways

Worship: Inviting People to Respond to God

Opener

Worship

Bible Story

Prayer

Small Group (25 minutes)

Groups: Creating a Safe Place to Connect

Bible Story Review: Act Out the Story (K–1st grade), Road Map (2nd–3rd grade)

Application Activity: Memory Match (K–1st grade), Hand Clap Game (2nd–3rd grade)

Memory Verse Activity: Pass the Squeeze (K–1st grade), Pass the Ring (2nd–3rd grade)

Prayer Activity: Pray and Dismiss

Home: Prompting Action Beyond the Experience

Parent Cue Card (Print or Email)

Devotionals for Kids

Parent Cue App



Bible Story

The Story of the Lost Son • *Luke 15:11-32*

Bottom Line

God wants everyone to be part of His kingdom.

Monthly Memory Verse:

"May your kingdom come. May what you want to happen be done on earth as it is done in heaven." • Matthew 6:10 NIV

15 min

Large Group Opener

5 min

Opener

What You Need

No supplies needed

10 min

Large Group Game | Color Dash!

What You Say:

OPENER

HOST: "Hello, everyone! I'm so glad you're here today. This summer, we've been on a Kingdom Quest! We've been learning about God's kingdom all month long. The full title of our series this month is 'Kingdom Quest—Seeking the Greatest Treasure.'

"God is good, kind, just, trustworthy, and patient—among other things! And His kingdom is anywhere where He reigns. The kingdom is where the ways of the King are the way things run! And we want Him to spread that good kingdom everywhere!

"We're going to get started our journey of learning about God's kingdom with a game, but before we jump into our game today, let's get our bodies and brains ready. Go ahead and stand up in your spot.

"Let's take a deep breath in ... and let it out. Nice. Now let's wake up our bodies a little. When I count to three, I want you to do one big jump. Ready? One ... two ... three!

(Pause while kids jump.)

"Great job! Now let's do a stretch. *(Demonstrate the stretches as you say them.)* Reach your hands high up toward the ceiling ... hold it ... and bring them back down. Perfect!

"Last thing, go give three people you don't know a high-five.






(Pause while kids high-five each other.)

"Great! You can take a seat!

What You Do:

- Download the slides or optional videos and have them ready to use. If you do not have screen capabilities, you have Orange's permission to enlarge and print the slides on paper.

What You Need

 Host	1
 Floor tape	1
 Buckets, all different colors.	4
 Random objects that match the colors of the buckets	Several
 Kid volunteers (You can choose more kids to play future rounds if you'd like!)	6

- Download music and/or sound effects on an authorized basis from a resource such as Apple Music®, Amazon Music®, and/or a sound effect library and have it ready to play. Or, if you choose to stream music, refer to the terms and conditions of your streaming service. Note that you will likely need a commercial license in order to stream music publicly. Also confirm that your church has appropriate licensing to perform music and sound effects in your kids' environments, such as a blanket PERFORMmusic™ license from CCS. *Note: Legally, a song and/or sound effect belongs to the songwriter/composer who created it and the publisher who markets it. Performance rights organizations (PROs) license public performances (live or recorded) of their members' music. PROs in the U.S. are ASCAP, BMI, and SESAC. It is up to you to make sure your church has permission to perform or play a recording of a song and/or sound effect.*
- Create a start line with floor tape on one side of the game area.
- Place four buckets (two per team) on the start line.
- Pick out random objects that match the colors of the buckets and put them in a big pile in the middle of the floor in the game area. (Suggestions: pieces of paper, toys, balls, apples, etc.)

"Today, we're starting with a game that I think you're really going to enjoy. It's called 'Color Dash!'"

SLIDE: Color Dash! Title

"In the middle of the room, we have a big pile of colorful objects, and each team has two colored buckets on the start line. When it's your turn, you'll run to the middle, pick ONE object, run back to the start line, and place the object in your team's matching colored bucket. Then the next person on your team runs to pick an object.

"But remember, the object you pick up has to match the color of your team's buckets!"

"When I say 'Stop,' we'll count how many objects each team has. The team with the most items in their buckets wins the round.

"Let's make two teams. I'm going to need six volunteers. Raise your hand if you'd like to play 'Color Dash!'"

(Pick six volunteers from the kids who have their hands raised, divide them up into two teams of three, and line them up behind the start line.)

"Everybody ready? Audience, are you ready to cheer? Alright, if you're the first player on your team, you can start when I say, 'GO!'"

"3 ... 2 ... 1 ... GO!"

AUDIO: Upbeat music

(Play the game. Make sure each kid is only picking up one object at a time. The Host decides when to say, "Stop," so the round can continue for as long as you'd like.)

"You're doing great checking your colors! Take your time. Nice work, teams!

"And STOP! Let's see how many items each team collected.

(Walk to each bucket and count the number of correctly colored objects.)

"Looks like [Team Name] is the winner! Great job, everyone! That was really fun to watch. You all worked together so well!

"Let's give our teams a round of applause!

(As time allows, continue with more rounds. Ask for six new volunteers at the start of each round, and reset the pile of colorful objects in the middle of the game area at the start of each round.)

"Before we move on, here's something important we're learning today! It's time to learn our Bottom Line! Let's see what it says.

SLIDE: Bottom Line

[Bottom Line] "God wants everyone to be part of His kingdom. Can you say that with me?"

KIDS AND HOST: **[Bottom Line]** "God wants everyone to be part of His kingdom."

HOST: "We will learn more about that soon! Great job today, friends!"

15 min

Worship Option 1 | Amazing Music

5 min

Roll with You | Worship Song

What You Need

No supplies needed

5 min

My Everything | Worship Song

What You Need

No supplies needed

What You Say:

AMAZING MUSIC

WORSHIP LEADER: "Hi, friends! It's so good to worship with you today. When we sing, we get to tell God how much we love Him and how thankful we are for everything He does. God loves hearing your voices and seeing your smiles.

"We're going to start with a song called 'Roll with You.' No matter what comes our way, we can choose to keep going with Jesus. He's the best One to be with every single day!

SONG: "Roll with You" Dance Motion, Lyric or Instrumental Lyric Videos are available with Amazing Music on APlay.

What You Say:

"Great job, everyone! Let's keep worshipping God with another song. This next one is called 'My Everything.' God loves us so much, and He leads us in the right way. Let's sing together!

SONG: "My Everything" Dance Motion, Lyric or Instrumental Lyric Videos are available with Amazing Music on APlay*

"That was some great singing! Remember, when we sing to God, we're not just singing songs—we're telling Him that we trust Him, we love Him, and we want to follow Him. God hears every voice in this room, and He loves it when we take time to worship Him together.

"Before we read our Memory Verse, I want to tell you something important. In heaven, everything happens exactly the way God wants; there is no hurting, no unkind words, no being left out. It's full of love and joy and peace. And Jesus tells us we can ask God to help our world look more like that. Every day, in every place we go, we can ask for God's kingdom to come. May what God wants to happen be done here on earth.

5 min

Memory Verse

What You Need

No supplies needed

"Our Memory Verse this month is a prayer that Jesus taught His followers to pray that asks for just that. It's found in Matthew 6:10. I'll read it first, and then I will guide you through it!

SLIDE: Memory Verse

WORSHIP LEADER: *"May your kingdom come. May what you want to happen be done on earth as it is done in heaven' (Matthew 6:10 NIV)."*

"Now, let me lead you through it! Repeat after me—nice and loud!"

WORSHIP LEADER: *"May your kingdom come."*

KIDS AND WORSHIP LEADER: *"May your kingdom come."*

WORSHIP LEADER: *"May what you want to happen."*

KIDS AND WORSHIP LEADER: *"May what you want to happen."*

WORSHIP LEADER: *"be done."*

KIDS AND WORSHIP LEADER: *"be done."*

WORSHIP LEADER: *"on earth as it is done in heaven."*

KIDS AND WORSHIP LEADER: *"on earth as it is done in heaven."*

WORSHIP LEADER: "Matthew 6:10!"

KIDS AND WORSHIP LEADER: "Matthew 6:10!"

WORSHIP LEADER: "Great job, friends! When we pray this verse, we're asking God to help us live His way so that our homes, our classrooms, our playgrounds, and our whole world start to look more like His kingdom. God loves it when we pray this prayer because it shows that we want to be part of what He's doing."

15 min

Bible Story

5 min

StoryLab Bible Story | Video

What You Need

No supplies needed

What You Do:

- Download the slides and have them ready to use. If you do not have screen capabilities, you have Orange's permission to enlarge and print the slides on paper.
- Confirm that your church has appropriate licensing to perform or play music and sound effects in your kids' environments (see above under Opener).
- Place the stuffed animals under the table or next to it so they won't be seen until it's time to use them for the teaching.

5 min

So and So Show Bible Story | Video

What You Need

No supplies needed






What You Do:

- Download the slides and have them ready to use. If you do not have screen capabilities, you have Orange's permission to enlarge and print the slides on paper.
- Confirm that your church has appropriate licensing to perform or play music and sound effects in your kids' environments (see above under Opener).
- Place the stuffed animals under the table or next to it so they won't be seen until it's time to use them for the teaching.

5 min

Bible Story (Live)

What You Need

 Storyteller	1
 Host	1
 Bible	1
 Table	1
 Stuffed animals	6

What You Do:

- Download the slides and have them ready to use. If you do not have screen capabilities, you have Orange's permission to enlarge and print the slides on paper.
- Confirm that your church has appropriate licensing to perform or play music and sound effects in your kids' environments (see above under Opener).
- Place the stuffed animals under the table or next to it so they won't be seen until it's time to use them for the teaching.

What You Say:

BIBLE STORY (STORYTELLER SCRIPT)

SLIDE: Theme Background

(Things to have ready: Set up the table at the front of the teaching area so the Storyteller can place their Bible on it and read from it. Place the stuffed animals under the table or to the side of it where they can't be seen.)

INTRODUCTION

STORYTELLER: "Hi, friends! I'm so glad you're back for our Kingdom Quest! The full title of our theme is 'Kingdom Quest—Seeking the Greatest Treasure!'

"What is God's kingdom? Well, God is loving, joyful, peaceful, kind, trustworthy, and patient—among other things. And His kingdom is where those attributes are the order of the day. The kingdom is like the King!

"And God wants to bring His kingdom everywhere, as more and more people are a part of it. That's what we're going to talk about in our Bible Story today, but before we get started, let's play a quick game together. I'm going to make a face, and you guess the feeling that goes with that face. Ready?

(Make a surprised face.)

"What feeling is this?

(Let kids respond.)

"Good! How about this one?

(Make a sad face.)

(Let kids respond.)

"Nice job! I did make a sad face! One more.

(Make an excited face.)

"You got it again! You guys are really good at understanding feelings!

"Now let's get a little silly. I'll make a face, and YOU copy it! Ready?

(Make a tired face.)

(Pause while kids copy your tired face.)

(Make a silly face.)

(Pause while kids copy your silly face.)

(Make a shocked face with a little gasp.)

(Pause while kids copy your shocked face.)

"That was amazing! You all should be in the movies!

"Today's Bible Story is filled with all kinds of feelings—happy feelings, sad feelings, angry feelings, and big, surprised feelings.

"And the best part? This story shows us who God is."

SETTING UP THE STORY

"Now that we've warmed up with all those feelings, we're ready to hear something special. Before Jesus told today's story, there were some people watching Him very closely. Some of them didn't like that He spent time with people they thought weren't good enough. They didn't understand why Jesus spent time with people who had made some poor choices.

"But Jesus wanted everyone, every single person, to know that God loves them. So Jesus decided to tell a story called a parable. This would help people understand how big and welcoming God's love really is.

"When Jesus started telling stories, people stopped what they were doing. They sat around Him. They scooted closer. They knew Jesus was about to say something important, something that would help their hearts understand God. So I hope you listen closely too!"

WRAPPING UP THE STORY

STORYTELLER: "Jesus told this story to help people understand something very important. Some people felt like the younger son—they messed up, felt far away from God, or didn't believe they were good enough. Jesus wanted them to know that God loves them.

(Pick up the "younger son" stuffed animal.)

10 min

Closing

5 min

WHAT'S OUR PART IN THE STORY?

What You Need

No supplies needed

"Some people were like the older son—they followed all the rules and worked hard, but forgot that God's love is a gift, not something we earn. Jesus wanted them to know that God's love is big enough for everyone.

(Pick up the "older brother" stuffed animal.)

"Wherever we are, whatever we've done, whether we feel near to God or far away ... God wants us to come close. **[Bottom Line] God wants everyone to be part of His kingdom.**

"And that's what our Bottom Line today is all about! Let's check it out.

SLIDE: Bottom Line

[Bottom Line] "God wants everyone to be part of His kingdom. Can you say that with me?"

(Host enters and joins in.)

KIDS, STORYTELLER, AND HOST: [Bottom Line] "God wants everyone to be part of His kingdom."

What You Say:

WHAT'S OUR PART IN THE STORY?

HOST: "When Jesus told this story, He wanted everyone listening to understand something really special: God's love doesn't stop. God's love doesn't run out. And God's love doesn't play favorites.

"Sometimes we might feel a little like the younger son in the story. We might make a choice, or a lot of choices, we wish we hadn't made. We might feel far away from God or think, 'Maybe I've done too many wrong things for God to want me.'

"But Jesus wants us to know the truth: the very moment we turn toward God, He runs to us with open arms, just like the father in the story. He is never too far away.

"And sometimes we might feel a little like the older brother. We might feel like we worked hard or did everything right, and we wonder why someone else is getting kindness. Jesus wants us to remember that God's love is a gift, not something we work for.

5 min

PRAYER

What You Need

No supplies needed

"We can remember that God loves us no matter what. We can come close to God anytime. And we can show God's love to others because in God's kingdom, there is always room for everyone."

What You Say:

PRAYER

STORYTELLER OR HOST: "Let's take a quiet moment to pray together, friends. You can close your eyes and get still as we talk to God."

"God, thank You for loving us so much. Thank You that Your arms are always open, just like the father in the story. Help us show Your love to others so everyone can know there is a place for them in Your kingdom. We love You, God, and we pray these things in Jesus' name. Amen."

(Dismiss kids to Small Groups.)

AUDIO: Play calm music as the kids exit.

SLIDE: Theme

Optional Video (Media Package): Theme Loop

Getting Ready | K3 Large Group

Here's everything you need to know to get ready for this week.

APlay

APlay is your all-in-one presentation, preparation, and curriculum ecosystem that saves you time and money. APlay is free with your curriculum subscription! APlay offers powerful tools that build media playlists, compile curriculum documents, auto-update supply lists by child count, cast media to screens, and so much more.

Built to work in harmony with your curriculum, APlay Service Builder allows leaders to drop in, toggle on and off, or customize teaching plans, worship elements, and media assets in seconds. For even more value, upgrade to Amazing+ to unlock the parent app, Parent+.

Story: Communicating God's Truth in Engaging Ways (25 minutes)

Worship: Inviting People to Respond to God (10 minutes)

1. Opener

What You Need:

- Host
- Floor tape
- 4 buckets, all different colors.
- Random objects that match the colors of the buckets
- 6 kid volunteers (You can choose more kids to play future rounds if you'd like!)

Music and Sound Effects:

- Upbeat music to use as kids enter the room
- Upbeat music to use for the game

Large Group Visuals:

- Theme Slide
- "Color Dash! Title" Slide
- Bottom Line Slide

Optional Videos:

- Theme Loop
- Countdown
- Theme Intro

What You Do:

- Download the slides or optional videos and have them ready to use. If you do not have screen capabilities, you have Orange's permission to enlarge and print the slides on paper.

- Download music and/or sound effects on an authorized basis from a resource such as Apple Music®, Amazon Music®, and/or a sound effect library and have it ready to play. Or, if you choose to stream music, refer to the terms and conditions of your streaming service. Note that you will likely need a commercial license in order to stream music publicly. Also confirm that your church has appropriate licensing to perform music and sound effects in your kids' environments, such as a blanket PERFORMmusic™ license from CCS. *Note: Legally, a song and/or sound effect belongs to the songwriter/composer who created it and the publisher who markets it. Performance rights organizations (PROs) license public performances (live or recorded) of their members' music. PROs in the U.S. are ASCAP, BMI, and SESAC. It is up to you to make sure your church has permission to perform or play a recording of a song and/or sound effect.*
- Create a start line with floor tape on one side of the game area.
- Place four buckets (two per team) on the start line.
- Pick out random objects that match the colors of the buckets and put them in a big pile in the middle of the floor in the game area. (Suggestions: pieces of paper, toys, balls, apples, etc.)

2. Worship and Memory Verse

What You Need:

- Worship Leader(s)

Music and Sound Effects:

- "Roll with You" - available on APlay with Amazing Music
- "My Everything" - available on APlay with Amazing Music

Large Group Visuals:

- Theme Slide
- Memory Verse Slide

What You Do:

- If you are utilizing the suggested songs from **Amazing Music-**, search for your desired video resource for each song under the Worship section on APlay and add to your service!
- You can access Amazing Music's Dance Motion, Lyric, and Instrumental Videos in APlay under the Worship section.
- Amazing Music Song Trainings are available in Amazing Leaders and FREE on YouTube. <https://www.youtube.com/@AmazingKidsMusic>
- If you are utilizing **the Orange Kids Music** suggestions, simply purchase and download from Store.ThinkOrange.com! You can upload these into APlay for easy use with your 252 curriculum.
- Dance Motion Videos and Lyrics Videos are available for Orange Kids Music songs. For more information, visit Store.ThinkOrange.com.

- *Make sure your church has obtained licensing rights to play or perform music. You can obtain a license to perform worship music from Christian Copyright Licensing International (www.ccli.com). It covers over 200,000 worship songs for congregational singing. You are responsible for including the copyright information on all songs reproduced under the Church Copyright License (including song lyrics projected onscreen). This includes the song title, writer credit(s), copyright notice, and your church's CCLI license number. You can include this information on one of the lyric slides, or you can create a separate slide detailing this information, but the copyright information must appear at least once for each song you play or perform. For example:*

"Hallelujah" words and music by John Doe

©2000 Good Music Co.

CCLI License \

0000

3. Bible Story

What You Need:

- Storyteller
- Host
- Bible
- Table
- 6 stuffed animals

Music and Sound Effects:

- Calm music to use as kids exit the room

Large Group Visuals:

- Theme Background Slide
- Bottom Line Slide
- Theme Slide

Optional Video:

- Theme Loop

Optional Video: (available in APlay)

Our Large Group scripts are interchangeable with these videos so you can plug and play the way you need to each week.

For 252 Kids (Kindergarten through 3rd grade):

- StoryLab: Invite elementary kids to engage with inquisitive young hosts as they explore core biblical truths and stories in a STEAM-inspired setting.

For 252 Preteen (4th and 5th grade):

- The So & So Show: Guide preteens to explore questions of faith through a YouTube-style show full of humor and lots of zany fun.

Additional environment enhancements including:

- Motion graphics, including loops
- Countdown video

What You Do:

- Download the slides and have them ready to use. If you do not have screen capabilities, you have Orange's permission to enlarge and print the slides on paper.
- Confirm that your church has appropriate licensing to perform or play music and sound effects in your kids' environments (see above under Opener).
- Place the stuffed animals under the table or next to it so they won't be seen until it's time to use them for the teaching.

Supplies:

- Host
- Floor tape
- 4 buckets, all different colors
- Random objects that match the colors of the buckets
- 6 kid volunteers (You can choose more kids to play future rounds if you'd like!)
- Music and Sound Effects
- Upbeat music to use as kids enter the room
- Upbeat music to use for the game
- Large Group Visuals
- Theme Slide
- "Color Dash! Title" Slide
- Bottom Line Slide
- Optional Videos
- Theme Loop
- Countdown
- Theme Intro
- Worship Leader(s)
- Music and Sound Effects
- "Roll with You" - available on APlay with Amazing Music
- "My Everything" - available on APlay with Amazing Music
- Large Group Visuals
- Theme Slide
- Memory Verse Slide
- Storyteller
- Host
- Bible
- Table
- 6 stuffed animals
- Music and Sound Effects
- Calm music to use as kids exit the room
- Large Group Visuals
- Theme Background Slide
- Bottom Line Slide
- Theme Slide

- Optional Video
- Theme Loop
- Optional Video: (available in APlay)
- Motion graphics, including loops
- Countdown video

Supplies

Large Group Game Color Dash!		Quantity
1.	Host	1
2.	Floor tape	1
3.	Buckets, all different colors.	4
4.	Random objects that match the colors of the buckets	Several
5.	Kid volunteers (You can choose more kids to play future rounds if you'd like!)	6

Bible Story (Live)		Quantity
1.	Storyteller	1
2.	Host	1
3.	Bible	1
4.	Table	1
5.	Stuffed animals	6

WEEK

FOUR

K-3 | W4

Today's Suggested Schedule—June 2026, Week 4

Bible Story: The Stories of the Hidden Treasure and the Pearl • *Matthew 13:44-46 (Supporting: Matthew 4:18-22)*

Bottom Line: Loving God and His kingdom is most important.

Monthly Memory Verse: "May your kingdom come. May what you want to happen be done on earth as it is done in heaven." • *Matthew 6:10 NIV*

Loud sounds, bright lights, and large groups can be overwhelming or overstimulating for some children. To create a more inclusive large group experience, consider offering adaptive tools like noise-canceling headphones, sunglasses, sensory-friendly items, or access to modified spaces.

Prelude: Setting the Tone for the Experience

See the **Getting Ready** pages at the end of this document for a detailed description of what you'll need for today.

In the **Prelude** folder of your curriculum, you'll find a variety of other resources to help you prepare.

Small Group (15 minutes)

Social: Providing Time for Fun Interaction

Opening Activity

Large Group (35 minutes)

Story: Communicating God's Truth in Engaging Ways

Worship: Inviting People to Respond to God

Opener

Worship

Bible Story

Prayer

Small Group (25 minutes)

Groups: Creating a Safe Place to Connect

Bible Story Review: Find the Pearl (K-1st grade), Hidden Message (2nd-3rd grade)

Application Activity: What Would You Do? (K-1st grade), What's Worth More? (2nd-3rd grade)

Memory Verse Activity: Memory Verse Treasure Chest (K-1st grade),

Memory Verse Showdown (2nd-3rd grade)

Prayer Activity: Pray and Dismiss

Home: Prompting Action Beyond the Experience

Parent Cue Card (Print or Email)

Devotionals for Kids

Parent Cue App



Bible Story

The Stories of the Hidden Treasure and the Pearl
• *Matthew 13:44-46 (Supporting: Matthew 4:18-22)*

Bottom Line

Loving God and His kingdom is most important.

Monthly Memory Verse

"May your kingdom come. May what you want to happen be done on earth as it is done in heaven." • *Matthew 6:10 NIV*

15 min

Large Group Opener

5 min

Opener

What You Need

No supplies needed

10 min

Large Group Game | Balloon Dash!

What You Say:

OPENER

HOST: "Hi, friends! I'm really glad you're here today. Let me see your hands if you are excited to be here! Who here is enjoying summer?"

(Pause while kids respond.)

"Oh yeah, I see those hands! This month, we've been talking all about God's kingdom! The full title of our series this month is 'Kingdom Quest—Seeking the Greatest Treasure.'

"We're learning about God's kingdom all summer, but what is God's kingdom? Well, God is good, kind, just, trustworthy, and patient—among other things! And His kingdom is anywhere where He reigns. The kingdom is where the ways of the King are the way things run! And we want Him to spread that good kingdom everywhere!






"Before we learn more about God's kingdom, let's wake up our bodies just a little. Everyone, stand up in your spot.

"Let's take one big stretch up ... and bring it down. Now let's take one tiny hop ... just like that. Two hops! Three hops! And spin around! And stop! Nice! You can sit back down.

What You Do:

- Download the slides or optional videos and have them ready to use. If you do not have screen capabilities, you have Orange's permission to enlarge and print the slides on paper.

What You Need

 Host	1
 Floor tape	1
 balloons that are each a different color (Have more just in case for backup!)	6
 Hula Hoops®	3
 Leaders	3
 Kid volunteers	6

- Download music and/or sound effects on an authorized basis from a resource such as Apple Music®, Amazon Music®, and/or a sound effect library and have it ready to play. Or, if you choose to stream music, refer to the terms and conditions of your streaming service. Note that you will likely need a commercial license in order to stream music publicly. Also confirm that your church has appropriate licensing to perform music and sound effects in your kids' environments, such as a blanket PERFORMmusic™ license from CCS. *Note: Legally, a song and/or sound effect belongs to the songwriter/composer who created it and the publisher who markets it. Performance rights organizations (PROs) license public performances (live or recorded) of their members' music. PROs in the U.S. are ASCAP, BMI, and SESAC. It is up to you to make sure your church has permission to perform or play a recording of a song and/or sound effect.*
- Make a start and finish line in the game area with floor tape.
- Blow up six different colored balloons (Have extra on hand if a couple pop!)
- Line up the balloons on the start line.
- Place the Hula Hoops® in the game area.
- Pre-determine three leaders to spread out across the room and hold a Hula Hoop® during the game.

"I've got an awesome game for us today! It is called 'Balloon Dash!' It's a little silly, a little tricky, and a whole lot of fun.

SLIDE: Balloon Dash! Title

"In this game, six kids will each get their own balloon. Every balloon will be a different color, so you'll always know which one is yours. You'll begin at the start line, and you have to tap or hit your balloon across the room—no carrying, no holding, just gentle hits to keep it moving.

"We'll have three leaders standing in different spots holding Hula Hoops®. Your job is to get your balloon through each Hula Hoop® before you reach the finish line. If your balloon misses the hoop, just tap it again and keep trying until it goes through.

"The first person to get their balloon through all the Hula Hoops® and across the finish line wins the round!

"Time to choose six players! Raise your hand if you want to play 'Balloon Dash!'

(Choose six volunteers from the kids who have their hands raised, line them up at the start line, and give each of them a balloon.)

"Players ready? Alright ... GO!

AUDIO: Upbeat music

(Play the game. Make sure kids are only tapping or hitting their balloon and not holding or carrying it.)

"Remember, only nice, gentle taps! Keep your balloon moving! Try for the Hula Hoop® ... great job!

(Play until one of the kids gets their balloon through all three Hula Hoops® and reaches the finish line. Declare the winner.)

"We have a winner! That was so fun to watch! Great job, everyone. You can give our players a big round of applause.

(As time allows, continue with more rounds. Ask for six new volunteers at the start of each round.)

"Before we keep going, here's something important we're learning today. It's our Bottom Line, and we'll unpack it more later! It says:

SLIDE: Bottom Line

[Bottom Line] "Loving God and His kingdom is most important. Can you say that with me?"

KIDS AND HOST: **[Bottom Line]** "Loving God and His kingdom is most important."

HOST: "Great job! Let's get ready to learn more about that!"

15 min

Worship Option 1 | Amazing Music

5 min

Roll with You | Worship Song

What You Need

No supplies needed

5 min

Great Are You Lord | Worship Song

What You Need

No supplies needed

5 min

Memory Verse

What You Need

No supplies needed

What You Say:

AMAZING MUSIC

WORSHIP LEADER: "Hi, friends! I'm so glad you're here. It's time to worship God! We're going to start with a song called 'Roll with You.' This song reminds us that no matter what's happening, we can choose to stay with God. When we sing this, we're saying, 'God, I trust You. I want to be with You every day. No matter what.' Let's stand and sing together.

SONG: "Roll with You" Dance Motion, Lyric or Instrumental Lyric Videos are available with Amazing Music on APlay

What You Say:

"You sounded wonderful! Worship helps us turn our thoughts and hearts toward God. It helps us remember that His way is good, and we can choose to follow Him in everything we do. Let's sing our next song called 'Great Are You Lord.'

SONG: "Great Are You Lord" Dance Motion, Lyric or Instrumental Lyric Videos are available with Amazing Music on APlay*

"God is so great! No matter what happens this week, know that God is good.

"Let's look at our Memory Verse. This verse is a part of a prayer Jesus taught His followers, including us, to pray. In the prayer, Jesus said, 'May what You want to happen be done on earth.' When He taught His followers to pray that, He was showing us that we can ask God to help the world look more like heaven. Jesus wanted us to understand that God's way is always the best way.

"Our Memory Verse this month is found in Matthew 6:10. I'll read it first, and then I will guide you through it!

SLIDE: Memory Verse

WORSHIP LEADER: *"May your kingdom come. May what you want to happen be done on earth as it is done in heaven" (Matthew 6:10 NIRV)."*

"Now, let me lead you through it! Repeat after me—nice and loud!"

WORSHIP LEADER: *"May your kingdom come."*

KIDS AND WORSHIP LEADER: *"May your kingdom come."*

WORSHIP LEADER: *"May what you want to happen."*

KIDS AND WORSHIP LEADER: *"May what you want to happen."*

WORSHIP LEADER: *"be done."*

KIDS AND WORSHIP LEADER: *"be done."*

WORSHIP LEADER: *"on earth as it is done in heaven."*

KIDS AND WORSHIP LEADER: *"on earth as it is done in heaven."*

WORSHIP LEADER: "Matthew 6:10!"

KIDS AND WORSHIP LEADER: "Matthew 6:10!"

WORSHIP LEADER: "This is a prayer we can pray any time! When we feel unsure, when we want to make a good choice, or when we want to show love, we can pray this verse. We can say, 'God, help Your way happen here—in my heart, my home, and my school.' God loves hearing this prayer from us, and He loves helping us live His way."

15 min

Bible Story

5 min

StoryLab Bible Story | Video

What You Need

No supplies needed

What You Do:

- Download the slides and have them ready to use. If you do not have screen capabilities, you have Orange's permission to enlarge and print the slides on paper.
- Confirm that your church has appropriate licensing to perform or play music and sound effects in your kids' environments (see above under Opener).
- Fill one of the small containers with the gold coins, and put the plastic pearl in the other container.
- Fill the clear bin with dirt, and put the small containers about two-thirds of the way into the bin. Remember which container has which treasure in it—you will get the one with the gold coin out first.
- Cover the small containers with more dirt.
- Place the bin of dirt and shovel on the table for the teaching.
- Place the fishing net on the table for the teaching.

5 min

So and So Show Bible Story | Video

What You Need

No supplies needed












What You Do:

- Download the slides and have them ready to use. If you do not have screen capabilities, you have Orange's permission to enlarge and print the slides on paper.
- Confirm that your church has appropriate licensing to perform or play music and sound effects in your kids' environments (see above under Opener).
- Fill one of the small containers with the gold coins, and put the plastic pearl in the other container.
- Fill the clear bin with dirt, and put the small containers about two-thirds of the way into the bin. Remember which container has which treasure in it—you will get the one with the gold coin out first.
- Cover the small containers with more dirt.
- Place the bin of dirt and shovel on the table for the teaching.
- Place the fishing net on the table for the teaching.

5 min

Bible Story (Live)

What You Need

 Storyteller	1
 Host	1
 Bible	1
 Table	1
 Clear bin	1
 Dirt—enough to fill most of the bin	1
 Small containers (Wooden would be best to symbolize treasure boxes.)	2
 Small shovel (e.g., a sandcastle shovel)	1
 Pretend gold coins	Several
 Big, plastic pearl	1
 Fishing net	1

What You Do:

- Download the slides and have them ready to use. If you do not have screen capabilities, you have Orange's permission to enlarge and print the slides on paper.
- Confirm that your church has appropriate licensing to perform or play music and sound effects in your kids' environments (see above under Opener).
- Fill one of the small containers with the gold coins, and put the plastic pearl in the other container.
- Fill the clear bin with dirt, and put the small containers about two-thirds of the way into the bin. Remember which container has which treasure in it—you will get the one with the gold coin out first.
- Cover the small containers with more dirt.
- Place the bin of dirt and shovel on the table for the teaching.
- Place the fishing net on the table for the teaching.

What You Say:

BIBLE STORY (STORYTELLER SCRIPT)

SLIDE: Theme Background

(Things to have ready: Set up the table at the front of the teaching area so the Storyteller can place their Bible on it and read from it. Bin filled with dirt and small shovel on the table. Treasure boxes buried in the dirt inside the bin. Fishing net on the table.)

INTRODUCTION

STORYTELLER: "Hi, friends! Welcome back to our Kingdom Quest! This month, we've been talking all about God's kingdom! The full title of our series this month is 'Kingdom Quest—Seeking the Greatest Treasure.'

"We're going to learn about God's kingdom all summer, but what is God's kingdom? Well, God is good, kind, just, trustworthy, and patient—among other things! And His kingdom is anywhere where He reigns. The kingdom is where the ways of the King are the way things run! And we want Him to spread that good kingdom everywhere!

"Before we get started learning more about God's kingdom, I want to play a little imagination game with you. Ready? Think about the coolest treasure you could ever find. It could be shiny, sparkly, colorful, glowing—whatever you want!

"Okay, are you thinking? Raise your hand if you're thinking about the coolest treasure you could find!

"Now show me with your hands ... is your treasure teeny tiny, like this?

(Pinch two fingers close together.)

"Or is it huge, like THIS?"

(Stretch arms wide.)

"Which is it? Teeny tiny or huge?"

(Pause while kids respond.)

"Very nice! Some big and small treasures I see! Now what if I told you that Jesus once told stories about treasure? Yep, real treasure! And a pearl so special, people would do anything to get it. These stories aren't about pirates or treasure maps ... but they are about something better.

"They show us what's most important. And today ... We get to dig into the stories ourselves."

SETTING UP THE STORY

STORYTELLER: "Jesus loved telling stories called parables! These simple stories are about things people saw every single day.

"People in Jesus' time walked past fields and gardens. They saw fishermen casting nets. They watched women baking bread. These were everyday moments, and Jesus used them to help people understand God's kingdom.

"When crowds gathered around Him, people stopped their work. They leaned in close. They knew Jesus was about to tell a story that would help their hearts understand something true.

"And today, we're going to look at two very short stories Jesus told.

"So let's get our hearts, imaginations, and listening ears ready ... because Jesus is about to show us what's most important."

wrapping up THE STORY

STORYTELLER: "Jesus told two little stories about hidden treasure and a pearl.

"The man who found the treasure in the field was so excited that he sold everything he had because he knew the treasure was worth it.

"The other man saw a pearl so beautiful that nothing else compared, so he joyfully gave up everything just to make it his.

"And Peter, Andrew, James, and John? When Jesus called them, they left their nets, their boats, even their plans for the day and beyond, because following Jesus was more important than anything else.

"And that's what our Bottom Line today is all about! Let's take a look.

SLIDE: Bottom Line

10 min

Closing

5 min

WHAT'S OUR PART IN THE STORY?

What You Need

No supplies needed

[Bottom Line] "Loving God and His kingdom is most important. Can you say that with me?"

(Host enters and joins in.)

KIDS, STORYTELLER, AND HOST: **[Bottom Line]** "Loving God and His kingdom is most important."

What You Say:

WHAT'S OUR PART IN THE STORY?

HOST: "This precious treasure and this priceless pearl are in your life too! This priceless treasure is knowing God and living in His kingdom. **[Bottom Line]** Loving God and His kingdom is most important."

"Sometimes, we might think other things are more important—our toys, our games, our plans, or the things we want. Those things might not be bad. It's okay to like your toys or want certain things."

"But Jesus tells us these stories to remind us: God's love is the greatest treasure we could ever have. When we put God first, when we choose to follow Him, we find something better than anything we could buy or own."

"So how do you live like God is most important? You can live your life like God is the most important and talk to Him about everything! You can go throughout your day and say things like: 'Hi, God. I really like this sandwich I'm having for lunch.' Or, 'I'm going to swim practice today, and I am really nervous.'"

"Since God wants to be your closest friend, treat Him like the most important by talking to Him all day about everything."

"You can also show that God is most important by spending time getting to know Him. God gave you the Bible so you can get to know who He is! And someone who has been His friend for a long time can help you learn about Him too."

"You can also live like God is most important by trying your best to follow His ways. He is loving, joyful, patient, kind, and trustworthy, so as you are those things, you're showing that He is important!"

5 min

PRAYER

What You Need

No supplies needed

"God has given you the biggest, most precious, most priceless treasure of all—loving Him and living in His kingdom. Let's make this treasure of being God's friend the most important!"

What You Say:

PRAYER

STORYTELLER OR HOST: "Let's take a quiet moment to pray together, friends. You can close your eyes and get still as we talk to Jesus."

"God, thank You for loving us so much. Thank You for showing us that Your kingdom is the greatest treasure we could ever have. Help us live like You are the greatest treasure! Help us love You with our whole hearts. Help us follow You each day. And help us show Your love to others, so they can know how important You are too. We love You, and we pray these things in Jesus' name. Amen."

(Dismiss kids to Small Groups.)

AUDIO: Play calm music as the kids exit.

SLIDE: Theme

Optional Video (Media Package): Theme Loop

Getting Ready | K3 Large Group

GETTING READY

Here's everything you need to know to get ready for this week.

APlay

APlay is your all-in-one presentation, preparation, and curriculum ecosystem that saves you time and money. APlay is free with your curriculum subscription! APlay offers powerful tools that build media playlists, compile curriculum documents, auto-update supply lists by child count, cast media to screens, and so much more.

Built to work in harmony with your curriculum, APlay Service Builder allows leaders to drop in, toggle on and off, or customize teaching plans, worship elements, and media assets in seconds. For even more value, upgrade to Amazing+ to unlock the parent app, Parent+.

Story: Communicating God's Truth in Engaging Ways (25 minutes)
Worship: Inviting People to Respond to God (10 minutes)

1. Opener

What You Need:

- Host
- Floor tape
- 6 balloons that are each a different color (Have more just in case for backup!)
- 3 Hula Hoops®
- 3 leaders
- 6 kid volunteers

Music and Sound Effects:

- Upbeat music to use as kids enter the room
- Upbeat music to use for the game

Large Group Visuals:

- Theme Slide
- "Balloon Dash! Title" Slide
- Bottom Line Slide

Optional Videos:

- Theme Loop
- Countdown
- Theme Intro

What You Do:

- Download the slides or optional videos and have them ready to use. If you do not have screen capabilities, you have Orange's permission to enlarge and print the slides on paper.

- Download music and/or sound effects on an authorized basis from a resource such as Apple Music®, Amazon Music®, and/or a sound effect library and have it ready to play. Or, if you choose to stream music, refer to the terms and conditions of your streaming service. Note that you will likely need a commercial license in order to stream music publicly. Also confirm that your church has appropriate licensing to perform music and sound effects in your kids' environments, such as a blanket PERFORMmusic™ license from CCS. *Note: Legally, a song and/or sound effect belongs to the songwriter/composer who created it and the publisher who markets it. Performance rights organizations (PROs) license public performances (live or recorded) of their members' music. PROs in the U.S. are ASCAP, BMI, and SESAC. It is up to you to make sure your church has permission to perform or play a recording of a song and/or sound effect.*
- Make a start and finish line in the game area with floor tape.
- Blow up six different colored balloons (Have extra on hand if a couple pop!)
- Line up the balloons on the start line.
- Place the Hula Hoops® in the game area.
- Pre-determine three leaders to spread out across the room and hold a Hula Hoop® during the game.

2. Worship and Memory Verse

What You Need:

- Worship Leader(s)

Music and Sound Effects:

- "Roll with You" - available on APlay with Amazing Music
- "Great Are You Lord" - available on APlay with Amazing Music

Large Group Visuals:

- Theme Slide
- Memory Verse Slide

What You Do:

- If you are utilizing the suggested songs from **Amazing Music-**, search for your desired video resource for each song under the Worship section on APlay and add to your service!
- You can access Amazing Music's Dance Motion, Lyric, and Instrumental Videos in APlay under the Worship section.
- Amazing Music Song Trainings are available in Amazing Leaders and FREE on YouTube. <https://www.youtube.com/@AmazingKidsMusic>
- If you are utilizing **the Orange Kids Music** suggestions, simply purchase and download from Store.ThinkOrange.com! You can upload these into APlay for easy use with your 252 curriculum.
- Dance Motion Videos and Lyrics Videos are available for Orange Kids Music songs. For more information, visit Store.ThinkOrange.com.

- *Make sure your church has obtained licensing rights to play or perform music. You can obtain a license to perform worship music from Christian Copyright Licensing International (www.ccli.com). It covers over 200,000 worship songs for congregational singing. You are responsible for including the copyright information on all songs reproduced under the Church Copyright License (including song lyrics projected onscreen). This includes the song title, writer credit(s), copyright notice, and your church's CCLI license number. You can include this information on one of the lyric slides, or you can create a separate slide detailing this information, but the copyright information must appear at least once for each song you play or perform. For example:*

*"Hallelujah" words and music by John Doe
©2000 Good Music Co.
CCLI License # 0000*

3. Bible Story

What You Need:

- Storyteller
- Host
- Bible
- Table
- Clear bin
- Dirt—enough to fill most of the bin
- Two small containers (Wooden would be best to symbolize treasure boxes.)
- Small shovel (e.g., a sandcastle shovel)
- Pretend gold coins
- One big, plastic pearl
- Fishing net

Music and Sound Effects:

- Calm music to use as kids exit the room

Large Group Visuals:

- Theme Background Slide
- Bottom Line Slide
- Theme Slide

Optional Video:

- Theme Loop

Optional Video: (available in APlay)

Our Large Group scripts are interchangeable with these videos so you can plug and play the way you need to each week.

For 252 Kids (Kindergarten through 3rd grade):

- StoryLab: Invite elementary kids to engage with inquisitive young hosts as they explore core biblical truths and stories in a STEAM-inspired setting.

For 252 Preteen (4th and 5th grade):

- The So & So Show: Guide preteens to explore questions of faith through a YouTube-style show full of humor and lots of zany fun.

Additional environment enhancements including:

- Motion graphics, including loops
- Countdown video

What You Do:

- Download the slides and have them ready to use. If you do not have screen capabilities, you have Orange's permission to enlarge and print the slides on paper.
- Confirm that your church has appropriate licensing to perform or play music and sound effects in your kids' environments (see above under Opener).
- Fill one of the small containers with the gold coins, and put the plastic pearl in the other container.
- Fill the clear bin with dirt, and put the small containers about two-thirds of the way into the bin. Remember which container has which treasure in it—you will get the one with the gold coin out first.
- Cover the small containers with more dirt.
- Place the bin of dirt and shovel on the table for the teaching.
- Place the fishing net on the table for the teaching.

Supplies

Large Group Game Balloon Dash!		Quantity
1.	Host	1
2.	Floor tape	1
3.	balloons that are each a different color (Have more just in case for backup!)	6
4.	Hula Hoops®	3
5.	Leaders	3
6.	Kid volunteers	6

Bible Story (Live)		Quantity
1.	Storyteller	1
2.	Host	1
3.	Bible	1
4.	Table	1
5.	Clear bin	1
6.	Dirt—enough to fill most of the bin	1
7.	Small containers (Wooden would be best to symbolize treasure boxes.)	2
8.	Small shovel (e.g., a sandcastle shovel)	1
9.	Pretend gold coins	Several
10.	Big, plastic pearl	1
11.	Fishing net	1