

WEEK

ONE

3-5's | W1

Today's Suggested Schedule—April 2026, Week 1

Today's Bible Story: Easter • Matthew 26:31-32, 36, 47-50; 27:1-2, 11-66; 28:1-8

Jesus is alive.

Key Question: Who wants to be your friend forever?

Bottom Line: Jesus wants to be my friend forever.

Memory Verse: "I have called you friends." • John 15:15 NIV

Loud sounds, bright lights, and large groups can be overwhelming or overstimulating for some children. To create a more inclusive large group experience, consider offering adaptive tools like noise-canceling headphones, sunglasses, sensory-friendly items, or access to modified spaces.

Prelude: Setting the tone for the experience

See the **Getting Ready** pages at the end of this document for a detailed description of what you'll need for today.

In the **Prelude** folder of your curriculum, you'll find a variety of other resources to help you prepare.

Small Group (15 minutes)

Social: Providing time for fun interaction

Roll Away the Stone Relay

Find Jesus

In the Rocks

Large Group (20 minutes)

Worship: Inviting people to respond to God

Story: Communicating God's truth in engaging ways

Worship

Bible Story

Prayer

Small Group (25 minutes)

Groups: Creating a safe place to connect

Memory Verse with Motions

He Is Not Here!

Easter Bingo!

1, 2, 3 Hopscotch

Jesus Is Alive!

Journal and Prayer

Home: Prompting action beyond the experience

Going Home

Memory Verse Card

Parent Cue Card (print or email)

Parent Cue App

*Allergy Alert



Bible Story

Easter • Matthew 26:31-32, 36, 47-50; 27:1-2, 11-66; 28:1-8

Jesus is alive.

Key Question

Who wants to be your friend forever?

Bottom Line

Jesus wants to be my friend forever.

Memory Verse

"I have called you friends." • John 15:15 NIV

11 min

Worship

3 min

Worship Opener

What You Need

No supplies needed

3 min

OPTION 1 (Amazing Music)

What You Need

No supplies needed

WORSHIP LEADER: "Hi, friends! My name is [your name], and I am so happy to see you today!"

"It's time to celebrate! (*Pat legs.*) Hip, hip, (*throw arms in the air*) hooray! Can you do that with me?"

CHILDREN and WORSHIP LEADER: (*Pat legs.*) "Hip, hip, (*throw arms in the air*) hooray!"

WORSHIP LEADER: "Again!"

CHILDREN and WORSHIP LEADER: (*Pat legs.*) "Hip, hip, (*throw arms in the air*) hooray!"

WORSHIP LEADER: "Great job! When we come to worship, we are celebrating God and His Son, Jesus. God made everything—(*make a mountain peak over your head with your arms*) the big, tall mountains ... (*make a fish with your hands*) the fish that swim in the deep, blue sea ... (*point to children*) even you! God made every single person. That is definitely something to celebrate. Let's celebrate God by saying (*pat legs*) 'hip, hip, (*throw arms in the air*) hooray!' Ready?"

CHILDREN and WORSHIP LEADER: (*Pat legs.*) "Hip, hip, (*throw arms in the air*) hooray!"

WORSHIP LEADER: "And (*point up*) God (*cross arms over chest*) loves us so much He gave us Jesus, His only Son. Let's celebrate again. Ready?"

CHILDREN and WORSHIP LEADER: (*Pat legs.*) "Hip, hip, (*throw arms in the air*) hooray!"

WORSHIP LEADER: "And here is something else we can celebrate: Jesus wants to be our friend forever. He wants to help us be friends with God! Let's say 'hip, hip, hooray' one more time."

CHILDREN and WORSHIP LEADER: (*Pat legs.*) "Hip, hip, (*throw arms in the air*) hooray!"

WORSHIP LEADER: "Now, let's stand up, and let's continue celebrating Jesus."

SONG: "Give Me Oil in My Lamp" Preschool Video is available from Amazing Music.

5 min

OPTION 2 (Orange Kids Music)**What You Need**

No supplies needed

"Great singing, friends! Now, let's learn some words from the Bible. These are words that Jesus said. (*Open hands like a book.*) Are you ready? Watch me say the words from the Bible and do the motions, and then you can do them with me!

Note: A video of the Memory Verse Motions is available in the Prelude folder and on Pinterest.

"I(*point up*) have called you (*point to others*) friends" (*hook index fingers twice*) John 15:15 (*open hands like a book*).

"Can you do that with me?"

Lead children to say the Memory Verse with Hand Motions once or twice.

"Great job! Jesus calls us friends, and He wants us to follow Him. Let's sing one more song together.

SONG: "I Have Decided to Follow Jesus" Preschool Video is available from Amazing Music.

"Thanks for celebrating Jesus with me! **[Transition]** And now it's time to turn around (*spin around*) ... sit down (*sit down*) ... shake the wiggles out (*wiggle hands*) ... so we can hear (*cup hands behind ears*) what the story's all about!"

WORSHIP LEADER: "Now, let's stand up, and let's celebrate Jesus!"

SONG: "I've Got a Friend" is available on store.thinkorange.com.

"Great singing, friends! Let's sing one more song together.

SONG: "My Forever Friend" is available on store.thinkorange.com.

"Thanks for celebrating Jesus with me! **[Transition]** And now it's time to turn around (*spin around*) ... sit down (*sit down*) ... shake the wiggles out (*wiggle hands*) ... so we can hear (*cup hands behind ears*) what the story's all about!"

19 min

Bible Story Section (Rug)

8 min

Wonder Bible Story (Video)


What You Need


No supplies needed

8 min

Bible Story

What You Need

 Bible

 Optional: Cardstock

0

1

What You Do:

- Download the Large Group Visuals to display on a device or screen or copy on cardstock.

LEADER: "Hello, friends! My name is [your name]."

"Tell me: do you ever pretend to rescue something? Maybe you are pretending to be a firefighter, and you (*pretend to turn a steering wheel*) drive your fire truck to save people from a fire. Then you celebrate and say: (*pat legs*) 'Hip, hip, (*throw arms in the air*) hooray!' Can you say that with me?"

CHILDREN and LEADER: (*Pat legs.*) "Hip, hip, (*throw arms in the air*) hooray!"

LEADER: "Well, sometimes we do wrong things, and that keeps us from being close friends with God. So, God sent His Son, Jesus, to rescue US! Everybody, say: (*pat legs*) 'Hip, hip, (*throw arms in the air*) hooray!'"

CHILDREN and LEADER: (*Pat legs.*) "Hip, hip, (*throw arms in the air*) hooray!"

LEADER: "Jesus loves us SO much that He came to rescue us. That's what Easter is all about. Are you ready for the true story of Easter? (*Listen.*) It's a true story from the Bible!"

Open the Bible for children to see, then set it down.

SLIDE: Story Image W1 01 (Jesus and disciples at Last Supper)

"One day, Jesus ate a special meal with His friends, the disciples. Jesus told His friends that soon He would have to die. It was terrible news! Jesus said that after He died, He would come back to life! But the disciples did not understand what that meant.

SLIDE: Story Image W1 02 (Jesus is arrested)

"After they ate, Jesus and the disciples went to a garden to pray. But one of Jesus' friends, named Judas, went and found the people who did not like Jesus, and he brought them to the garden! Soldiers took Jesus away, even though He never did anything wrong!

SLIDE: Story Image W1 03 (Mary at the cross)

(Simple and somber.) "They put Jesus on a cross, which hurt Him and He died. *(Growing awe and excitement.)* But ... Jesus is so powerful that when He died, the earth shook! It was an earthquake. Can you shake your body and say: *(Shake your arms and legs.)* "Rumble, rumble, rumble, rumble, rumble!"

CHILDREN and LEADER: *(Shake your arms and legs.)* "Rumble, rumble, rumble, rumble, rumble!"

LEADER: "Great job! You can stop shaking now.

"All of Jesus' friends were so sad because Jesus died, but they didn't remember that Jesus said He would come back.

"They put Jesus' body in a tomb, which is like a cave. A huge stone was rolled in front of the tomb, and soldiers stood nearby so no one could get in.

"Three days went by. Can you count to three with me?"

CHILDREN and LEADER: *(Hold up your fingers as you count.)* "One ... two ... three."

LEADER: "Then, on the third day, early in the morning, two women who were friends with Jesus went to the tomb. Before they got there, the earth shook again. It was another earthquake. Shake like an earthquake again!"

CHILDREN and LEADER: *(Shake your arms and legs.)* "Rumble, rumble, rumble, rumble, rumble!"

LEADER: "Great job! I need you to stop shaking because the next part of the story is SO amazing.

SLIDE: Story Image W1 04 (Angel rolls the stone away)

(Lean in and speak a little quieter, with awe and growing excitement.) "The earth shook because an ANGEL came to the tomb, and the angel rolled the huge stone away. The soldiers were so scared of the angel that they fell down!

Hold one arm up in front of you, flexed at the elbow. Place the elbow in the palm of the opposite hand, and then let your flexed arm fall on top of the opposite arm.

"Boom! And then, the angel SPOKE to the women.

The angel said to the women, "Don't be afraid. I know that you are looking for Jesus ... He is not here! He has risen, just as he said he would!" (Matthew 28:5-7 NIV).

"The angel said that Jesus is alive! (*Pat legs.*) Hip, hip, (*throw arms in the air*) hooray! Jesus is alive! Say that with me.

CHILDREN and LEADER: (*Pat legs.*) "Hip, hip, (*throw arms in the air*) hooray! Jesus is alive!"

SLIDE: Story Image W1 05 (Excited women running)

LEADER: "The women were so excited! They RAN to tell all of Jesus' other friends the good news.

"Let's run together and pretend to tell everyone the good news that Jesus is alive. Ready? Come with me!

Run with the children to the other side of the room.

"Okay, let's say: (*pat legs*) 'Hip, hip, (*throw arms in the air*) hooray! Jesus is alive! Ready?"

CHILDREN and LEADER: (*Pat legs.*) "Hip, hip, (*throw arms in the air*) hooray! Jesus is alive!"

Repeat a few times in different parts of the room as long as time and interest allow.

LEADER: "Friends, Jesus is alive! He loves all of us so much that He died and came back to life so we can be friends with (*point up*) God. Jesus rescued us ... all because Jesus wants to be our friend forever. Jesus wants to be your friend forever, and **[Bottom Line] Jesus wants to be my friend forever.**

"Tell me: Who wants to be your friend forever?"

CHILDREN and LEADER: **[Bottom Line] "Jesus wants to be my friend forever."**

LEADER: "Yes, **[Bottom Line] Jesus wants to be my friend forever.**

Pick up and close Bible.

[Transition] "Our story time is over, but we're not through. Let's talk to God because God loves you!"

LEADER: "Dear God, thank You so much for sending Jesus to rescue us so we can be friends with You. You are the best, God. Help us follow Jesus always. We pray in Jesus' name. Amen."

Preschool

First Look

April - Week 1

What You Need

No supplies needed

Getting Ready | 3-5's Rug Large Group

GETTING READY

Here's everything you need to know to get ready for this week.

Gather children for a Large Group time that includes interactive Worship and the Bible Story. The Rug Script is written for those who pull their children to a rug (or area) to one side of their preschool space to tell the Bible Story. If you gather your preschoolers together from multiple rooms and have a larger space on which to present the Bible Story, you may benefit from using the Stage Script.

APlay

Get the most out of your curriculum with **APlay! JoinAPlay.com** is an all-in-one media organization and presentation tool. Experience all of your Orange Curriculum media assets, now pre-built and fully customizable. No more sorting through multiple download folders.

APlay is free with your curriculum subscription and packed with features to help your weekly experience run smoother. APlay gives you more time to focus on what truly matters—more ministry, less media management with Apple TV-based media solutions.

WORSHIP: Inviting people to respond to God (10 minutes)

A leader and live instruments are recommended to sing along with the music tracks. Encourage children to be active during worship by incorporating the appropriate hand motions.

STORY: Communicating God's truth in engaging ways (10 minutes)

Choose an engaging adult to tell the Bible Story. This person should be able to command the attention of preschoolers and control the group through animated storytelling. These scripts are written to be "told" and not "read." Advance preparation is necessary.

1. Worship

What You Need:

- Worship Leader(s)

Music and Sound Effects:

- "Give Me Oil in My Lamp"—available on APlay with Amazing Music
- "I Have Decided to Follow Jesus"—available on APlay with Amazing Music
- "I've Got a Friend"—available on store.thinkorange.com
- "My Forever Friend"—available on store.thinkorange.com

Optional Videos (available for purchase):

- "I've Got a Friend" Dance Moves Music Video or Live Lyric Video—available on store.thinkorange.com
- "My Forever Friend" Dance Moves Music Video or Live Lyric Video—available on store.thinkorange.com

What You Do:

- Prepare all songs and have them ready to use.
- Check out the Ministry Leader Guide for more information.

2. Bible Story

What You Need:

- Bible
- *Option: Cardstock*

Large Group Visuals:

- Story Image W1 01
- Story Image W1 02
- Story Image W1 03
- Story Image W1 04
- Story Image W1 05

Optional Video: (available in APlay)

Our Large Group scripts are interchangeable with the *Wonder!* video so you can plug and play the way you need to each week. *Wonder! Look at God's Story* offers weekly videos to engage preschoolers with the Bible Story. Join our Bible storytellers, Treehouse friends, and, of course, Ollie the Owl to discover the wonder in God's story.

What You Do:

- Download the Large Group Visuals to display on a device or screen or copy on cardstock.

First Look Pinterest Page

Visit our Pinterest page to see craft samples and suggested supplies.
bit.ly/FL_HipHipHooray

Supplies

Bible Story	Quantity
1. Bible	0
2. Optional: Cardstock	1

WEEK

TWO

3-5's | W2

Today's Suggested Schedule—April 2026, Week 2

Today's Bible Story: Breakfast on the Beach • John 21:1-14

Jesus wants to be my friend forever.

Key Question: Who wants to be your friend forever?

Bottom Line: Jesus wants to be my friend forever.

Memory Verse: "I have called you friends." • John 15:15 NIV

Loud sounds, bright lights, and large groups can be overwhelming or overstimulating for some children. To create a more inclusive large group experience, consider offering adaptive tools like noise-canceling headphones, sunglasses, sensory-friendly items, or access to modified spaces.

Prelude: Setting the tone for the experience

See the **Getting Ready** pages at the end of this document for a detailed description of what you'll need for today.

In the **Prelude** folder of your curriculum, you'll find a variety of other resources to help you prepare.

Small Group (15 minutes)

Social: Providing time for fun interaction

Carry the Food
Hot Potato
Sand and Water

Large Group (20 minutes)

Worship: Inviting people to respond to God

Story: Communicating God's truth in engaging ways

Worship
Bible Story
Prayer

Small Group (25 minutes)

Groups: Creating a safe place to connect

Keepy Uppy
Picasso Bible Story
Picnic with Jesus
Friend, Friend, Forever!
Party in a Bag
Journal and Prayer

Home: Prompting action beyond the experience

Going Home
Memory Verse Card
Parent Cue Card (print or email)
Parent Cue App

*Allergy Alert



Bible Story

Breakfast on the Beach • John 21:1-14

Jesus wants to be my friend forever.

Key Question

Who wants to be your friend forever?

Bottom Line

Jesus wants to be my friend forever.

Memory Verse

"I have called you friends." • John 15:15 NIV

11 min

Worship

3 min

Worship Opener

What You Need

No supplies needed

3 min

OPTION 1 (Amazing Music)

Worship Leader enters.

WORSHIP LEADER: "Hi, friends! My name is [your name], and I am so happy to see you today!"

"It's time to celebrate! (*Pat legs.*) Hip, hip, (*throw arms in the air*) hooray! Can you do that with me?"

CHILDREN and WORSHIP LEADER: (*Pat legs.*) "Hip, hip, (*throw arms in the air*) hooray!"

WORSHIP LEADER: "Again!"

CHILDREN and WORSHIP LEADER: (*Pat legs.*) "Hip, hip, (*throw arms in the air*) hooray!"

WORSHIP LEADER: "Great job! When we come to worship, we are celebrating God and His Son, Jesus. God made everything—(*make a mountain peak over your head with your arms*) the big, tall mountains ... (*make a fish with your hands*) the fish that swim in the deep, blue sea ... (*point to children*) even you! God made every single person. That is definitely something to celebrate. Let's celebrate God by saying (*pat legs*) 'hip, hip, (*throw arms in the air*) hooray!' Ready?"

CHILDREN and WORSHIP LEADER: (*Pat legs.*) "Hip, hip, (*throw arms in the air*) hooray!"

WORSHIP LEADER: "And (*point up*) God (*cross arms over chest*) loves us so much He gave us Jesus, His only Son. Let's celebrate again. Ready?"

CHILDREN and WORSHIP LEADER: (*Pat legs.*) "Hip, hip, (*throw arms in the air*) hooray!"

WORSHIP LEADER: "And here is something else we can celebrate: Jesus wants to be our friend forever. He wants to help us be friends with God! Let's say 'hip, hip, hooray' one more time."

CHILDREN and WORSHIP LEADER: (*Pat legs.*) "Hip, hip, (*throw arms in the air*) hooray!"

WORSHIP LEADER: "Now, let's stand up, and let's continue celebrating Jesus."

What You Need

No supplies needed

5 min

OPTION 2 (Orange Kids Music)**What You Need**

No supplies needed

SONG: "Give Me Oil in My Lamp" Preschool Video is available from Amazing Music.

"Great singing, friends! Now, let's learn some words from the Bible. These are words that Jesus said. (*Open hands like a book.*) Are you ready? Watch me say the words from the Bible and do the motions, and then you can do them with me!

Note: A video of the Memory Verse Motions is available in the Prelude folder and on Pinterest.

"I(*point up*) have called you (*point to others*) friends" (*hook index fingers twice*) John 15:15 (*open hands like a book*).

"Can you do that with me?"

Lead children to say the Memory Verse with Hand Motions once or twice.

"Great job! Jesus calls us friends, and He wants us to follow Him. Let's sing one more song together.

SONG: "I Have Decided to Follow Jesus" Preschool Video is available from Amazing Music.

"Thanks for celebrating Jesus with me! **[Transition]** And now it's time to turn around (*spin around*) ... sit down (*sit down*) ... shake the wiggles out (*wiggle hands*) ... so we can hear (*cup hands behind ears*) what the story's all about!"

WORSHIP LEADER: "Now, let's stand up, and let's celebrate Jesus!"

SONG: "I've Got a Friend" is available on store.thinkorange.com.

"Great singing, friends! Let's sing one more song together.

SONG: "My Forever Friend" is available on store.thinkorange.com.

"Thanks for celebrating Jesus with me! **[Transition]** And now it's time to turn around (*spin around*) ... sit down (*sit down*) ... shake the wiggles out (*wiggle hands*) ... so we can hear (*cup hands behind ears*) what the story's all about!"

19 min

Bible Story Section (Rug)

8 min

Wonder Bible Story (Video)


What You Need

No supplies needed


8 min

Bible Story

What You Need

 Bible

0

 Optional: Cardstock

1

What You Do:

- Download the Large Group Visuals to display on a device or screen or copy on cardstock.

LEADER: "Hello, friends! I'm [your name], and I can't wait to tell you a true story from the Bible found in the book of John.

Open the Bible for children to see, then set it down.

"Today's Bible story begins with Jesus' friends, the disciples. The disciples had been sad because Jesus died, but Jesus came back just like He said He would.

SLIDE: Story Image W2 01 (Disciples fishing)

"One night, the disciples got into a boat and went fishing on the lake. Can you pretend to throw out your fishing net?

Hold up your fingers as you count.

"One ... two ... three ... throw!

Pretend to throw a fishing net into the water.

"Again! One ... two ... three ... throw!

Pretend to throw a fishing net into the water.

"All through the dark night, the disciples threw their nets into the water. But they did not catch a single fish!

SLIDE: Story Image W2 02 (Jesus on the beach)

"Early in the morning, they saw a Man standing on the shore. It was Jesus! But the disciples did not recognize Him at first.

Cup hands around mouth as if calling from a distance.

*He called out to them, 'Friends, don't you have any fish?'
'No,' they answered. (John 21:5 NIRV)*

"Then Jesus told them:

'Throw your net on the right side of the boat. There you will find some fish' (John 21:6 NIRV).

SLIDE: Story Image W2 03 (Disciples fish on the other side of the boat)

"And when they did, they caught so many fish that the net was too full to pull into the boat!

"Do you want to hear something amazing? One of the disciples was named Peter, and when Peter first met Jesus, the same thing happened! This wasn't the first time! When it happened the first time, Peter had been fishing all night and didn't catch any fish, but when he put out his nets like Jesus said, he caught SO MANY fish! And when Peter followed Jesus's instructions again, he caught a bunch of fish this time too!

"Everybody, make a fish with your hands and swim your fish toward me.

Make a fish with your hands and swim your fish forward.

"Oh, that's a lot of fish!

"Another disciple named John remembered this and knew the Man on the beach must be Jesus! Peter was so excited that he jumped right out of the boat and swam to shore!

"Let's pretend to swim to Jesus like Peter.

Pretend to swim.

"You are such good pretend swimmers!

"Peter swam to the shore, and the disciples followed in the boat, pulling the heavy net full of fish.

SLIDE: Story Image W2 04 (Breakfast on the beach)

"When they reached the shore, they saw that Jesus had made a fire and cooked some bread and fish. Jesus is God's Son, and He made breakfast for His friends! He wanted to spend time with them, so they ate breakfast together on the beach.

"Jesus (*cross arms over chest*) loves us so much that He wants to spend time with us, too, because Jesus wants to be our friend forever. Jesus wants to be your friend forever, and **[Bottom Line] Jesus wants to be my friend forever.** Who wants to be your friend forever?"

CHILDREN and LEADER: [Bottom Line] "Jesus wants to be my friend forever."

3 min

Prayer

What You Need

No supplies needed

LEADER: "Let's say, (*pat legs*) 'Hip, hip, (*throw arms in the air*) hooray!' for our friend Jesus. Ready?"

CHILDREN and LEADER: (*Pat legs.*) "Hip, hip, (*throw arms in the air*) hooray!"

Pick up and close Bible.

LEADER: [Transition] "Our story time is over, but we're not through. Let's talk to God because God loves you!"

LEADER: "Dear God, thank You for our friend, Jesus. Thank You that He loves us and that He came to rescue us so we can be friends forever. We pray in Jesus' name. Amen."

Getting Ready | 3-5's Rug Large Group

GETTING READY

Here's everything you need to know to get ready for this week.

Gather children for a Large Group time that includes interactive Worship and the Bible Story. The Rug Script is written for those who pull their children to a rug (or area) to one side of their preschool space to tell the Bible Story. If you gather your preschoolers together from multiple rooms and have a larger space on which to present the Bible Story, you may benefit from using the Stage Script.

APlay

Get the most out of your curriculum with **APlay! JoinAPlay.com** is an all-in-one media organization and presentation tool. Experience all of your Orange Curriculum media assets, now pre-built and fully customizable. No more sorting through multiple download folders.

APlay is free with your curriculum subscription and packed with features to help your weekly experience run smoother. APlay gives you more time to focus on what truly matters—more ministry, less media management with Apple TV-based media solutions.

WORSHIP: Inviting people to respond to God (10 minutes)

A leader and live instruments are recommended to sing along with the music tracks. Encourage children to be active during worship by incorporating the appropriate hand motions.

STORY: Communicating God's truth in engaging ways (10 minutes)

Choose an engaging adult to tell the Bible Story. This person should be able to command the attention of preschoolers and control the group through animated storytelling. These scripts are written to be "told" and not "read." Advance preparation is necessary.

1. Worship

What You Need:

- Worship Leader(s)

Music and Sound Effects:

- "Give Me Oil in My Lamp"—available on APlay with Amazing Music
- "I Have Decided to Follow Jesus"—available on APlay with Amazing Music
- "I've Got a Friend"—available on store.thinkorange.com
- "My Forever Friend"—available on store.thinkorange.com

Optional Videos (available for purchase):

- "I've Got a Friend" Dance Moves Music Video or Live Lyric Video—available on store.thinkorange.com
- "My Forever Friend" Dance Moves Music Video or Live Lyric Video—available on store.thinkorange.com

What You Do:

- Prepare all songs and have them ready to use.
- Check out the Ministry Leader Guide for more information.

2. Bible Story

What You Need:

- Bible
- *Option: Cardstock*

Large Group Visuals:

- Story Image W2 01
- Story Image W2 02
- Story Image W2 03
- Story Image W2 04

Optional Video: (available in APlay)

Our Large Group scripts are interchangeable with the *Wonder!* video so you can plug and play the way you need to each week. *Wonder! Look at God's Story* offers weekly videos to engage preschoolers with the Bible Story. Join our Bible storytellers, Treehouse friends, and, of course, Ollie the Owl to discover the wonder in God's story.

What You Do:

- Download the Large Group Visuals to display on a device or screen or copy on cardstock.

First Look Pinterest Page

Visit our Pinterest page to see craft samples and suggested supplies.
bit.ly/FL_HipHipHooray

Supplies

Bible Story	Quantity
1. Bible	0
2. Optional: Cardstock	1

WEEK

THREE

3-5's | W3

Today's Suggested Schedule—April 2026, Week 3

Today's Bible Story: Great Commission • Matthew 28:16-20
I can tell others about Jesus.

Key Question: Who wants to be your friend forever?

Bottom Line: Jesus wants to be my friend forever.

Memory Verse: "I have called you friends." • John 15:15 NIV

Loud sounds, bright lights, and large groups can be overwhelming or overstimulating for some children. To create a more inclusive large group experience, consider offering adaptive tools like noise-canceling headphones, sunglasses, sensory-friendly items, or access to modified spaces.

Prelude: Setting the tone for the experience

See the **Getting Ready** pages at the end of this document for a detailed description of what you'll need for today.

In the **Prelude** folder of your curriculum, you'll find a variety of other resources to help you prepare.

Small Group (15 minutes)

Social: Providing time for fun interaction

Walkie Talkie and Move

On the Move

Where Will You Go?

Large Group (20 minutes)

Worship: Inviting people to respond to God

Story: Communicating God's truth in engaging ways

Worship

Bible Story

Prayer

Small Group (25 minutes)

Groups: Creating a safe place to connect

Parachuting Memory Verses

Bible Story Actions

Go and Tell STEM*

Go and Tell a Friend

Share the News Journal and Prayer

Home: Prompting action beyond the experience

Going Home

Memory Verse Card

Parent Cue Card (print or email)

Parent Cue App

*Allergy Alert



Bible Story

Great Commission • Matthew 28:16-20
I can tell others about Jesus.

Key Question

Who wants to be your friend forever?

Bottom Line

Jesus wants to be my friend forever.

Memory Verse

"I have called you friends." • John 15:15 NIV

11 min

Worship

3 min

Worship Opener

What You Need

No supplies needed

3 min

OPTION 1 (Amazing Music)

What You Need

No supplies needed

WORSHIP LEADER: "Hi, friends! My name is [your name], and I am so happy to see you today!

"It's time to celebrate! (*Pat legs.*) Hip, hip, (*throw arms in the air*) hooray! Can you do that with me?"

CHILDREN and WORSHIP LEADER: (*Pat legs.*) "Hip, hip, (*throw arms in the air*) hooray!"

WORSHIP LEADER: "Again!"

CHILDREN and WORSHIP LEADER: (*Pat legs.*) "Hip, hip, (*throw arms in the air*) hooray!"

WORSHIP LEADER: "Great job! When we come to worship, we are celebrating God and His Son, Jesus. God made everything—(*make a mountain peak over your head with your arms*) the big, tall mountains ... (*make a fish with your hands*) the fish that swim in the deep, blue sea ... (*point to children*) even you! God made every single person. That is definitely something to celebrate. Let's celebrate God by saying (*pat legs*) 'hip, hip, (*throw arms in the air*) hooray!' Ready?"

CHILDREN and WORSHIP LEADER: (*Pat legs.*) "Hip, hip, (*throw arms in the air*) hooray!"

WORSHIP LEADER: "And (*point up*) God (*cross arms over chest*) loves us so much He gave us Jesus, His only Son. Let's celebrate again. Ready?"

CHILDREN and WORSHIP LEADER: (*Pat legs.*) "Hip, hip, (*throw arms in the air*) hooray!"

WORSHIP LEADER: "And here is something else we can celebrate: Jesus wants to be our friend forever. He wants to help us be friends with God! Let's say 'hip, hip, hooray' one more time."

CHILDREN and WORSHIP LEADER: (*Pat legs.*) "Hip, hip, (*throw arms in the air*) hooray!"

WORSHIP LEADER: "Now, let's stand up, and let's continue celebrating Jesus.

SONG: "Give Me Oil in My Lamp" Preschool Video is available from Amazing Music.

5 min

OPTION 2 (Orange Kids Music)**What You Need**

No supplies needed

"Great singing, friends! Now, let's learn some words from the Bible. These are words that Jesus said. (*Open hands like a book.*) Are you ready? Watch me say the words from the Bible and do the motions, and then you can do them with me!

Note: A video of the Memory Verse Motions is available in the Prelude folder and on Pinterest.

"I(*point up*) have called you (*point to others*) friends" (*hook index fingers twice*) John 15:15 (*open hands like a book*).

"Can you do that with me?"

Lead children to say the Memory Verse with Hand Motions once or twice.

"Great job! Jesus calls us friends, and He wants us to follow Him. Let's sing one more song together.

SONG: "I Have Decided to Follow Jesus" Preschool Video is available from Amazing Music.

"Thanks for celebrating Jesus with me! **[Transition]** And now it's time to turn around (*spin around*) ... sit down (*sit down*) ... shake the wiggles out (*wiggle hands*) ... so we can hear (*cup hands behind ears*) what the story's all about!"

WORSHIP LEADER: "Now, let's stand up, and let's celebrate Jesus!"

SONG: "I've Got a Friend" is available on store.thinkorange.com.

"Great singing, friends! Let's sing one more song together.

SONG: "My Forever Friend" is available on store.thinkorange.com.

"Thanks for celebrating Jesus with me! **[Transition]** And now it's time to turn around (*spin around*) ... sit down (*sit down*) ... shake the wiggles out (*wiggle hands*) ... so we can hear (*cup hands behind ears*) what the story's all about!"

19 min

Bible Story Section (Rug)

8 min

Wonder Bible Story (Video)


What You Need

No supplies needed


8 min

Bible Story

What You Need

 Bible

0

 Optional: Cardstock

1

What You Do:

- Download the Large Group Visuals to display on a device or screen or copy on cardstock.

LEADER: "Hello, friends! I'm [your name], and I can't wait to tell you a true story from the Bible.

Open the Bible for children to see, then set it down.

SLIDE: Story Image W3 01 (Disciples walking up a mountain)

"When Jesus came back to life, His friends were so excited. *(Pat legs.)* Hip, hip, *(throw arms in the air)* hooray! Jesus is alive!

"But Jesus knew that in a little while, He would go back to heaven to be with God. So, Jesus asked His friends, the disciples, to meet Him on a mountain so He could give them some special instructions.

"Stand up and let's pretend to climb a mountain.

Pretend to climb a mountain.

"The disciples climbed up, up, all the way to the top of the mountain. Good job, friends! Let's sit down.

SLIDE: Story Image W3 02 (Jesus with the disciples on mountain)

"The disciples were so happy and amazed to see Jesus again. They worshiped Him because they knew that Jesus is God's Son!

"Jesus told His friends:

"All authority in heaven and on earth has been given to me" (Matthew 28:18 NIV).

"Authority is a big word that means someone is in charge. It's like when you play Simon Says. If I say, 'Simon says waves your hands in the air,' what would you do?"

Wave your hands in the air.

"Yes! We'd wave our hands in the air because Simon said to and Simon is in charge of the game."

"Well, Jesus is in charge of EVERYTHING, and Jesus gave the disciples a super-big job to do."

SLIDE: Story Image W3 03 (Disciple preaching)

"Jesus wanted His friends to go and tell other people about Him and help them to follow Him too. And not just the people next door or in the next town. Jesus wanted His friends to go all over the whole world to tell people about God's love and help them follow Jesus!"

"Wow! That's a huge job! Jesus wanted His disciples to tell everyone everywhere about Him no matter where they lived. He told them to teach them everything He had taught them. It was a big job! But Jesus gave them a promise too."

Cup hands behind ears.

"Let's listen very closely because this is a big promise."

Lean in and speak a little slower to add emphasis.

SLIDE: Story Image W3 04 (Jesus makes a promise)

"Jesus said:

"And you can be sure that I am always with you, to the very end"
(Matthew 28:20 NIV).

"Jesus' friends would not have to go tell people about Jesus all on their own. Jesus would be with them and help them all the time, everywhere they went!"

"Jesus will help us, too, because Jesus wants us to tell people about Him too! We can tell people about Jesus at home, at school, at church, and in the neighborhood—everywhere we go!"

"Let's practice right now. Let's say: **[Bottom Line] 'Jesus wants to be your friend forever!'** Ready?"

CHILDREN and LEADER: [Bottom Line] "Jesus wants to be your friend forever!"

LEADER: "Great job! We can tell others about Jesus, and we never have to do it alone. Jesus is always with us because Jesus wants to be your

3 min

Prayer

What You Need

No supplies needed

friend forever and **[Bottom Line]** Jesus wants to be my friend forever. Who wants to be your friend forever?"

CHILDREN and LEADER: **[Bottom Line]** "Jesus wants to be my friend forever."

LEADER: "Let's say, (*pat legs*) 'Hip, hip, (*throw arms in the air*) hooray!' for our friend Jesus. Ready?"

CHILDREN and LEADER: (*Pat legs.*) "Hip, hip, (*throw arms in the air*) hooray!"

Pick up and close Bible.

[Transition] "Our story time is over, but we're not through. Let's talk to God because God loves you!"

LEADER: "Dear God, Jesus is Your Son, and He has given us a big job. Help us tell everyone everywhere that Jesus loves them and wants to be their friend forever. We pray in Jesus' name. Amen."

Getting Ready | 3-5's Rug Large Group

GETTING READY

Here's everything you need to know to get ready for this week.

Gather children for a Large Group time that includes interactive Worship and the Bible Story. The Rug Script is written for those who pull their children to a rug (or area) to one side of their preschool space to tell the Bible Story. If you gather your preschoolers together from multiple rooms and have a larger space on which to present the Bible Story, you may benefit from using the Stage Script.

APlay

Get the most out of your curriculum with **APlay!** JoinAPlay.com is an all-in-one media organization and presentation tool. Experience all of your Orange Curriculum media assets, now pre-built and fully customizable. No more sorting through multiple download folders.

APlay is free with your curriculum subscription and packed with features to help your weekly experience run smoother. APlay gives you more time to focus on what truly matters—more ministry, less media management with Apple TV-based media solutions.

WORSHIP: Inviting people to respond to God (10 minutes)

A leader and live instruments are recommended to sing along with the music tracks. Encourage children to be active during worship by incorporating the appropriate hand motions.

STORY: Communicating God's truth in engaging ways (10 minutes)

Choose an engaging adult to tell the Bible Story. This person should be able to command the attention of preschoolers and control the group through animated storytelling. These scripts are written to be "told" and not "read." Advance preparation is necessary.

1. Worship

What You Need:

- Worship Leader(s)

Music and Sound Effects:

- "Give Me Oil in My Lamp"—available on APlay with Amazing Music
- "I Have Decided to Follow Jesus"—available on APlay with Amazing Music
- "I've Got a Friend"—available on store.thinkorange.com
- "My Forever Friend"—available on store.thinkorange.com

Optional Videos (available for purchase):

- "I've Got a Friend" Dance Moves Music Video or Live Lyric Video—available on store.thinkorange.com
- "My Forever Friend" Dance Moves Music Video or Live Lyric Video—available on store.thinkorange.com

What You Do:

- Prepare all songs and have them ready to use.
- Check out the Ministry Leader Guide for more information.

2. Bible Story

What You Need:

- Bible
- Plush animals or paper people cutouts (such as <https://a.co/d/1nCZAd2>), one per child and leader
- *Option: Cardstock*

Large Group Visuals:

- Story Image W3 01
- Story Image W3 02
- Story Image W3 03
- Story Image W3 04

Optional Video: (available in APlay)

Our Large Group scripts are interchangeable with the *Wonder!* video so you can plug and play the way you need to each week. *Wonder! Look at God's Story* offers weekly videos to engage preschoolers with the Bible Story. Join our Bible storytellers, Treehouse friends, and, of course, Ollie the Owl to discover the wonder in God's story.

What You Do:

- Download the Large Group Visuals to display on a device or screen or copy on cardstock.

First Look Pinterest Page

Visit our Pinterest page to see craft samples and suggested supplies. bit.ly/FL_HipHipHooray

Supplies

Bible Story	Quantity
1. Bible	0
2. Optional: Cardstock	1

WEEK

FOUR

3-5's | W4

Today's Suggested Schedule—April 2026, Week 4

Today's Bible Story: Heaven • John 14:3; Revelation 21, 22:1-5

Jesus is preparing a place for us.

Key Question: Who wants to be your friend forever?

Bottom Line: Jesus wants to be my friend forever.

Memory Verse: "I have called you friends." • John 15:15 NIV

Loud sounds, bright lights, and large groups can be overwhelming or overstimulating for some children. To create a more inclusive large group experience, consider offering adaptive tools like noise-canceling headphones, sunglasses, sensory-friendly items, or access to modified spaces.

Prelude: Setting the tone for the experience

See the **Getting Ready** pages at the end of this document for a detailed description of what you'll need for today.

In the **Prelude** folder of your curriculum, you'll find a variety of other resources to help you prepare.

Small Group (15 minutes)

Social: Providing time for fun interaction

Prepare for a Party

No More Tears

Build It

Large Group (20 minutes)

Worship: Inviting people to respond to God

Story: Communicating God's truth in engaging ways

Worship

Bible Story

Prayer

Small Group (25 minutes)

Groups: Creating a safe place to connect

Friends with Jesus

Yes or No

What Do You Think?

Happy News

Hooray Hats

Journal and Prayer

Home: Prompting action beyond the experience

Going Home

Memory Verse Card

Parent Cue Card (print or email)

Parent Cue App

*Allergy Alert



Bible Story

Heaven • John 14:3; Revelation 21, 22:1-5

Jesus is preparing a place for us.

Key Question

Who wants to be your friend forever?

Bottom Line

Jesus wants to be my friend forever.

Memory Verse

"I have called you friends." • John 15:15 NIV

11 min

Worship

3 min

Worship Opener

What You Need

No supplies needed

3 min

OPTION 1 (Amazing Music)

What You Need

No supplies needed

WORSHIP LEADER: "Hi, friends! My name is [your name], and I am so happy to see you today!"

"It's time to celebrate! (*Pat legs.*) Hip, hip, (*throw arms in the air*) hooray! Can you do that with me?"

CHILDREN and WORSHIP LEADER: (*Pat legs.*) "Hip, hip, (*throw arms in the air*) hooray!"

WORSHIP LEADER: "Again!"

CHILDREN and WORSHIP LEADER: (*Pat legs.*) "Hip, hip, (*throw arms in the air*) hooray!"

WORSHIP LEADER: "Great job! When we come to worship, we are celebrating God and His Son, Jesus. God made everything—(*make a mountain peak over your head with your arms*) the big, tall mountains ... (*make a fish with your hands*) the fish that swim in the deep, blue sea ... (*point to children*) even you! God made every single person. That is definitely something to celebrate. Let's celebrate God by saying (*pat legs*) 'hip, hip, (*throw arms in the air*) hooray!' Ready?"

CHILDREN and WORSHIP LEADER: (*Pat legs.*) "Hip, hip, (*throw arms in the air*) hooray!"

WORSHIP LEADER: "And (*point up*) God (*cross arms over chest*) loves us so much He gave us Jesus, His only Son. Let's celebrate again. Ready?"

CHILDREN and WORSHIP LEADER: (*Pat legs.*) "Hip, hip, (*throw arms in the air*) hooray!"

WORSHIP LEADER: "And here is something else we can celebrate: Jesus wants to be our friend forever. He wants to help us be friends with God! Let's say 'hip, hip, hooray' one more time."

CHILDREN and WORSHIP LEADER: (*Pat legs.*) "Hip, hip, (*throw arms in the air*) hooray!"

WORSHIP LEADER: "Now, let's stand up, and let's continue celebrating Jesus."

SONG: "Give Me Oil in My Lamp" Preschool Video is available from Amazing Music.

5 min

OPTION 2 (Orange Kids Music)**What You Need**

No supplies needed

"Great singing, friends! Now, let's learn some words from the Bible. These are words that Jesus said. (*Open hands like a book.*) Are you ready? Watch me say the words from the Bible and do the motions, and then you can do them with me!

Note: A video of the Memory Verse Motions is available in the Prelude folder and on Pinterest.

"I(*point up*) have called you (*point to others*) friends" (*hook index fingers twice*) John 15:15 (*open hands like a book*).

"Can you do that with me?"

Lead children to say the Memory Verse with Hand Motions once or twice.

"Great job! Jesus calls us friends, and He wants us to follow Him. Let's sing one more song together.

SONG: "I Have Decided to Follow Jesus" Preschool Video is available from Amazing Music.

"Thanks for celebrating Jesus with me! **[Transition]** And now it's time to turn around (*spin around*) ... sit down (*sit down*) ... shake the wiggles out (*wiggle hands*) ... so we can hear (*cup hands behind ears*) what the story's all about!"

WORSHIP LEADER: "Now, let's stand up, and let's celebrate Jesus!"

SONG: "I've Got a Friend" is available on store.thinkorange.com.

"Great singing, friends! Let's sing one more song together.

SONG: "My Forever Friend" is available on store.thinkorange.com.

"Thanks for celebrating Jesus with me! **[Transition]** And now it's time to turn around (*spin around*) ... sit down (*sit down*) ... shake the wiggles out (*wiggle hands*) ... so we can hear (*cup hands behind ears*) what the story's all about!"

19 min

Bible Story Section (Rug)

8 min

Wonder Bible Story (Video)


What You Need

No supplies needed


8 min

Bible Story

What You Need

 Bible

0

 Optional: Cardstock

1

What You Do:

- Download the Large Group Visuals to display on a device or screen or copy on cardstock.

LEADER: "Hello, friends! I'm [your name], and I can't wait to tell you a true story from the Bible.

Open the Bible for children to see, then set it down.

"Today's Bible story begins in the book of John, and it begins with a whole lot of love. Can you give yourself a big hug?"

Give yourself a big hug.

SLIDE: Story Image W4 01 (Jesus with disciples)

"Jesus loves us so much that He died and then came back to life to rescue everyone! And He told His friends, the disciples, that He was making a home for them in heaven! Jesus told them:

"I will come back. And I will take you to be with me." (John 14:3 NIV)

"That's amazing! But the disciples didn't know what heaven was like.

SLIDE: Story Image W4 02 (John writing)

"Later, Jesus showed His friend John a little bit of what heaven will be like, and John wrote it down so we can read about it in the Bible. Heaven is where God is. We will get to live with God and see God with our own eyes!

SLIDE: Story Image W4 03 (No pain)

"When John wrote about heaven, he said:

“‘[God] will wipe away every tear from their eyes. There will be no more death.’ And there will be no more sadness. There will be no more crying or pain” (Revelation 21:4 NIV).

“Can you rub your tummy?”

Rub your tummy.

“Can you tap your ear?”

Tap your ear.

“There won’t be any tummy aches or ‘ouchy’ ears in heaven. No one will get sick or hurt. Can you show me a sad face?”

Make a sad face, then shake your head ‘no.’

SLIDE: Story Image W4 04 (Happy people)

“In heaven, there will be no crying because no one will ever be sad! We will be happy with God and our friend Jesus in heaven. And that makes me feel like celebrating! Everyone, say: *(pat legs)* ‘Hip, hip, *(throw arms in the air)* hooray!’”

CHILDREN and LEADER: *(Pat legs.)* “Hip, hip, *(throw arms in the air)* hooray!”

LEADER: “When we love and follow Jesus, we get to be His friends and live forever in heaven! Jesus wants to be your friend forever and **[Bottom Line]** **Jesus wants to be my friend forever.** Tell me: **Who wants to be your friend forever?**”

CHILDREN and LEADER: **[Bottom Line]** “**Jesus wants to be my friend forever.**”

LEADER: “And let’s say, *(pat legs)* ‘Hip, hip, *(throw arms in the air)* hooray!’ for our friend Jesus.”

CHILDREN and LEADER: *(Pat legs.)* “Hip, hip, *(throw arms in the air)* hooray!”

Pick up and close Bible.

[Transition] “Our story time is over, but we’re not through. Let’s talk to God because God loves you!”

LEADER: “Dear God, thank You so much for our friend, Jesus. Heaven is Your perfect home, and we are so thankful that we get to be with You in heaven one day. We pray in Jesus’ name. Amen.”

3 min
Prayer

Preschool

First Look

April - Week 4

What You Need

No supplies needed

Preschool

First Look

April - Week 4

Supplies

Bible Story	Quantity
1. Bible	0
2. Optional: Cardstock	1