

**WEEK**

**ONE**

# Preteen | W1

## Today's Suggested Schedule—April 2026, Week 1

**Bible Story:** Easter (Crucified and Risen) • *John 18–20:23*

**Bottom Line:** You can have joy because Jesus is alive.

**Monthly Memory Verse:** *Always be joyful because you belong to the Lord. I will say it again. Be joyful!* • Philippians 4:4 NlrV

Loud sounds, bright lights, and large groups can be overwhelming or overstimulating for some children. To create a more inclusive large group experience, consider offering adaptive tools like noise-canceling headphones, sunglasses, sensory-friendly items, or access to modified spaces.

### Prelude: Setting the Tone for the Experience

See the **Getting Ready** pages at the end of this document for a detailed description of what you'll need for today.

In the **Prelude** folder of your curriculum, you'll find a variety of other resources to help you prepare.

### Small Group (15 minutes)

#### Social: Providing Time for Fun Interaction

Opening Activity

### Large Group (35 minutes)

#### Story: Communicating God's Truth in Engaging Ways

#### Worship: Inviting People to Respond to God

Opener

Worship

Bible Story (sections from God's Big Story are listed as optional)

Prayer

### Small Group (25 minutes)

#### Groups: Creating a Safe Place to Connect

Bible Story Review: Build the Story (K–1st grade), Picture Plates (2nd–3rd grade)

Application Activity: Buckets of Questions (K–1st grade), Jesus Went Away and Came Back (2nd–3rd grade)

Memory Verse Activity: Memory Verse Motions (K–1st grade), Torn Paper Cross (2nd–3rd grade)

Prayer Activity: Pray and Dismiss

### Home: Prompting Action Beyond the Experience

Parent Cue Card (Print or Email)

Devotionals for Kids

Parent Cue App



### Bible Story

Easter (Crucified and Risen) • *John 18–20:23*

### Conversation Starter

How do you celebrate Easter?

### Bottom Line

You can have joy because Jesus is alive.

### Monthly Memory Verse

*Always be joyful because you belong to the Lord. I will say it again. Be joyful!* • Philippians 4:4 NlrV








5 min

# Large Group Opener

5 min

## Opener

### What You Need

 Host	1
 Leaders (who you've talked to before group time)	5
 kid volunteers for each round you do (ask for new volunteers at the start of each round)	5
 balloons for each round you do (smaller balloons might be better)	5
 Bag of confetti	1
 Thick, black permanent marker	1
 large plastic-top push pins	5

### What You Do:

- Download the slides or optional videos and have them ready to use. If you do not have screen capabilities, you have Orange's permission to enlarge and print the slides on paper.
- Download music and/or sound effects on an authorized basis from a resource such as Apple Music®, Amazon Music®, and/or a sound effect library and have it ready to play. Or, if you choose to stream music, refer to the terms and conditions of your streaming service. Note that you will likely need a commercial license in order to stream music publicly. Also confirm that your church has appropriate licensing to perform music and sound effects in your kids' environments, such as a blanket PERFORMmusic™ license from CCS. *Note: Legally, a song and/or sound effect belongs to the songwriter/composer who created it and the publisher who markets it. Performance rights organizations (PROs) license public performances (live or recorded) of their members' music. PROs in the U.S. are ASCAP, BMI, and SESAC. It is up to you to make sure your church has permission to perform or play a recording of a song and/or sound effect.*
- Blow up the balloons. For each round you do, fill one of the five balloons with confetti before tying it. Leave the other 4 balloons empty.
- Use the permanent marker to clearly label the balloons 1–5 so they can be read from the crowd.
- Before group time, talk to five leaders and explain that they'll be holding inflated balloons over the kid volunteers and popping them with push pins.

### OPENER

**HOST:** "What's up, everybody! Welcome to [Name of Environment] and Happy Easter! Today we're kicking off a brand-new theme called 'Block Party: Celebrating Jesus and Joy That Never Ends.' And honestly, Easter is the perfect way to start a block party because today is all about joy, real joy—the kind that doesn't run out because Jesus is alive!

"Now listen ... You can't have a block party without something wild, surprising, and a little crazy. So we're starting with a game called 'Confetti Roulette.' This is one of those games where something amazing might happen over your head ... or absolutely nothing might happen at all. But either way, it's going to be fun to watch.

*SLIDE: Confetti Roulette Title*

"So here's how this works. I've got five balloons, and each one has a number from one to five written on it. Four of these balloons are totally

empty. But one of them, one of them is the Easter Celebration Balloon. It's packed with confetti just waiting to explode. And if you're the kid who gets the confetti, you win!

"I need five volunteers, so if you're brave and don't mind taking a confetti shower, raise your hand!

*(Choose five kids from the ones who have their hands raised, invite them to the front of the room, and line them up shoulder to shoulder.)*

"Awesome. Now listen, you don't get to touch the balloons. You don't get to shake them. You don't get to analyze them using your super-secret balloon detective skills. Instead, our leaders are going to hold the balloons high above your heads. Leaders who talked to me earlier about this, can you guys please come forward and join us?

*(As the leaders step up, give each one a numbered balloon to hold above a kid's head and a large push pin.)*

*AUDIO: Upbeat music*

"Now here's where it gets fun. You all, the entire Block Party crowd, get to choose which balloon we pop. I'm going to shout the numbers on the balloons, and when we count to three, you're going to yell the number you want to see explode.

"Let's warm up! And don't be afraid to get loud!

*(Continue amping up the crowd as you count. Engagement with the crowd is key for this game!)*

"ONE!

*(Crowd reacts.)*

"TWO!

*(Crowd reacts.)*

"THREE!

*(Crowd reacts even more.)*

"FOUR!

*(Crowd gets louder.)*

"FIVE!

*(Crowd goes all in.)*

"All right, here we go. On the count of three, yell the number we should pop! One ... two ... THREE!

*(Crowd shouts a number.)*

"Perfect! We're popping number [crowd's number]!

"Leader [who is holding the number the kids' chose], aim for the top and give it a good poke. And everyone else, get ready. This balloon might be totally empty ... or it might explode into Easter confetti.

*(Leader pops balloon with push pin over the kid's head.)*

*If the balloon is empty: "Awww, that one's empty! No confetti yet. That balloon was just ... air.*

*If the balloon has the confetti: "YES! CONFETTI! We have an Easter celebration champion! That's what I'm talking about!*

*(Repeat this step until the balloon with the confetti is popped.)*

*(Repeat the game for as many rounds as time allows. Ask for five new volunteers at the start of each round.)*

"You all crushed 'Confetti Roulette' today. And honestly, that moment, waiting to see what would happen, is kind of like the Sunday morning of that first Easter weekend. No one expected joy. No one expected celebration. But when Jesus came back to life, everything changed. Joy just exploded into the world.

"That's our Bottom Line for the day! Check it out!

*SLIDE: Bottom Line*

**[Bottom Line] "You can have joy because Jesus is alive.** Let's say that together, everyone!"

**HOST AND KIDS: [Bottom Line] "You can have joy because Jesus is alive!"**

**HOST:** "And you know, that's what Easter is all about. That's what this whole month is about. A joy that doesn't fade or disappear, a joy that comes from knowing Jesus is alive today and that He is your friend forever. Great job today, everybody. Let's keep the celebration going!"

11 min

# Worship Option 1 | Amazing Music

3 min

## Alive | Worship Song

### What You Need

No supplies needed

3 min

## Living Hope | Worship Song

### What You Need

No supplies needed

5 min

## Memory Verse

*Note: We've suggested worship songs below from Amazing Music and Orange Kids Music. We've created these worship resources to be developmentally appropriate for elementary and preteen kids by incorporating simple, direct language, fun dance movements, and upbeat, current arrangements.*

*We've chosen specific songs that amplify our teaching content for this month. We recommend that you use these songs as scripted below, or combined with other popular worship songs that your kids know and love. Orange Kids Music can be purchased at [store.thinkorange.com](http://store.thinkorange.com). Amazing Music is available on APlay with Amazing+, or as an Add-On.*

*(Worship Leaders enter as Host exits.)*

**WORSHIP LEADER:** "Happy Easter, everyone! Today is a celebration! We're celebrating because Jesus is alive! That's the greatest news ever! "Our first song is called 'Alive.' This is the perfect way to start Easter because we're singing about how Jesus is alive today, right now. Jesus gave His life to pay for sin so we could be His friends forever! And then He rose to life! Because He's alive, we can have confidence, hope, and joy that doesn't fade. So get ready to sing it like you mean it!  
*SONG: "Alive" Dance Motion, Lyric or Instrumental Lyric Videos are available with Amazing Music on APlay*

"Wow! You all sang that like you meant it! Now, let's sing another song that helps us remember something so important that Jesus gives us—freedom! When we follow Him, we don't have to worry or try to be the best. Jesus already loves us completely! Let's sing this one loud!

"That was incredible! Easter is all about celebrating how Jesus changed everything—He gave His life to pay for sin, and then He rose to life again! Jesus defeated sin and death! Our next song is called 'Living Hope.' This song helps us remember that because Jesus rose from the dead, we have a hope that can't be broken. No matter what we go through, we can trust that Jesus is with us and for us. So let's slow down just enough to really focus on who Jesus is and what He's done.

*SONG: "Living Hope" Dance Motion, Lyric or Instrumental Lyric Videos are available with Amazing Music on APlay*

"We love worshipping Jesus with you all! Throughout your week, make sure to worship Jesus and thank Him that He's alive!"

"Here's something super important we're going to remember all month long. It's our Memory Verse, and it reminds us that joy isn't something we make up, it comes from knowing Jesus. This month's Memory Verse is Philippians 4:4! I'll read it, and then we can say it together.

**What You Need**

No supplies needed

10 min

## Worship Option 2 | Orange Kids Music

5 min

### I've Got Joy | Orange Kids Music

**What You Need**

No supplies needed

5 min

### Start The Party | Worship song

**What You Need**

No supplies needed

*SLIDE: Memory Verse*

**WORSHIP LEADER:** "Always be joyful because you belong to the Lord. I will say it again. Be joyful! —Philippians 4:4 (NIRV)."

"Let's say it together!"

**KIDS AND WORSHIP LEADER:** "Always be joyful because you belong to the Lord. I will say it again. Be joyful —Philippians 4:4 (NIRV)."

**WORSHIP LEADER:** "Great job, everyone! That verse is exactly what today is all about. You can have joy because Jesus is alive. That's why we sing, that's why we celebrate, and that's why this whole month is a Block Party!"

*Note: We've suggested worship songs below from Amazing Music and Orange Kids Music. We've created these worship resources to be developmentally appropriate for elementary and preteen kids by incorporating simple, direct language, fun dance movements, and upbeat, current arrangements.*

*We've chosen specific songs that amplify our teaching content for this month. We recommend that you use these songs as scripted below, or combined with other popular worship songs that your kids know and love. Orange Kids Music can be purchased at [store.thinkorange.com](http://store.thinkorange.com). Amazing Music is available on APlay with Amazing+, or as an Add-On.*

**WORSHIP LEADER:** "Alright, everyone, let's get ready to worship! This is our chance to celebrate how good God is! He made each one of us. He loves us more than we can imagine, and He's always with us, no matter what we're going through.

"When we sing, we're not just saying words; we're thanking God for who He is and all the amazing things He's done. So come on, let's stand up, smile big, and sing out loud to show God how much we love Him!

*SONG: "I've Got Joy" available on [Store.ThinkOrange.com](http://Store.ThinkOrange.com)*

"You guys sound amazing! Did you know God hears every word? He loves it when we take time to worship Him—not just with our voices, but with our lives. Let's keep worshipping together!

*SONG: "Start the Party" available on [Store.ThinkOrange.com](http://Store.ThinkOrange.com)*

"Great job, everyone! I love worshipping God with you all! Here's what we can remember today: worship doesn't stop here. You can keep

worshipping God all through this week by the way you live, the way you treat people, and the way you trust Him.

24 min

# Bible Story (Video)

12 min

## StoryLab Bible Story | Video

### What You Need

No supplies needed

12 min

## So and So Show Bible Story | Video

### What You Need

No supplies needed

35 min

# Bible Story (Live)

*Note: We're so excited to be going through key stories of the Bible this year and learning more about its Author—God! It's God's Big Story! But to provide you with flexibility as you experience God's Big Story in your own unique setting, there's more than one way to use the following script!*

*If you want to follow "God's Big Story," read the following script straight through. Each week will build on the previous ones. But, if your church wants to teach a Large Group session without connecting it to what has come before, there are two sections in the script below that are optional—"God's Big Story Opener" and "God's Big Story Closer." (Or if you are joining us at some point throughout the year, you can opt out of the God's Big Story part and just join us as we journey through the rest of the story of Scripture!) We're going to go through the Bible as we teach throughout the year, but whether or not you share God's Big Story each week is up to you!*

*Whatever way you decide to use the following, know that we're praying diligently for you—we're asking God to help kids see and believe that He loves them, He invented them, and He wants to be their closest Friend. Forever. It's an honor to get to know God with you through the Bible this year!*

### What You Do:

5 min

## INTRODUCTION

### What You Need

👤 Communicator	1
👤 Bible	1
👤 Table	1

- Download the slides and have them ready to use. If you do not have screen capabilities, you have Orange's permission to enlarge and print the slides on paper.
- Confirm that your church has appropriate licensing to perform or play music and sound effects in your kids' environments (see above under Opener).

*(Make sure the table is set on stage so the Communicator can place their Bible on it and read from it. Teaching slides loaded.)*

**COMMUNICATOR:** "Today is Easter! You know, Easter has a pretty dramatic before and after story ... so I thought we'd kick things off with some before and after transformations. And maybe, just maybe ... you might relate to some of these.

*SLIDE: Teaching 1 (Messy room—before)*

"Let's go big with this one. This room looks like someone opened their closet, sneezed, and everything they've ever owned exploded across the floor. Anyone willing to admit their room has looked a little like this before? *(Pause for responses.)* Uh-huh, I see you.

*SLIDE: Teaching 2 (Clean room—after)*

"And then, BOOM. Look at this transformation. Everything is in its right place. So tidy! This is the kind of clean your parents brag about to their best friends.

*SLIDE: Teaching 3 (Cracked phone—before)*

"Oof. This one hurts to look at. This person has probably tried to survive with their phone looking like this for way too long—the whole 'I can still use it, I just have to squint right at a specific angle' situation.

*SLIDE: Teaching 4 (Fixed phone—after)*

"But then, look at that shine! This is the kind of AFTER that makes you promise, 'I'll never drop my phone again'... even though you absolutely will.

*SLIDE: Teaching 5 (Undecorated cupcake—before)*

"Okay, last one, and it's a classic. This cupcake has nothing going for it. Zero frosting. Zero sprinkles. It's just a muffin ... a sad little muffin.

*SLIDE: Teaching 6 (Decorated cupcake—after)*

"And THEN, this masterpiece! Frosting, sprinkles, a full glow-up. This cupcake went from 'Don't pick me' to 'I'm the star of the dessert table.' Before ... and AFTER.

"You know what I love about all these? Something looked one way ... and then suddenly, everything changed. And honestly? That's exactly what Easter is about. It's the biggest BEFORE and AFTER in history.

"And that's why today is the perfect day to launch our Block Party theme. Easter is the ultimate celebration. Jesus is alive! Jesus gave His life to pay for our sin so we could be His friends. Then He rose from the dead! He defeated death! Now we'll be His friends forever! And because of that, joy isn't something we pretend to have. It's real, and it lasts. It's worth celebrating.

**COMMUNICATOR:** "You know ... before we jump into the rest of this Easter story, there's something we really need to talk about. Because Easter isn't just a holiday. It's not just about candy, egg hunts, or

5 min

## TENSION

**What You Need**

No supplies needed

5 min

**GOD'S BIG STORY OPENER  
(OPTIONAL)****What You Need**

No supplies needed

chocolate bunnies with the ears bitten off. Easter weekend actually contained a moment when everything felt like it was falling apart ... before everything came back together again.

"Think about the biggest BEFORE moment you've ever had. A moment that didn't go the way you hoped. The kind that made your stomach drop. It's not a good feeling, right? Jesus' friends were experiencing a lot of emotions the week everything went down.

"They thought Jesus was going to be king of the nation, the One who would beat their enemies. They'd watched Him heal people, calm storms, and walk on water. They believed He was the One they'd been waiting for. They even had a big parade to celebrate Him when He entered the city of Jerusalem!

"But then ... things started to shift.

"Late one night after the Passover meal, Jesus and His friends went to a garden to pray, and soldiers showed up. They arrested Jesus. His friends panicked! Peter, one of His closest friends, denied even knowing Him three times. And then, the worst happened. Jesus was put on trial, beaten, sentenced to die on a cross, and He died.

"For Jesus' friends, this was the ultimate BEFORE moment. The Person they loved, trusted, and followed ... was gone. It felt hopeless. It felt dark. It felt like joy was impossible. On that Friday when Jesus died ... it looked like the story was over.

"But Easter is all about what God was doing even when everything looked lost. It's about how God was working in that awful BEFORE to create a beautiful AFTER. And we're going to walk through that right now. It's the most amazing story in the entire Bible.

"But before we get into that amazing, true story, let me tell you about something incredible we're doing this year! We're going to read the key stories of the Bible from cover to cover!

"Why are we going through the Bible? Is it because we really want to learn more about the Bible? Well, not exactly. Part of the reason God gave us the Bible is so we can learn about Him. He could have kept who He is a secret from us, a big mystery of the universe. But He didn't! He wants us to know Him, so He gave us the Bible. So as we go through the Bible this year, our hope is that we'll learn about Him!"

**COMMUNICATOR:** "We're going to go through God's Big Story in the Bible together so we can learn about God! (*Gesture to slide.*)

*SLIDE: God's Big Story*

"Let me catch you up on where we've been in God's Big Story so far!

10 min

**TRUTH****What You Need**

No supplies needed

*(If you have them up, feel free to point to the Timeline Images as you talk about them.)*

"You might remember that, in the beginning, God created everything. He made the world, the animals, people ... everything! God made the first people for the same reason He made all people—to be His close, close friends. But sadly, the first people God made chose to turn away from Him and sin. God wanted people to be close to Him, but they couldn't anymore. Pain, sickness, and death entered the world too.

"But God didn't want to leave things that way. So He put His rescue plan in motion right from the start!

"God was going to rescue everything through a family! God chose a man named Abraham and promised that his family would bless the whole world. Abraham had a great-grandson named Joseph, who became a leader in Egypt and saved his family—God's people. Over time, God's people grew but were enslaved by a new Pharaoh. 'Help us!' they cried out to God. God freed His people and brought them to the super-nice home He had designed for them, the Promised Land.

"After God's people were settled in the Promised Land, they disobeyed God—again and again and again. Even the kings God gave them rebelled! So, God split the nation in two—into the northern kingdom of Israel and the southern kingdom of Judah. Prophets spoke for God saying, 'Come back to Me!' But the northern kingdom of Israel was destroyed, and the southern kingdom of Judah was taken captive. Oh no! After years in exile, some of God's people returned to rebuild their homeland, while others stayed in foreign lands.

"During that sad time, God kept sending messages to His people about the Rescuer He had promised long ago. 'God's Rescuer is going to come like this!' the prophets said. But for years and years, nothing happened.

"And then it did! God sent Jesus, the Rescuer we needed, just like He promised! While Jesus was on Earth, He showed us who God is because He is God!

"Jesus lived a perfect life, and we will see today the most amazing thing He did with that perfect life! God has loved us for a long, long time.

"And that's where we are in God's Big Story!"

**COMMUNICATOR:** "Let's unpack some before and after moments in this Easter story. Late Thursday night, after they had eaten the Passover meal together, Jesus and His friends were in a garden where they went to pray. But suddenly, a group of soldiers showed up.

*(Open the Bible to John 18:4-5 NIV and read.)*

*Jesus knew everything that was going to happen to him. So he went out and asked them, "Who do you want?"*

*"Jesus of Nazareth," they replied.*

*"I am he," Jesus said. Judas, who was going to hand Jesus over, was standing there with them.*

*"Jesus didn't hide. He stepped toward the people coming to arrest Him. But this moment felt dark, like everything was starting to fall apart.*

*SLIDE: Teaching 7 (Darkness)*

*"They took Jesus to Annas, who was the father-in-law of the high priest. People came forward and told lies about Him. One of His own friends had betrayed Him.*

*(Open the Bible to John 18:19-21 NIV and read.)*

*The high priest questioned Jesus. He asked him about his disciples and his teaching.*

*"I have spoken openly to the world," Jesus replied. "I always taught in synagogues or at the temple, where all the Jews come together. I didn't say anything in secret. Why question me? Ask the people who heard me. They certainly know what I said."*

*"Jesus had done nothing wrong. But lies and betrayal were taking center stage.*

*SLIDE: Teaching 8 (Betrayal)*

*"Early Friday morning, Jesus was taken to Pontius Pilate, the Roman governor. Pilate couldn't find anything Jesus had done wrong ... but the crowd was shouting louder than the truth.*

*(Open the Bible to John 19:14-16 NIV and read.)*

*"Here is your king," Pilate said to the Jews.*

*But they shouted, "Take him away! Take him away! Crucify him!"*

*"Should I crucify your king?" Pilate asked.*

*"We have no king but Caesar," the chief priests answered.*

*Finally, Pilate handed Jesus over to them to be nailed to a cross.*

*"Fear and confusion were everywhere. Nothing made sense.*

*SLIDE: Teaching 9 (Fear)*

*"Jesus was forced to carry His cross to a hill called Golgotha. There, soldiers nailed Him to the cross. After hours of suffering, Jesus spoke His final words.*

*(Open the Bible to John 19:30 NIV and read.)*

*Jesus said, "It is finished." Then he bowed his head and died.*

"This was the darkest moment in history. For the people who loved Jesus, it felt absolutely hopeless, like the whole story had ended. Jesus died and was buried in a tomb.

*SLIDE: Teaching 10 (Hopeless)*

"But God was still working in the sad. He was making something unimaginable happen.

*(Open the Bible to John 20:1 NIV and read.)*

*Early on the first day of the week, Mary Magdalene went to the tomb. It was still dark. She saw that the stone had been moved away from the entrance.*

"Life was breaking through the darkness. God was making it so.

*SLIDE: Teaching 11 (Life)*

"Jesus wasn't in the tomb! Mary ran to tell a couple of disciples what she had discovered, and then she came back to the tomb again. There were two angels sitting inside of it! Then she turned around and saw someone standing there ... but she didn't realize who it was.

*(Open the Bible to John 20:14-16 (NIV and read.)*

*She turned around and saw Jesus standing there. But she didn't realize that it was Jesus.*

*He asked her, "Woman, why are you crying? Who are you looking for?"*

*She thought he was the gardener. So she said, "Sir, did you carry him away? Tell me where you put him. Then I will go and get him."*

*Jesus said to her, "Mary."*

"When Jesus said her name, everything changed. Mary's sadness flipped into joy. Her BEFORE flipped into AFTER. Jesus is alive!

*SLIDE: Teaching 12 (Joy)*

"Later that evening, Jesus appeared to His disciples, the same disciples who were hiding behind locked doors, afraid and confused.

*(Open the Bible to John 20:19 NIV and read.)*

*On the evening of that first day of the week, the disciples were together. They had locked the doors because they were afraid ... Jesus came in and stood among them. He said, "May peace be with you."*

5 min

**APPLICATION****What You Need**

No supplies needed

5 min

**GOD'S BIG STORY CLOSER  
(OPTIONAL)****What You Need**

No supplies needed

"Hope broke into their fear. Peace broke into their confusion. Life broke into what felt like the end.

*SLIDE: Teaching 13 (Hope)*

"And this is the greatest AFTER moment in history. Jesus didn't stay dead. He's alive! Jesus paid for that awful sin with His life so we can be God's friends forever! But then, He rose from the dead! Jesus is alive! Because Jesus is alive ... everything changes.

*SLIDE: Teaching 14 (Jesus is alive!)*

**COMMUNICATOR:** "So let's talk about what this means for you, not just for people who lived two thousand years ago.

"Some of you know what darkness feels like. You know what fear feels like. You've had moments when things felt hopeless or broken. And maybe you've wondered, 'Is joy even possible for me?'

"The Easter story says yes. Absolutely yes. Because Jesus is alive, you're never stuck in your BEFORE. Darkness doesn't get the last word. Fear doesn't get the last word. Hopelessness doesn't get the last word. Jesus does.

"And this is where joy comes from. Real joy. Not just happiness. Not pretending everything is fine. TRUE joy that comes from knowing that Jesus loves you so much, He paid for your sin so you can be His friend forever! Then He defeated death! The One who defeated death is with you and for you. That's why today's Bottom Line is true: **[Bottom Line] You can have joy because Jesus is alive."**

**HOST:** "Let's take a look at the progress we made in God's Big Story this week!

*SLIDE: God's Big Story*

"This week, we covered two whole pictures in this map of God's Big Story! We talked about the picture that says, 'The Cross' and the picture that says, 'The Resurrection!' (*Gesture to timeline.*)

"Friends, this week, we talked about the central point of God's great rescue plan! Since the fall in the garden, (*gesture to the picture, if you have it*) God had promised that He was going to restore the closeness that was broken by sin. He was going to make a way for people to be His close friends forever. Years ago, God had said, 'I am going to rescue you.' 'I want you close.' 'This distance will not do.' And throughout His Big Story (*wide gesture to the other images in God's Big Story, if you have them*), He faithfully, faithfully, faithfully was working to keep that promise to break that curse of sin that kept people from being close to Him. So Jesus, God's very own Son, came. He lived a perfect life, and

8 min

## Closing

5 min

### LANDING

#### What You Need

No supplies needed

then gave that perfect life to pay the price for sin. Because He never did anything wrong, Jesus was able to take on our sin. With His own life, He paid for all the wrong things anyone has ever done or ever will do. He broke the curse of sin we were under. He set us free. With the curse broken, with sin paid for, we could be close to God again! What God had been working on in His Big Story was finally coming true! And then Jesus did something else amazing! He rose back to life! Jesus beat death! Our Rescuer who loves us is alive and with us forever and ever!

*SLIDE: Week 1 Timeline Image*

*(If you're making a timeline of printed images on your wall, take this moment to place today's Timeline Image on the clothesline.)*

"This week, we learned the incredible news: Jesus died and rose again. Jesus loves us so much that He gave His life to rescue us, and then He rose back to life again! And because Jesus is alive, we can have life and joy!"

**COMMUNICATOR:** "So as we wrap up today, remember this: You can have joy because Jesus is alive. Not the kind of joy that comes and goes or depends on everything being perfect ... but real joy. Joy that lasts. Joy that isn't shaken by hard days or tough moments. When Jesus rose from the dead, after paying for our sin so we could be His friends forever, He gave us a whole new AFTER picture, one where joy is possible no matter what we face.

"Let's remember today's Bottom Line together.

*SLIDE:Bottom Line*

**[Bottom Line]** "You can have joy because Jesus is alive! Say it with me."

**COMMUNICATOR AND KIDS:** **[Bottom Line]** "You can have joy because Jesus is alive!"

"So here's the question I want you to think about, not just right now, but all week:

*SLIDE: Conversation Starter*

**[Conversation Starter]** "How do you celebrate Easter?"

"Maybe celebrating Easter looks like remembering Jesus already paid for sin, and you don't have to carry guilt or fear. Maybe it looks like remembering there is freedom because of what Jesus did for you. Maybe it looks like choosing joy even when things feel tough. Maybe

3 min

## PRAYER

### What You Need

No supplies needed

it's noticing the good God is doing around you. Maybe it's choosing to trust Him with something that feels heavy.

"But here's the thing, when you remember Jesus is alive, it changes how you see everything. It changes how you celebrate. It changes what matters most. That's what I want you to talk about later in your small groups."

"Happy Easter, everyone!"

"Jesus loves you so much!"

"Let's talk to the God who worked for the most beautiful after that will last forever!"

**COMMUNICATOR:** "Jesus, thank You. Thank You for giving Your life to pay for our sin so we could be close to You, and thank You for rising again! When life feels heavy or confusing, help us remember that You're alive, You're with us, and You love us more than we can imagine. Help us live our lives every day in the joy of Your love! We love You, and we pray these things in Jesus' name. Amen."  
*(After prayer, Communicator dismisses kids to Small Group).*

*AUDIO: Play high-energy music as the kids exit.*

*SLIDE: Theme*

*Optional Video: Theme Loop*

# Getting Ready | K5

## Large Group

### GETTING READY

Here's everything you need to know to get ready for this week.

#### APlay

Get the most out of your curriculum with **APlay!** [JoinAPlay.com](https://www.joinaplay.com) is an all-in-one media organization and presentation tool. Experience all of your Orange Curriculum media assets, now pre-built and fully customizable. No more sorting through multiple download folders.

**APlay** is free with your curriculum subscription and packed with features to help your weekly experience run smoother. **APlay** gives you more time to focus on what truly matters—more ministry, less media management with Apple TV-based media solutions.

**Story: Communicating God's Truth in Engaging Ways (25 minutes)**

**Worship: Inviting People to Respond to God (10 minutes)**

#### 1. Opener

##### What You Need:

- Host
- 8 kid volunteers for each round you do (ask for new volunteers at the start of each round)
- Floor tape
- 8 large, plastic Easter eggs
- 2 pool noodles

##### Music and Sound Effects:

- Upbeat music to play as kids enter the room
- Upbeat music to play during the game

##### Large Group Visuals:

- Theme Slide
- "Roll with It Title" Slide
- Bottom Line Slide

##### Optional Videos:

- Theme Loop
- Countdown
- Theme Intro

##### What You Do:

- Download the slides or optional videos and have them ready to use. If you do not have screen capabilities, you have Orange's permission to enlarge and print the slides on paper.
- Download music and/or sound effects on an authorized basis from a resource such as Apple Music®, Amazon Music®, and/or a sound effect library and have it ready to play. Or, if you choose to stream music, refer to the terms and conditions of your streaming service. Note that you will likely need a commercial license in order to stream music publicly. Also confirm that your church has appropriate licensing to perform music and sound effects in your kids' environments, such as a blanket PERFORMmusic™ license from CCS. *Note: Legally, a song and/or sound effect belongs to the songwriter/composer who created it and the publisher who*

markets it. Performance rights organizations (PROs) license public performances (live or recorded) of their members' music. PROs in the U.S. are ASCAP, BMI, and SESAC. It is up to you to make sure your church has permission to perform or play a recording of a song and/or sound effect.

- Set up a starting line and a finish line with floor tape.
- Line up eight Easter eggs (four for each team) on the starting line.
- Put two pool noodles (one for each team) on the floor next to the Easter eggs.

## 2. Worship and Memory Verse

### What You Need:

- Worship Leader(s)

### Music and Sound Effects:

- "Alive"- available on APlay with Amazing Music
- "Living Hope" - available on APlay with Amazing Music
- "I've Got Joy" - available on Store.ThinkOrange.com)
- "Start the Party" - available on Store.ThinkOrange.com)

### Large Group Visuals:

- Theme Slide
- Memory Verse Slide

### Optional Videos for Orange Kids Music

- "I've Got Joy" Dance Moves Video or Live Lyrics Video (available through Store.ThinkOrange.com)
- "Start the Party" Dance Moves Video or Live Lyrics Video (available through Store.ThinkOrange.com)

### What You Do:

- If you are utilizing the suggested songs from **Amazing Music**, search for your desired video resource for each song under the Worship section on APlay and add to your service!
- You can access Amazing Music's Dance Motion, Lyric, and Instrumental Videos in APlay under the Worship section.
- Amazing Music Song Trainings are available in Amazing Leaders and FREE on YouTube. <https://www.youtube.com/@AmazingKidsMusic>
- If you are utilizing **the Orange Kids Music** suggestions, simply purchase and download from Store.ThinkOrange.com! You can upload these into APlay for easy use with your 252 curriculum.
- Dance Motion Videos and Lyrics Videos are available for Orange Kids Music songs. For more information, visit Store.ThinkOrange.com.
- *Make sure your church has obtained licensing rights to play or perform music. You can obtain a license to perform worship music from Christian Copyright Licensing International ([www.ccli.com](http://www.ccli.com)). It covers over 200,000 worship songs for congregational singing. You are responsible for including the copyright information on all songs reproduced under the Church Copyright License (including song lyrics projected onscreen). This includes the song title, writer credit(s), copyright notice, and your church's CCLI license number. You can include this information on one of the lyric slides, or you can create a separate slide detailing this information, but the copyright information*

*must appear at least once for each song you play or perform. For example:*

*"Hallelujah" words and music by John Doe*

©2000 Good Music Co.

CCLI License # 0000

### 3. Bible Story

#### What You Need:

- Storyteller
- Host
- Bible
- Table
- 3 cardboard boxes labeled "Friday," "Saturday," and "Sunday" (See "What You Do" on how to prepare them.)
- 1 big marker
- Several sheets of dark-colored tissue paper (enough to fill the "Friday" box)
- Sad face visual and question mark visual that are provided ("Sad Face" printable and "Question Mark" printable)
- 2 or 3 balloons (however many fit in the "Sunday" box)
- Ribbon (enough to tie some to each balloon)
- Balloon weights (enough for each balloon)

#### Music and Sound Effects:

- Upbeat music to play as kids exit the room

#### Large Group Visuals:

- Theme Background Slide
- Theme Slide
- Bottom Line Slide
- "Sad Face" Printable
- "Question Mark" Printable

#### Optional for God's Big Story:

- Clothesline and clothespins for the timeline in your room
- God's Big Story Slide
- Week 1 Timeline Image Slide
- We recommend that you create a timeline in your Large Group room that you can add to throughout this curriculum year as we travel through the Bible. This can be a simple clothesline or a section of the wall where you can hang the printed Timeline Images in order, week by week. We'll provide a Timeline Image for each week of the curriculum. There are two versions of each Timeline Image—a slide and a print version. A digital [God's Big Story poster](#) is available as well in the Orange Store.

#### Optional Video: (available in APlay)

Our Large Group scripts are interchangeable with these videos so you can plug and play the way you need to each week.

#### For 252 Kids (Kindergarten through 3rd grade):

- StoryLab: Invite elementary kids to engage with inquisitive young hosts as they explore core biblical truths and stories in a STEAM-inspired setting.

**For 252 Preteen (4th and 5th grade):**

- The So & So Show: Guide preteens to explore questions of faith through a YouTube-style show full of humor and lots of zany fun.

**Additional environment enhancements including:**

- Motion graphics, including loops
- Countdown video

**What You Do:**

- Download the slides and have them ready to use. If you do not have screen capabilities, you have Orange's permission to enlarge and print the slides on paper.
- Confirm that your church has appropriate licensing to perform or play music and sound effects in your kids' environments (see above under Opener).
- Print the "Sad Face" printable and the "Question Mark" printable that are provided.
- Using the marker, write "Friday" on one box, "Saturday" on one box, and "Sunday" on one box in big, bold letters.
- Blow up the balloons with helium, tie some ribbon to each one, and tie the balloons to the balloon weights.
- Put the dark tissue paper in the "Friday" box.
- Put the "Sad Face" printable and the "Question Mark" printable in the "Saturday" box.
- Put the balloons and balloon weights in the "Sunday" box.
- Line up all the boxes on the table in the order of the teaching (the order is "Friday," "Saturday," and "Sunday.")

# Supplies

Opener	Quantity
1. Host	1
2. Leaders (who you've talked to before group time)	5
3. kid volunteers for each round you do (ask for new volunteers at the start of each round)	5
4. balloons for each round you do (smaller balloons might be better)	5
5. Bag of confetti	1
6. Thick, black permanent marker	1
7. large plastic-top push pins	5

INTRODUCTION	Quantity
1. Communicator	1
2. Bible	1
3. Table	1

**WEEK**

**TWO**

# Preteen | W2

## Today's Suggested Schedule—April 2026, Week 2

**Bible Story:** On the Road to Emmaus • *Luke 24:13-35*

**Bottom Line:** You can have joy because there's a bigger story.

**Monthly Memory Verse:** *Always be joyful because you belong to the Lord. I will say it again. Be joyful!* • *Philippians 4:4 NlrV*

Loud sounds, bright lights, and large groups can be overwhelming or overstimulating for some children. To create a more inclusive large group experience, consider offering adaptive tools like noise-canceling headphones, sunglasses, sensory-friendly items, or access to modified spaces.

### Prelude: Setting the Tone for the Experience

See the **Getting Ready** pages at the end of this document for a detailed description of what you'll need for today.

In the **Prelude** folder of your curriculum, you'll find a variety of other resources to help you prepare.

### Small Group (15 minutes)

#### Social: Providing Time for Fun Interaction

Opening Activity

### Large Group (35 minutes)

#### Story: Communicating God's Truth in Engaging Ways

#### Worship: Inviting People to Respond to God

Opener

Worship

Bible Story (sections from God's Big Story are listed as optional)

Prayer

### Small Group (25 minutes)

#### Groups: Creating a Safe Place to Connect

Bible Story Review: Bigger Story Joy (K-1st grade), Two Kids and a Stuffie (2nd-3rd grade)

Application Activity: Walk the Walk (K-1st grade), Help to See (2nd-3rd grade)

Memory Verse Activity: Freeze Memory Verse (K-1st grade), Joy Uncovered (2nd-3rd grade)

Prayer Activity: Pray and Dismiss

### Home: Prompting Action Beyond the Experience

Parent Cue Card (Print or Email)

Devotionals for Kids

Parent Cue App



### Bible Story

On the Road to Emmaus • *Luke 24:13-35*

### Conversation Starter

How does knowing that Jesus is alive bring you joy?

### Bottom Line

You can have joy because there's a bigger story.

### Monthly Memory Verse

*Always be joyful because you belong to the Lord. I will say it again. Be joyful!* • *Philippians 4:4 NlrV*








5 min

# Large Group Opener

5 min

## Opener

### What You Need

 Host	1
 kid volunteers for every round you do (Ask for new volunteers at the start of each round!)	10
 Floor tape	1
 buckets	1
 11 x 17-inch "There's a Bigger Story!" prints that are provided	1
 Tape, to secure the "There's a Bigger Story!" prints on the wall	1
 2-3 stacks of sticky notes	3

### What You Do:

- Download the slides or optional videos and have them ready to use. If you do not have screen capabilities, you have Orange's permission to enlarge and print the slides on paper.
- Refer to week 1 to confirm that your church has appropriate licensing to perform or play music and sound effects in your kids' environments.
- *Optional:* Download a countdown video from a royalty-free site. Load it into your presentation software and have it ready to play during the Opener. You could also keep time on a smartphone or watch. *Note: Some presentation software, such as ProPresenter, includes a built-in countdown clock that can be overlaid on a still image.*
- Set up a start line with floor tape on one end of the room.
- Set 2 buckets on the floor tape.
- Print 2 "There's a Bigger Story!" signs on 11 x 17-inch paper or create your own.
- Tape the 2 "There's a Bigger Story!" signs on the wall on the opposite side of the room from the starting line made of floor tape.
- Cover the "There's a Bigger Story!" signs with sticky notes so that you can't see the words written under them.

**HOST:** "What's up, everybody! Welcome to [Name of Environment], the best place to be on a Sunday! I'm so glad you're here because we're keeping the Block Party going! All month long, we're celebrating Jesus and the kind of joy that never runs out. Our theme for the month is: 'Block Party—Celebrating Jesus and Joy That Never Ends!'"

"You might've had candy joy ... but that only lasts until the candy's gone. You might've had weekend joy ... but that just disappears when homework shows up. But the joy we're talking about? It's bigger. It lasts. And it comes from Jesus.

"And if you're here for the first time, seriously, you picked an awesome day to check things out. We've got games, worship, an incredible Bible Story, and some other things we're going to talk about today that just might change the way you think about what joy actually is.

"Alright, Block Party people ... It's time to kick things off with a game that's all about discovering something hidden, piece by piece. Kind of like the story we're diving into today.

"This game is called ... 'Story Reveal!'"

*SLIDE: Story Reveal Title*

*AUDIO: Upbeat music*

"Up here, I've got two posters completely covered in sticky notes. Underneath all those sticky notes is a message that we can't see yet.

"Now here's how the game works: I need two teams of five. One sign is for one team, and the other sign is for the other team. Each team will send one runner at a time. When you're the runner, your job is to run to your team's sign, peel off ONE sticky note, run back, put the sticky note in your team's bucket, and tag the next person. The first team to uncover the entire secret message wins!

"Alright, everyone! Stand up and shake out your arms! I need two teams ready to race, so if you'd like to volunteer, raise your hand!

*(Pick 10 kids from the ones who have their hands raised, split them into two teams of five, and have them line up in a single file line at the starting line.)*

"Runners ready? On your marks ... get set ... GO!

*(Each team relays, and the game continues until one of the teams has removed all the sticky notes from the board and placed them in their team's bucket.)*

*(Cheer on each team as they race and involve the audience.)*

*(Once one of the teams has removed all the sticky notes from their team's board ... )*

**HOST:** "YES! There it is! The secret message says, 'There's a Bigger Story!' Let's give both of our teams a huge cheer!

*(Play as many rounds as time allows. Ask for new volunteers and replace the sticky notes on the "There's a Bigger Story!" prints at the start of each round.)*

"Here's what I love about this game: at the beginning, you can't see the whole picture. You only see tiny pieces. And honestly, life feels like that a lot. Sometimes we only see the small story—things like what went wrong today, what stressed us out, or what didn't make sense.

"But when more of the picture gets revealed, you start to understand what's really going on.

"And that's exactly what today's true story from the Bible is all about: two people who were confused and sad after Jesus died. That's the only piece of the story they were seeing, and they didn't even understand it. But as they walked along the road ... they discovered God was working on a bigger story the whole time. And that's what our Bottom Line is today!

*SLIDE: Bottom Line*

**[Bottom Line]** "You can have joy because there's a bigger story.

"Let's all say that together!"

**HOST AND KIDS: [Bottom Line] "You can have joy because there's a bigger story!"**

**HOST:** "Great job today, everyone! Now let's get ready to go find out more about what that means."

11 min

# Worship Option 1 | Amazing Music

3 min

## Alive | Worship Song

### What You Need

No supplies needed

3 min

## Forever (We Sing Hallelujah) | Worship Song

### What You Need

No supplies needed

*Note: We've suggested worship songs below from Amazing Music and Orange Kids Music. We've created these worship resources to be developmentally appropriate for elementary and preteen kids by incorporating simple, direct language, fun dance movements, and upbeat, current arrangements.*

*We've chosen specific songs that amplify our teaching content for this month. We recommend that you use these songs as scripted below, or combined with other popular worship songs that your kids know and love. Orange Kids Music can be purchased at [store.thinkorange.com](http://store.thinkorange.com). Amazing Music is available on APlay with Amazing+, or as an Add-On.*

*(Worship Leaders enter as Host exits.)*

**WORSHIP LEADER:** "Hey, everyone! Welcome back! We're still celebrating our Block Party theme, and today we're talking about something HUGE—that you can have joy because there's a bigger story.

"Our first song today is 'Alive.' This song reminds us that Jesus isn't just someone from history. He defeated death! He's alive right now. And because He's alive, our whole story changes. So come on, let's stand up, sing loud, and celebrate!

*SONG: "Alive" Dance Motion, Lyric or Instrumental Lyric Videos are available with Amazing Music on APlay*

"Wow! You all sang that like you meant it! Now, let's sing another song that helps us remember something so important that Jesus gives us—freedom! When we follow Him, we don't have to worry or try to be the best. Jesus already loves us completely! Let's sing this one loud!

"That was awesome! When we sing that Jesus is alive, we're celebrating that the story didn't end with the cross. It keeps going, and Jesus is still working in your life today.

"Our next song is 'Forever (We Sing Hallelujah)!' Let's take a moment to really focus on who Jesus is as we sing.

*SONG: "Forever (We Sing Hallelujah)" Dance Motion, Lyric or Instrumental Lyric Videos are available with Amazing Music on APlay*

"You guys sounded incredible! Remember, when you worship, you're not just singing words, you're choosing to trust God's bigger story. And when you do that, joy becomes possible no matter what."

5 min

## Memory Verse

### What You Need

No supplies needed

"Before we move on, here's something super important we're going to remember all month long. It's our Memory Verse, and it's a reminder that joy isn't something we have to force or fake. Joy comes from knowing Jesus, trusting Him, and remembering that our story is part of something much bigger.

"This verse was written by Paul, and here's what makes it powerful: Paul wrote these words while he was in prison. Not on a good day. Not when everything was going right. He wrote it when things were confusing and hard. But he still had joy because he trusted the bigger story God was writing.

"Let me read you our Memory Verse and then we can say it together!  
*SLIDE: Memory Verse*

**WORSHIP LEADER:** *"Always be joyful because you belong to the Lord. I will say it again. Be joyful! —Philippians 4:4 (NirV).*

"Let's say it together!"

**KIDS AND WORSHIP LEADER:** *"Always be joyful because you belong to the Lord. I will say it again. Be joyful! —Philippians 4:4 (NirV)."*

**WORSHIP LEADER:** "Great job, everyone! That verse reminds us that real joy doesn't depend on how perfect life feels. Joy comes from knowing Jesus and trusting that He's working in a bigger story, even when we can't see all of it yet."

10 min

## Worship Option 2 | Orange Kids Music

5 min

### I've Got Joy | Orange Kids Music

#### What You Need

No supplies needed

*Note: We've suggested worship songs below from Amazing Music and Orange Kids Music. We've created these worship resources to be developmentally appropriate for elementary and preteen kids by incorporating simple, direct language, fun dance movements, and upbeat, current arrangements.*

*We've chosen specific songs that amplify our teaching content for this month. We recommend that you use these songs as scripted below, or combined with other popular worship songs that your kids know and love. Orange Kids Music can be purchased at [store.thinkorange.com](http://store.thinkorange.com). Amazing Music is available on APlay with Amazing+, or as an Add-On.*

**WORSHIP LEADER:** "Alright, everyone, let's get ready to worship! This is our chance to celebrate how good God is! He made each one of us. He loves us more than we can imagine, and He's always with us, no matter what we're going through.

"When we sing, we're not just saying words; we're thanking God for who He is and all the amazing things He's done. So come on, let's stand up, smile big, and sing out loud to show God how much we love Him!

*SONG: "I've Got Joy" available on [Store.ThinkOrange.com](http://Store.ThinkOrange.com)*

5 min

## Start The Party | Worship song

### What You Need

No supplies needed

"You guys sound amazing! Did you know God hears every word? He loves it when we take time to worship Him—not just with our voices, but with our lives. Let's keep worshipping together!"

*SONG: "Start the Party" available on Store.ThinkOrange.com*

"Great job, everyone! I love worshipping God with you all! Here's what we can remember today: worship doesn't stop here. You can keep worshipping God all through this week by the way you live, the way you treat people, and the way you trust Him.

24 min

# Bible Story (Video)

12 min

## StoryLab Bible Story | Video

### What You Need

No supplies needed

12 min

## So and So Show Bible Story | Video

### What You Need

No supplies needed

28 min

# Bible Story (Live)

*Note: We're so excited to be going through key stories of the Bible this year and learning more about its Author—God! It's God's Big Story! But to provide you with flexibility as you experience God's Big Story in your own unique setting, there's more than one way to use the following script!*

*If you want to follow "God's Big Story," read the following script straight through. Each week will build on the previous ones. But, if your church wants to teach a Large Group session without connecting it to what has come before, there are two sections in the script below that are optional—"God's Big Story Opener" and "God's Big Story Closer." (Or if you are joining us at some point throughout the year, you can opt out of the God's Big Story part and just join us as we journey through the rest of the story of Scripture!) We're going to go through the Bible as we teach throughout the year, but whether or not you share God's Big Story each week is up to you!*

*Whatever way you decide to use the following, know that we're praying diligently for you—we're asking God to help kids see and believe that He loves them, He invented them, and He wants to be their closest Friend. Forever. It's an honor to get to know God with you through the Bible this year!*

### What You Do:

3 min

## INTRODUCTION

### What You Need

👤 Storyteller	1
👤 Host	1
👤 Table	1
👤 Giant notepad	1
👤 A stack of sticky notes (a larger size might be better)	1
👤 Permanent marker	21
👤 Pre-written page on the second page of the notepad that says: "JESUS WAS WITH THEM."	1

- Download the slides and have them ready to use. If you do not have screen capabilities, you have Orange's permission to enlarge and print the slides on paper.
- Confirm that your church has appropriate licensing to perform or play music and sound effects in your kids' environments (see above under Opener).
- Leave the first page of the notepad blank—it's for the sticky notes.
- On the second page of the notepad, write with the permanent marker in big, bold letters: "JESUS WAS WITH THEM."
- Have the notepad ready on the stage with the top page blank and the second page with the pre-written message that says: "JESUS WAS WITH THEM."
- Have the sticky notes and marker ready on the stage.

*(Things to have ready: Make sure the table is set on stage so the Communicator can place their Bible on it and read from it. Teaching slides loaded. Notepad with pre-written message that says "JESUS WAS WITH THEM." on the second page. Sticky notes and marker ready.)*

**COMMUNICATOR:** "Alright, question for you. Have you ever had one of those days where something goes wrong, or something happened that's just really annoying, and the first thing you want to do is talk to your best friend about it? Maybe we message them, or call, or talk to them in person. Messages like these might capture what we're feeling.

"Like when the day feels like it's moving in slow motion and you're just over it.

*SLIDE: Teaching 1 ("Why is today so sloooow?")*

"Or how about this one, when something random happens, and you want your best friend to be a part of it.

*SLIDE: Teaching 2 ("Bro ... tell me why I just spilled milk all over my homework and myself.")*

"Or this classic, when you're confused about something and you just need someone to talk it through with.

*SLIDE: Teaching 3 ("Wait ... am I the only one who didn't get what the teacher said??")*

"And of course, the message that sums up the whole vibe of a really interesting day you had.

*SLIDE: Teaching 4 ("It's fine, just realizing today is not my day.")*

"We've all had moments like this—moments that feel small but are still kind of frustrating or confusing. Moments when you're trying to figure out what's going on and you just want someone else to talk to about it.

"But here's what's cool: the two people in today's Bible Story? They knew exactly what that felt like. They were wondering what was going to

5 min

**TENSION****What You Need**

No supplies needed

happen. They had hopes about Jesus—who He was and what He came to do. And they were wondering what was going to happen. They didn't have phones, obviously, but if they did, one of their messages might've looked like this ...

*SLIDE: Teaching 5* ("I thought things were supposed to turn out differently ...")

**COMMUNICATOR:** "So let's talk about that message ... This is a feeling every single one of us has had at some point.

"You study for something ... and it still doesn't go the way you hoped.

"You're excited for plans ... and they fall apart.

"You think a situation is going to go one way ... and it turns out completely differently.

"But see, the two people we're learning about, they weren't dealing with a bad day or milk-soaked homework. They were dealing with the kind of confusion that hits deep—the kind where you're walking and talking with your friend, trying to make sense of everything.

"If they could've messaged their best friend in that moment, it might've looked like this.

*SLIDE: Teaching 6* ("None of this makes sense to me right now.")

"They had gone from hope ... to confusion.

*SLIDE: Teaching 7* ("We really thought Jesus was going to change everything ...")

"And now, they were trying to piece together what had actually happened.

*SLIDE: Teaching 8* ("What's going to happen? What are we going to do?")

"This is that moment when your mind is spinning. When you're searching for answers. When you're trying to understand the small part of the story that you can see.

"If there were texting bubbles, it would've looked like this ...

*SLIDE: Teaching 9* (Text message bubbles: "...")

"These two friends had no clue what was about to happen. But someone unexpected was about to walk right into their conversation—someone who would connect all the pieces and show them a story so much bigger than they ever imagined.

5 min

## GOD'S BIG STORY OPENER (OPTIONAL)

### What You Need

No supplies needed

"And that's where our true story from the Bible begins. But before we get into our true story from the Bible today, let me tell you about something amazing we've been doing all year! We're reading the key stories of the Bible from cover to cover! And this month, we're almost through!

"Why are we going through the Bible? Is it because we really want to learn more about the Bible? Well, not exactly. Part of the reason God gave us the Bible is so we can learn about Him. He could have kept who He is a secret from us, a big mystery of the universe. But He didn't! He wants us to know Him, so He gave us the Bible. So as we go through the Bible this year, we hope that we'll learn about Him!"

**COMMUNICATOR:** "We're going to go through God's Big Story in the Bible together so we can learn about God! (*Gesture to slide.*)

*SLIDE: God's Big Story*

"Let me catch you up on where we've been in God's Big Story so far!

*(If you have the Timeline Images up, feel free to point to them as you talk about them.)*

"You might remember that, in the beginning, God created everything. He made the world, the animals, people ... everything! God made the first people for the same reason He made all people—to be His close, close friends. But sadly, the first people God made chose to turn away from Him and sin. God wanted people to be close to Him, but they couldn't anymore. Pain, sickness, and death entered the world too.

"But God didn't want to leave things that way. So He put His rescue plan in motion right from the start!

"God was going to rescue everything through a family! God chose a man named Abraham and promised that his family would bless the whole world. Abraham had a great-grandson named Joseph, who became a leader in Egypt and saved his family—God's people. Over time, God's people grew but were enslaved by a new Pharaoh. 'Help us!' they cried out to God. God freed His people and brought them to the super-nice home He had designed for them, the Promised Land.

"After God's people were settled in the Promised Land, they disobeyed God—again and again and again. Even the kings God gave them rebelled! So, God split the nation in two—into the northern kingdom of Israel and the southern kingdom of Judah. Prophets spoke for God saying, 'Come back to Me!' But the northern kingdom of Israel was destroyed, and the southern kingdom of Judah was taken captive. Oh no! After years in exile, some of God's people returned to rebuild their homeland, while others stayed in foreign lands.

"During that sad time, God kept sending messages to His people about the Rescuer He had promised long ago. 'God's Rescuer is going to come like this!' the prophets said. But for years and years, nothing happened.

5 min

**TRUTH****What You Need**

No supplies needed

"And then it did! God sent Jesus, the Rescuer we needed, just like He promised! While Jesus was on Earth, He showed us who God is because He is God!

"Jesus lived a perfect life, and He gave that perfect life to pay the price for our sin. Because He never did anything wrong, Jesus was able to take on our sin. With His own life, He paid for all the wrong things anyone has ever done or ever will do. He broke the curse of sin we were under. He set us free. With the curse broken, with sin paid for, we could be close to God again! What God had been working on in His Big Story was finally coming true!

"And then Jesus did something else amazing! He rose back to life! Jesus beat death! Our Rescuer who loves us is alive and with us forever and ever!

"And that's where we are in God's Big Story!"

**COMMUNICATOR:** "We're continuing on through our journey through the Bible. Today's story actually happened on the very same day Jesus rose from the dead—that very first Easter Sunday!

"As we walk through what actually happened on the road that day, I'm going to use this giant notepad here. On the top page of this giant notepad, we're going to add some sticky notes that show the kinds of thoughts people have when they're stuck in their story and only see a small part of what's going on. Thoughts that feel true in the moment but don't show the whole picture.

"In our true story from the Bible today, two friends were walking from Jerusalem to Emmaus. They were talking, trying to make sense of everything that had just happened. Then a man came up to them and joined in on their conversation. Spoiler alert! It was Jesus, but they didn't know it yet.

"Here's what the Bible says went down:

*(Open the Bible and read Luke 24:17-19a NIV.)*

*Jesus asked them, "What are you talking about as you walk along?" They stood still, and their faces were sad. One of them was named Cleopas. He said to Jesus, "Are you the only person visiting Jerusalem who doesn't know? Don't you know about the things that have happened there in the last few days?"*

*"What things?" Jesus asked.*

*"About Jesus of Nazareth," they replied.*

"Now remember, this 'stranger' walking with them was actually Jesus. But they didn't realize it. And everything they were feeling ... it was heavy.

"They probably felt disappointed. They had hopes, and in their perspective, things hadn't worked out. Has anyone ever felt that way?

*(Write a sticky note that says: "Disappointed." Place it on the top page of the notepad.)*

"They knew the facts ... but they didn't know the whole story. They only saw the small part they were standing in. Let's see how they answered Jesus.

*(Open the Bible and read Luke 24:19b-24 NIV.)*

*"He was a prophet. He was powerful in what he said and did in the sight of God and all the people. The chief priests and our rulers handed Jesus over to be sentenced to death. They nailed him to a cross. But we had hoped that he was the one who was going to set Israel free. Also, it is the third day since all this happened. Some of our women amazed us too. Early this morning they went to the tomb. But they didn't find his body. So they came and told us what they had seen. They saw angels, who said Jesus was alive. Then some of our friends went to the tomb. They saw it was empty, just as the women had said. They didn't see Jesus' body there."*

*(Write a sticky note that says: "We had hoped." Write a sticky note that says: "Confused." Place them both on the top page of the notepad.)*

"Let's write this down: 'We had hoped.' And 'confused.' Anyone ever just feel confused? You might wonder, 'God what are You doing? I don't understand ... what I thought was going to happen isn't happening.'

"The two friends just couldn't see how any of this would possibly turn out good. And then Jesus did something incredible: He walked them through God's Big Story that He was telling in the Bible. The promises. The prophets. Everything that pointed to Him.

*(Open the Bible and read Luke 24:25-27 NIV.)*

*Jesus said to them, "How foolish you are! How long it takes you to believe all that the prophets said! Didn't the Messiah have to suffer these things and then receive his glory?" Jesus explained to them what was said about himself in all the Scriptures. He began with Moses and all the Prophets.*

*(Write another sticky note that says: "Can't see the big picture." Stick it on the top page of the notepad.)*

"The men couldn't see or even understand the bigger picture.

*(Open the Bible and read Luke 24:28-31 NIV.)*

*They approached the village where they were going. Jesus kept walking as if he were going farther. But they tried hard to keep him from leaving.*

*They said, "Stay with us. It is nearly evening. The day is almost over." So he went in to stay with them.*

*He joined them at the table. Then he took bread and gave thanks. He broke it and began to give it to them. Their eyes were opened, and they recognized him. But then he disappeared from their sight.*

"Right there, in that moment, everything flipped. All this time, Jesus wasn't far away. He wasn't gone. He wasn't absent. He was with them. Every mile. Every step. Every question. Every moment. All those thoughts? All those feelings? They're real. We all feel them. But they're not the whole story.

"Because underneath all of it ...

*(Slowly peel off the entire top page of the notepad WITH the sticky notes attached. Reveal the next page that says: "JESUS WAS WITH THEM.")*

"This was the bigger story, they just couldn't see it yet. Jesus went through the Scriptures and explained that because God wants to be our close friends, He came to rescue us. He gave His life to pay for our sins so we could be close to God again. And then He rose again! He paid for sin and defeated death! And now we will be His friends forever!

"That was the bigger story. Jesus died so we could be close to Him. And once the two people saw that? Everything changed. The two men started thinking back on their walk on the road with Jesus. Let's look at what they said.

*(Open the Bible and read Luke 24:32-35 NIV.)*

*They said to each other, "He explained to us what the Scriptures meant. Weren't we excited as he talked with us on the road?"*

*They got up and returned at once to Jerusalem. There they found the 11 disciples and those with them. They were all gathered together. They were saying, "It's true! The Lord has risen! He has appeared to Simon!" Then the two of them told what had happened to them on the way. They told how they had recognized Jesus when he broke the bread.*

"When they realized Jesus was alive, and that He had been walking with them the whole time, their sadness flipped into joy. Their confusion flipped into clarity. Their small story suddenly made sense inside God's big story.

"And that's the part that matters for you too ... because the bigger story doesn't stop there.

"So let's talk about what this means for you. Because what happened on the road to Emmaus? It's not just history. It's the way our lives feel sometimes!

5 min

## APPLICATION

**What You Need**

No supplies needed

5 min

**GOD'S BIG STORY CLOSER  
(OPTIONAL)****What You Need**

No supplies needed

*(Pick up the entire top page of the notepad—the one covered in sticky notes.)*

"Every single one of us has days that feel like this. Days when you're disappointed. Days when you're confused. Days when things don't go the way you hoped they would. Days where you can only see the small part of the story you're standing in.

"But here's the thing the Emmaus story shows us: Even when your world feels small ... even when all you can see is the top page filled with stuff you don't understand ... There is always something bigger happening underneath. The bigger story is this: Jesus gave His life so that you could be His friend forever. And then He rose from the dead! Jesus is alive! And He goes with you through everything.

"But that's not the whole story. One day, Jesus is coming back, and He is going to make everything right again. God is going to end pain, sickness, and death—forever! And you will live with Him forever in a place where there is no more crying, or sadness, or pain!

"So you can have joy, real joy, not because every day is perfect or because everything magically works out ... but because Jesus is alive, because Jesus is with you, because that big story is true, and because God is working toward it!"

**HOST:** "Let's take a look at the progress we made in God's Big Story this week!

*SLIDE: God's Big Story*

"This week, we're right up here on the picture of 'The Resurrection' of God's Big Story! Today's true story from the Bible took place on the very same day Jesus rose from the dead! *(Gesture to timeline.)*

"This week, we learned about two of Jesus' followers who didn't quite understand what all that Jesus had done meant. But Jesus was so patient with them. He went through the Scriptures and was like, 'Look what God was doing here!' 'Look what God was doing here!' It's kind of like what we've been doing all year with God's Big Story! *(Gesture to the Timeline Images if you have them.)* We've been going through the Bible and saying, 'Look what God was doing here!' 'Look what God was doing here!' The very truth at the heart of our lives is that we are so loved by God, and He is so good, that He worked and worked for years and years to bring Jesus to Earth to rescue us. God's whole Big Story is that He made a way for us to be His close friends forever, and in the end, He's going to make a beautiful place for us to be with Him forever! In the end, He's going to make everything right, and we're going to live with Him forever! That's the story that the two friends on the walk to Emmaus were living in, and it's the Big Beautiful Story that we are living in too! God has made a way for you to be His friend! Forever! Yay for God and His Big Story!

8 min

## Closing

5 min

### LANDING

#### What You Need

No supplies needed

*SLIDE: Week 2 Timeline Image*

*(If you're making a timeline of printed images on your wall, take this moment to place today's Timeline Image on the clothesline.)*

"This week, we learned about the two followers of Jesus walking to Emmaus and how Jesus told them about God's Big Story!"

**COMMUNICATOR:** "So as we wrap up today, here's what I want you to remember: You can have joy because there's a bigger story. Not just the small story you see in the moment ... but God's big story that's been true the whole time. Even when your day feels confusing, frustrating, or not what you expected, Jesus is alive, and He is walking with you every step of the way.

"Let's review our Bottom Line for today!"

*SLIDE: Bottom Line*

**COMMUNICATOR: [Bottom Line]** "You can have joy because there's a bigger story. Say that with me, everyone!"

**COMMUNICATOR AND KIDS:[Bottom Line]** "You can have joy because there's a bigger story!"

**COMMUNICATOR:** "Before we head to small groups, I want to leave you with one last question to think about. It's our Conversation Starter for today!"

*SLIDE: Conversation Starter*

**[Conversation Starter]** "How does knowing that Jesus is alive bring you joy?"

"Today, we talked about two friends who could only see the part of their story that was filled with disappointment, confusion, and questions. But then, Jesus showed them the bigger story. Jesus is alive, and He made a way to be with them forever! And when they saw that ... everything changed.

"Sometimes we only see a small part of our story too—the stuff that's happening right now or the things that aren't going the way we hoped they would. But what we can't see is the truth that we are living in that bigger story!"

"So when things get hard, and they will, ask God to help you remember that there is a bigger story! Ask Jesus to remind you that He is with you every step of the way.

"So think about this: How does knowing Jesus is alive bring you joy?"

"Maybe it reminds you that you're not alone. Maybe it gives you hope on hard days. Maybe it helps you trust that God is doing something bigger than what you feel right now.

3 min

## PRAYER

### What You Need

No supplies needed

"As you go to small group, talk about it. Be honest. Share what gets in the way of seeing the bigger story, and talk about how you can look for Jesus in the middle of your week, even if it's messy. Because when you remember Jesus is alive, He's with you, and that He is working in the best story ever, joy starts showing up in places you didn't expect.

"Jesus, we praise You! You are alive! Thank You for going with us through every step of our lives, even when we don't always see it. When our days feel small or confusing, remind us that there's a bigger story, Your story, and that You're right there with us in the middle of ours. Help us look for You this week. Help us trust You. And help us find joy knowing that You're with us in every step we take, and You are working toward the best story ever. We love You, and we pray these things in Jesus' name. Amen."

*(After prayer, Communicator dismisses kids to Small Group.)*

*AUDIO: Play upbeat music as the kids exit.*

*SLIDE: Theme*

*Optional Video: Theme Loop*

# Getting Ready | K5

## Large Group

### GETTING READY

Here's everything you need to know to get ready for this week.

#### APlay

Get the most out of your curriculum with **APlay!** [JoinAPlay.com](http://JoinAPlay.com) is an all-in-one media organization and presentation tool. Experience all of your Orange Curriculum media assets, now pre-built and fully customizable. No more sorting through multiple download folders.

**APlay** is free with your curriculum subscription and packed with features to help your weekly experience run smoother. **APlay** gives you more time to focus on what truly matters—more ministry, less media management with Apple TV-based media solutions.

**Story: Communicating God's Truth in Engaging Ways (25 minutes)**

**Worship: Inviting People to Respond to God (10 minutes)**

#### 1. Opener

##### What You Need:

- Host
- 6 kid volunteers for every round you do (Ask for new volunteers at the start of each round!)
- 30-50 party hats (You may not need this many, but make sure you have enough hats to last for the whole 2 minutes of the game. Recommended: 15 party hats minimum for each team.)

##### Music and Sound Effects:

- Upbeat music to play as kids enter the room
- Upbeat music to play during the game

##### Large Group Visuals:

- Theme Slide
- "Party Hat Stack Attack Title" Slide
- Bottom Line Slide

##### Optional Videos:

- Theme Loop
- Theme Intro
- 2-minute countdown for the game

##### What You Do:

- Download the slides or optional videos and have them ready to use. If you do not have screen capabilities, you have Orange's permission to enlarge and print the slides on paper.
- Download the sound effects from the Large Group scripts folder and have them ready to use.
- Refer to week 1 to confirm that your church has appropriate licensing to perform or play music and sound effects in your kids' environments.
- *Optional:* Download a countdown video from a royalty-free site. Load it into your presentation software and have it ready to play during the Opener. You could also keep time on a smartphone or watch. *Note: Some presentation software, such as ProPresenter, includes a built-in countdown clock that can be overlaid on a still image.*
- Place each team's pile of party hats on opposite ends of the room.

## 2. Worship and Memory Verse

### What You Need:

- Worship Leader(s)

### Music and Sound Effects:

- "Alive"- available on APlay with Amazing Music
- "Forever (We Sing Hallelujah)" - available on APlay with Amazing Music
- "I've Got Joy" - available on Store.ThinkOrange.com)
- "Start the Party" - available on Store.ThinkOrange.com)

### Large Group Visuals:

- Theme Slide
- Memory Verse Slid

### Optional Videos for Orange Kids Music

- "I've Got Joy" Dance Moves Video or Live Lyrics Video (available through Store.ThinkOrange.com)
- "Start the Party" Dance Moves Video or Live Lyrics Video (available through Store.ThinkOrange.com)

### What You Do:

- If you are utilizing the suggested songs from **Amazing Music**, search for your desired video resource for each song under the Worship section on APlay and add to your service!
- You can access Amazing Music's Dance Motion, Lyric, and Instrumental Videos in APlay under the Worship section.
- Amazing Music Song Trainings are available in Amazing Leaders and FREE on YouTube. <https://www.youtube.com/@AmazingKidsMusic>
- If you are utilizing **the Orange Kids Music** suggestions, simply purchase and download from Store.ThinkOrange.com! You can upload these into APlay for easy use with your 252 curriculum.
- Dance Motion Videos and Lyrics Videos are available for Orange Kids Music songs. For more information, visit Store.ThinkOrange.com.
- *Make sure your church has obtained licensing rights to play or perform music. You can obtain a license to perform worship music from Christian Copyright Licensing International ([www.ccli.com](http://www.ccli.com)). It covers over 200,000 worship songs for congregational singing. You are responsible for including the copyright information on all songs reproduced under the Church Copyright License (including song lyrics projected onscreen). This includes the song title, writer credit(s), copyright notice, and your church's CCLI license number. You can include this information on one of the lyric slides, or you can create a separate slide detailing this information, but the copyright information must appear at least once for each song you play or perform. For example:*

*"Hallelujah" words and music by John Doe*

©2000 Good Music Co.

CCLI License # 0000

## 3. Bible Story

### What You Need:

- Storyteller

- Host
- Bible
- Table
- 2 kid volunteers
- 2 small whiteboards
- 2 dry-erase markers

**Music and Sound Effects:**

- Upbeat music to play as kids exit the room

**Large Group Visuals:**

- Theme Background Slide
- Theme Slide
- Bottom Line Slide

**Optional for God's Big Story:**

- Clothesline and clothespins for the timeline in your room
- God's Big Story Slide
- Week 2 Timeline Image Slide
- We recommend that you create a timeline in your Large Group room that you can add to throughout this curriculum year as we travel through the Bible. This can be a simple clothesline or a section of the wall where you can hang the printed Timeline Images in order, week by week. We'll provide a Timeline Image for each week of the curriculum. There are two versions of each Timeline Image—a slide and a print version. A digital [God's Big Story poster](#) is available as well in the Orange Store.

**Optional Video: (available in APlay)**

Our Large Group scripts are interchangeable with these videos so you can plug and play the way you need to each week.

**For 252 Kids (Kindergarten through 3rd grade):**

- StoryLab: Invite elementary kids to engage with inquisitive young hosts as they explore core biblical truths and stories in a STEAM-inspired setting.

**For 252 Preteen (4th and 5th grade):**

- The So & So Show: Guide preteens to explore questions of faith through a YouTube-style show full of humor and lots of zany fun.

**Additional environment enhancements including:**

- Motion graphics, including loops
- Countdown video

**What You Do:**

- Download the slides and have them ready to use. If you do not have screen capabilities, you have Orange's permission to enlarge and print the slides on paper.
- Confirm that your church has appropriate licensing to perform or play music and sound effects in your kids' environments (see above under Opener).

# Supplies

Opener	Quantity
1. Host	1
2. kid volunteers for every round you do (Ask for new volunteers at the start of each round!)	10
3. Floor tape	1
4. buckets	1
5. 11 x 17-inch "There's a Bigger Story!" prints that are provided	1
6. Tape, to secure the "There's a Bigger Story!" prints on the wall	1
7. 2-3 stacks of sticky notes	3

INTRODUCTION	Quantity
1. Storyteller	1
2. Host	1
3. Table	1
4. Giant notepad	1
5. A stack of sticky notes (a larger size might be better)	1
6. Permanent marker	21
7. Pre-written page on the second page of the notepad that says: "JESUS WAS WITH THEM."	1

**WEEK**

**THREE**

# Preteen | W3

## Today's Suggested Schedule—April 2026, Week 3

**Bible Story:** Great Commission and Ascension • *Matthew 28:16-20, Acts 1:1-11*

**Bottom Line:** You can share the good news about Jesus.

**Monthly Memory Verse:** *Always be joyful because you belong to the Lord. I will say it again. Be joyful!* • *Philippians 4:4 NIV*

Loud sounds, bright lights, and large groups can be overwhelming or overstimulating for some children. To create a more inclusive large group experience, consider offering adaptive tools like noise-canceling headphones, sunglasses, sensory-friendly items, or access to modified spaces.

### **Prelude: Setting the Tone for the Experience**

See the **Getting Ready** pages at the end of this document for a detailed description of what you'll need for today.

In the **Prelude** folder of your curriculum, you'll find a variety of other resources to help you prepare.

### **Small Group (15 minutes)**

#### **Social: Providing Time for Fun Interaction**

Opening Activity

### **Large Group (35 minutes)**

#### **Story: Communicating God's Truth in Engaging Ways**

#### **Worship: Inviting People to Respond to God**

Opener

Worship

Bible Story (sections from God's Big Story are listed as optional)

Prayer

### **Small Group (25 minutes)**

#### **Groups: Creating a Safe Place to Connect**

Bible Story Review: Parachute Party (K–1st grade), Emoji Story (2nd–3rd grade)

Application Activity: Be a Smartie (K–1st grade), Spread the Joy (2nd–3rd grade)

Memory Verse Activity: Bubble Verse (K–1st grade), Unscramble the Relay (2nd–3rd grade)

Prayer Activity: Pray and Dismiss

### **Home: Prompting Action Beyond the Experience**

Parent Cue Card (Print or Email)

Devotionals for Kids

Parent Cue App



### **Bible Story**

Great Commission and Ascension • *Matthew 28:16-20, Acts 1:1-11*

### **Conversation Starter**

What does it mean to you that God is with you?

### **Bottom Line**

You can share the good news about Jesus.

### **Monthly Memory Verse**

*Always be joyful because you belong to the Lord. I will say it again. Be joyful!* • *Philippians 4:4 NIV*






5 min

# Large Group Opener

5 min

## Opener

### What You Need

 Host	1
 Floor tape	1
 inflated balloons	20
 kid volunteers for every round you do (Ask for new volunteers at the start of each round!)	12
 Timer (or smartphone or watch or countdown)	1

### What You Do:

- Download the slides or optional videos and have them ready to use. If you do not have screen capabilities, you have Orange's permission to enlarge and print the slides on paper.
- Refer to week 1 to confirm that your church has appropriate licensing to perform or play music and sound effects in your kids' environments.
- *Optional:* Download a countdown video from a royalty-free site. Load it into your presentation software and have it ready to play during the Opener. You could also keep time on a smartphone or watch. *Note: Some presentation software, such as ProPresenter, includes a built-in countdown clock that can be overlaid on a still image.*
- Use floor tape to split your game area into two equal sides.
- Blow up 20 balloons.
- Scatter 10 balloons on each side of the floor tape.

**HOST:** "What is UP, everybody? Welcome to [Name of Environment]! We're in the third week of our Block Party theme, 'Celebrating Jesus and Joy That Never Ends'! And today, we're talking about something Jesus asked all of us to do.

"But first, we're starting with a game that is loud, fast, and basically impossible to play calmly. I call it: 'Don't Keep It!'

*SLIDE: Don't Keep It! Title*

**HOST:** "Take a look right here. See this giant line of tape running down the middle of the room? That line splits the room into two sides. Team One is on my left, and Team Two is on my right. And I need six players for each team. If you want in, let me see those hands! Let's pick our teams!

*(Pick twelve volunteers from the kids who have their hands raised. Split them into two teams of six and have each team stand in their game zone.)*

"Okay, we have our teams! Now, notice the floor around you. Yup, there are 20 balloons out here, 10 on each side. When that countdown clock starts, these balloons are your entire mission.

"Your goal is simple: when the one-minute timer ends, you want the fewest balloons on your side.

"That means if a balloon touches your foot? Don't keep it. If a balloon rolls into your corner? Don't keep it. If a balloon is staring at you like, 'Please hold me'? NOPE, don't keep it!

"You can grab it, toss it, kick it, head butt it, whatever you've got to do to get it to the other side. Just don't cross the line! And be gentle with your teammates!

"And remember, when the time is up, whichever team has the least amount of balloons on their side wins.

"Okay, teams ready? Audience, are YOU ready? Countdown ready?

"Alright then ... let's play 'DON'T KEEP IT!'

"3 ... 2 ... 1 ... GO!

*Optional Video: One-Minute Countdown*

*AUDIO: Upbeat music*

*(Start the timer—or smartphone or watch or countdown. Play the game. Cheer on both teams and involve the audience. Make sure each team is staying on their side of the game zone.)*

*(Once the one-minute timer is up ... )*

"Okay, time is up! Great job, [Team Name]! You have the fewest number of balloons on your side! Let's give a big hand for both of our teams!

*(Repeat for as many rounds as time allows. Ask for twelve new volunteers at the start of each round.)*

**HOST:** "That was awesome! Now I want you all to think about something. In that game, the whole point was not to keep things to yourself. If you held onto a balloon, your team lost.

"And today, we're talking about something Jesus told His followers—something that works the same way. Jesus didn't want the good news He told His followers to be kept quiet. He wanted it passed on. Shared and told. Given away so EVERYONE could know the good news about Jesus and that He loves us so much!

"That's why our Bottom Line today is this:

*SLIDE: Bottom Line*

**[Bottom Line]** "You can share the good news about Jesus. Say that with me, everyone!"

**HOST AND KIDS:** **[Bottom Line]** "You can share the good news about Jesus."

**HOST:** "Nice job, everybody! Let's go find out more about what that means!"

11 min

# Worship Option 1 | Amazing Music

3 min

## Alive | Worship Song

### What You Need

No supplies needed

3 min

## Living Hope | Worship Song

### What You Need

No supplies needed

*Note: We've suggested worship songs below from Amazing Music and Orange Kids Music. We've created these worship resources to be developmentally appropriate for elementary and preteen kids by incorporating simple, direct language, fun dance movements, and upbeat, current arrangements.*

*We've chosen specific songs that amplify our teaching content for this month. We recommend that you use these songs as scripted below, or combined with other popular worship songs that your kids know and love. Orange Kids Music can be purchased at [store.thinkorange.com](http://store.thinkorange.com). Amazing Music is available on APlay with Amazing+, or as an Add-On.*

*(Worship Leaders enter as Host exits.)*

**WORSHIP LEADER:** "Hey, everyone! Welcome back to our Block Party! We've been talking all month about joy—not the kind that fades, but the kind that stays because of who Jesus is and what He's done. Today we're taking that celebration even further, and we're going to start with a song that reminds us exactly why we have joy ... because Jesus is alive.

"Our first song is called 'Alive!' It's all about the truth that Jesus didn't stay in the tomb—He rose again. Because He's alive, we can stand strong, have hope, and experience joy no matter what's happening around us. So let's sing it like we believe it!

*SONG: "Alive" Dance Motion, Lyric or Instrumental Lyric Videos are available with Amazing Music on APlay*

"Wow! You all sang that like you meant it! Now, let's sing another song that helps us remember something so important that Jesus gives us—freedom! When we follow Him, we don't have to worry or try to be the best. Jesus already loves us completely! Let's sing this one loud!

"That was awesome! You sounded incredible. I love singing that because it reminds me that joy doesn't depend on a perfect day, it depends on a perfect Savior who's alive and with us.

"Our next song is 'Living Hope.' This song reminds us of something powerful: Jesus isn't just alive, He's our source of hope. So as we sing this, focus on the words. Let them remind you that Jesus is with you, and He gives us hope every single day.

*SONG: "Living Hope" Dance Motion, Lyric or Instrumental Lyric Videos are available with Amazing Music on APlay*

"I love that song. Because of Jesus, we get to live with joy and hope, no matter what. Remember that this week—no matter what's going on in your life, you can have hope!"

5 min

## Memory Verse

### What You Need

No supplies needed

10 min

## Worship Option 2 | Orange Kids Music

5 min

## I've Got Joy | Orange Kids Music

### What You Need

No supplies needed

"Before we move on, there's something super important we're focusing on all month long. It's our Memory Verse, and it reminds us where real joy comes from. Joy isn't just a feeling that shows up on a good day. It's not about everything going right or life being perfect. Joy comes from knowing who you belong to. When you follow Jesus, you belong to Him, and that truth brings a joy that lasts. So let's take a look at our Memory Verse together.

*SLIDE: Memory Verse*

**WORSHIP LEADER:** *"Always be joyful because you belong to the Lord. I will say it again. Be joyful! —Philippians 4:4 (NirV)*

"Let's say it together!"

**KIDS AND WORSHIP LEADER:** *"Always be joyful because you belong to the Lord. I will say it again. Be joyful! —Philippians 4:4 (NirV)"*

**WORSHIP LEADER:** "Great job, everyone! This verse reminds us of something really important: joy is different from happiness. Happiness usually comes from something happening—like a good grade, a fun weekend, or your favorite food for dinner. But joy? Joy lasts even when things aren't perfect. Joy comes from knowing you belong to Jesus. That means even on stressful, boring, or disappointing days, you can still hold onto joy because Jesus doesn't change. He's with you, He loves you, and that gives you a joy that stays."

*Note: We've suggested worship songs below from Amazing Music and Orange Kids Music. We've created these worship resources to be developmentally appropriate for elementary and preteen kids by incorporating simple, direct language, fun dance movements, and upbeat, current arrangements.*

*We've chosen specific songs that amplify our teaching content for this month. We recommend that you use these songs as scripted below, or combined with other popular worship songs that your kids know and love. Orange Kids Music can be purchased at [store.thinkorange.com](http://store.thinkorange.com). Amazing Music is available on APlay with Amazing+, or as an Add-On.*

**WORSHIP LEADER:** "Alright, everyone, let's get ready to worship! This is our chance to celebrate how good God is! He made each one of us, He loves us more than we can imagine, and He's always with us, no matter what we're going through.

"When we sing, we're not just saying words, we're thanking God for who He is and all the amazing things He's done. So come on, let's stand up, smile big, and sing out loud to show God how much we love Him!

5 min

## Start The Party | Worship song

### What You Need

No supplies needed

SONG: "I've Got Joy" available on [Store.ThinkOrange.com](http://Store.ThinkOrange.com)

"You guys sound amazing! Did you know God hears every word? He loves it when we take time to worship Him—not just with our voices, but with our lives. Let's keep worshipping together!"

SONG: "Start the Party" available on [Store.ThinkOrange.com](http://Store.ThinkOrange.com)

"Great job, everyone! I love worshipping God with you all! Here's what we can remember today: worship doesn't stop here. You can keep worshipping God all through week by the way you live, the way you treat people, and the way you trust Him."

24 min

# Bible Story (Video)

12 min

## StoryLab Bible Story | Video

### What You Need

No supplies needed

12 min

## So and So Show Bible Story | Video

### What You Need

No supplies needed

28 min

# Bible Story (Live)

*Note: We're so excited to be going through key stories of the Bible this year and learning more about its Author—God! It's God's Big Story! But to provide you with flexibility as you experience God's Big Story in your own unique setting, there's more than one way to use the following script!*

*If you want to follow "God's Big Story," read the following script straight through. Each week will build on the previous ones. But, if your church wants to teach a Large Group session without connecting it to what has come before, there are two sections in the script below that are optional—"God's Big Story Opener" and "God's Big Story Closer." (Or if you are joining us at some point throughout the year, you can opt out of the God's Big Story part and just join us as we journey through the rest of the story of Scripture!) We're going to go through the Bible as we teach throughout the year, but whether or not you share God's Big Story each week is up to you!*

*Whatever way you decide to use the following, know that we're praying diligently for you—we're asking God to help kids see and believe that He loves them, He invented them, and He wants to be their closest Friend. Forever. It's an honor to get to know God with you through the Bible this year!*

### What You Do:

3 min

## INTRODUCTION

### What You Need

👤 Storyteller	1
👤 Host	1
👤 Table	1

- Download the slides and have them ready to use. If you do not have screen capabilities, you have Orange's permission to enlarge and print the slides on paper.
- Confirm that your church has appropriate licensing to perform or play music and sound effects in your kids' environments (see above under Opener).

*(Things to have ready: Make sure the table is set on stage so the Communicator can place their Bible on it and read from it. Teaching slides loaded.)*

**COMMUNICATOR:** "Have you ever been in a moment where you could feel something big was about to happen? Like you're sitting in the gym during an assembly and suddenly the principal steps up to the mic and says, 'I have an important announcement.' Instantly, everyone sits up straighter. Or your coach gathers the whole team and says, 'Alright, listen up.' You don't know what's coming, but you can feel it. Moments like that make your heart beat a little faster because you know that what's coming next matters.

"The followers of Jesus had a huge moment happening in their lives too. Jesus had risen from the dead, which is already the biggest plot twist in history, and then He had told them to meet Him on a mountain. Something big was coming!"

5 min

## TENSION

### What You Need

No supplies needed

**COMMUNICATOR:** "But here's what makes this moment so real: the disciples didn't show up to that meeting feeling calm or confident. Their emotions were all over the place.

"Some of them were excited. Jesus was alive! Some of them were confused. Everything they expected had changed, and they didn't know what was going to come next. And some of them were scared. The world still felt dangerous and unpredictable. They weren't sure what their future looked like or what their part in it was.

"And honestly? Sometimes we have moments like that too. Times when life feels uncertain, or when you're trying to figure out what you're supposed to do, or when you're wondering what your place is in the bigger story. It can feel like you're standing on the edge of something, but you're also not sure what's going to come next.

"That's exactly where the disciples were—waiting for clarity, direction, and hope. And what Jesus said next gave them all of that and more.

"That's where our true story from the Bible begins today. But before we get into our amazing true story from the Bible, let me tell you about something we've been doing all year! We're reading the key stories of the Bible from cover to cover! And this month, we're almost through!

5 min

## GOD'S BIG STORY OPENER (OPTIONAL)

### What You Need

No supplies needed

"Why are we going through the Bible? Is it because we really want to learn more about the Bible? Well, not exactly. Part of the reason God gave us the Bible is so we can learn about Him. He could have kept who He is a secret from us, a big mystery of the universe. But He didn't! He wants us to know Him, so He gave us the Bible. So as we go through the Bible this year, we hope that we'll learn about Him!"

**COMMUNICATOR:** "We're going to go through God's Big Story in the Bible together so we can learn about God! (*Gesture to slide.*)

*SLIDE: God's Big Story*

"Let me catch you up on where we've been in God's Big Story so far!

*(If you have the Timeline Images up, feel free to point to them as you talk about them.)*

"You might remember that, in the beginning, God created everything. He made the world, the animals, people ... everything! God made the first people for the same reason He made all people—to be His close, close friends. But sadly, the first people God made chose to turn away from Him and sin. God wanted people to be close to Him, but they couldn't anymore. Pain, sickness, and death entered the world too.

"But God didn't want to leave things that way. So He put His rescue plan in motion right from the start!

"God was going to rescue everything through a family! God chose a man named Abraham and promised that his family would bless the whole world. Abraham had a great-grandson named Joseph, who became a leader in Egypt and saved his family—God's people. Over time, God's people grew but were enslaved by a new Pharaoh. 'Help us!' they cried out to God. God freed His people and brought them to the super-nice home He had designed for them, the Promised Land.

"After God's people were settled in the Promised Land, they disobeyed God—again and again and again. Even the kings God gave them rebelled! So, God split the nation in two—into the northern kingdom of Israel and the southern kingdom of Judah. Prophets spoke for God saying, 'Come back to Me!' But the northern kingdom of Israel was destroyed, and the southern kingdom of Judah was taken captive. Oh no! After years in exile, some of God's people returned to rebuild their homeland, while others stayed in foreign lands.

"During that sad time, God kept sending messages to His people about the Rescuer He had promised long ago. 'God's Rescuer is going to come like this!' the prophets said. But for years and years, nothing happened.

"And then it did! God sent Jesus, the Rescuer we needed, just like He promised! While Jesus was on Earth, He showed us who God is because He is God!

5 min

**TRUTH****What You Need**

No supplies needed

"Jesus lived a perfect life, and He gave that perfect life to pay the price for our sin. Because He never did anything wrong, Jesus was able to take on our sin. With His own life, He paid for all the wrong things anyone has ever done or ever will do. He broke the curse of sin we were under. He set us free. With the curse broken, with sin paid for, we could be close to God again! What God had been working on in His Big Story was finally coming true!

"And then Jesus did something else amazing! He rose back to life! Jesus beat death! Our Rescuer who loves us is alive and with us forever and ever!

"But Jesus' friends were confused. Why did Jesus die? Why did He rise again? Jesus spent the next few days on Earth explaining what He had done and why!

"And that's where we are in God's Big Story!"

**COMMUNICATOR:** "We're continuing right along through the Bible. Today we're going to look at some important things Jesus taught after He rose from the dead.

"But before we jump into what Jesus said, I want to show you something.

*SLIDE: Teaching 1 (Muted sound icon)*

"See this? It looks like a mute button, right? Think about a microphone. Even when it's muted, the message is still real, and the sound is still there. But no one can hear it. Words are being spoken, but they're stuck. It's silent. And honestly? That's how a lot of people treat the good news about Jesus. It's always true, and it's always powerful. It always matters. But we stay muted and quiet. We might be afraid to say the wrong thing, or maybe we don't even know what to say.

"Now keep that image of a mute button in your mind because Jesus was about to hand His followers a message that should never stay muted.

"Let's jump into the Bible Story. Jesus had told His followers to meet Him on a mountain in Galilee. Even though some of them were still confused or unsure, they went, because when the risen Jesus tells you to meet Him somewhere, you go.

*(Open the Bible and read Matthew 28:17-18 NIV.)*

*When they saw him, they worshiped him. But some still had their doubts. Then Jesus came to them. He said, "All authority in heaven and on earth has been given to me."*

"Did you catch that? Jesus didn't say, 'Hey, I've got some authority.' He said, 'ALL authority.' Meaning: There is no one above Him. No one is

more powerful. No one is more worthy to follow. Then He gave them a massive assignment:

*(Open the Bible and read Matthew 28:19-20a NIV.)*

*"So you must go and make disciples of all nations. Baptize them in the name of the Father and of the Son and of the Holy Spirit. Teach them to obey everything I have commanded you."*

"Jesus basically said, 'Don't keep this to yourselves. Don't stay muted. Don't keep quiet about Me. What you've seen? What you've learned? What you know? Take it everywhere. Share it with others.' Then Jesus ended His instructions with a promise that changed everything.

*(Open the Bible and read Matthew 28:20b NIV.)*

*"And you can be sure that I am always with you, to the very end."*

"This is really amazing when you think about it. Jesus wasn't sending them out alone. He wasn't pushing them into something scary. He was promising His presence—everywhere, in every moment, in every conversation, walking with them every step.

*SLIDE: Teaching 2 (Unmuted sound icon)*

"See the difference? This is what Jesus was asking His followers to do: to go from MUTED to UNMUTED. The message didn't change. The truth didn't change. The difference was that now, people could hear it.

"Jesus met with His followers for the next few days after He rose from the dead. He kept teaching them and preparing them. Then, some time later, when they were eating with Him, this happened:

*(Open the Bible and read Acts 1:4-5 NIV.)*

*One day Jesus was eating with them. He gave them a command. "Do not leave Jerusalem," he said. "Wait for the gift my Father promised. You have heard me talk about it. John baptized with water. But in a few days you will be baptized with the Holy Spirit."*

"Jesus' friends had a huge job assignment, yes. But He was sending His Spirit, His very Spirit, to be their Helper. Jesus was basically saying, 'You don't have to share this message alone. I'm going to give you the strength to do what I'm asking you to do. I'm going to give you Myself.' The Holy Spirit, the Helper, helped the disciples, and He helps us too! The Holy Spirit is God with us!

*(Open the Bible and read Acts 1:6-8 NIV.)*

*Then the apostles gathered around Jesus and asked him a question. "Lord," they said, "are you going to give the kingdom back to Israel now?"*

5 min

**APPLICATION****What You Need**

No supplies needed

*He said to them, "You should not be concerned about times or dates. The Father has set them by his own authority. But you will receive power when the Holy Spirit comes on you. Then you will tell people about me in Jerusalem, and in all Judea and Samaria. And you will even tell other people about me from one end of the earth to the other."*

"There it was! There was the assignment.

*SLIDE: Teaching 2 (Unmuted sound icon)*

"Jesus made the disciples' mission crystal clear: Tell people about Him. Everywhere. Near and far. To the ends of the earth. With the help of the Holy Spirit. And then something happened that none of them expected.

*(Open the Bible and read Acts 1:9 NIV.)*

*After Jesus said this, he was taken up to heaven. The apostles watched until a cloud hid him from their sight.*

"Imagine staring at the sky with your mouth wide open. Jesus had given them a mission ... a promise ... and then He went back to heaven.

*(Open the Bible and read Acts 1:10-11 NIV.)*

*While he was going up, they kept on looking at the sky. Suddenly two men dressed in white clothing stood beside them. "Men of Galilee," they said, "why do you stand here looking at the sky? Jesus has been taken away from you into heaven. But he will come back in the same way you saw him go."*

"Jesus wasn't gone forever. He wasn't abandoning them. He had given them everything they needed—a mission to share the good news, and a promise that He'd be with them to help them do that through the Holy Spirit.

"The only question left was this ...Would the disciples stay muted ... or would they unmute the message and share it with the whole world?"

**COMMUNICATOR:** "Alright, let's take everything we just heard and bring it into real life—your life. Because Jesus didn't give the Great Commission only to the disciples on that mountain. He gave it to everyone who follows Him, and that includes you! Some of us live our faith like this: muted.

*SLIDE: Teaching 1 (Muted sound icon)*

*(Gesture to slide.)*

"We know Jesus loves us. We know He's changed our lives. We know we love being His friend. We know He gives hope, forgiveness, joy, and strength ... but we keep it to ourselves. Not because we're bad

Christians. Usually, because we're nervous. Or unsure. Or afraid of what someone might think.

"Being muted feels safe. But it also keeps people from hearing the best news in the world.

*SLIDE: Teaching 2 (Unmuted sound icon)*

"This is what Jesus invites us into—being unmuted. Sharing and speaking. Showing His love in real ways. Not being loud or pushy. Not preaching at people. But living in a way that makes people ask, 'There's something different about you ... what is it?'

"So let's talk about what this actually looks like.

"First, God is with you. Jesus Himself said, 'You can be sure that I am always with you' (*Matthew 28:20 NIV*). That means when you're scared? He's with you. When you're unsure what to say? He's with you. When you don't feel brave enough? He's still with you. You are never unmuting this message alone.

"Second, sharing the good news doesn't always mean giving a speech. It means paying attention to the people around you and asking God, 'How can I show Your love today?' Sometimes unmuting looks like: ...

"Being kind to the kid who sits alone.

"Encouraging a friend who's having a rough week.

"Choosing honesty when everyone else is taking the easy way out.

"Praying for someone because you care about them.

"Explaining why you have hope when someone asks why you're not stressed.

"Or simply saying, 'Yeah, I follow Jesus.' when it comes up.

"Every time you live like Jesus ... His message gets louder. Every time you choose love instead of anger, patience instead of snapping back, generosity instead of selfishness, you unmute the good news.

"Sharing Jesus isn't about being perfect. It's about being available. It's about trusting that if Jesus gave you this mission, He'll give you the courage and the strength to live it out.

"But it can also mean that when the time is right, maybe you actually do share the good news of Jesus with someone else. You don't need to know every answer or fact. You can share the simple truth—we are sinners who need a Savior. Jesus is that Savior. He died on the cross for our sins so we can be close with God, and then He rose from the dead!

5 min

## GOD'S BIG STORY CLOSER (OPTIONAL)

### What You Need

No supplies needed

8 min

## Closing

5 min

## LANDING

"So here's the big truth for today: **[Bottom Line] You can share the good news about Jesus.** Not because you're the loudest or the bravest, but because Jesus is with you, and His message is worth sharing."

**COMMUNICATOR:** "Let's take a look at the progress we made in God's Big Story this week!

*SLIDE: God's Big Story*

"This week, we're right up here on the path after the picture of 'The Resurrection' of God's Big Story! Today's true story from the Bible took place in the days after Jesus rose from the dead, and when He went back to heaven! (*Gesture to timeline.*)

"This week, we learned about the great assignment God has given us! Back after that horrible decision the first people made to turn their backs on God in the garden of Eden, God promised that He was going to make a way for us to be close to Him again. And all throughout God's Big Story, God was working and working to set up the time for Jesus to come and pay for our sins. And He did! Jesus came to Earth, lived a perfect life, gave that perfect life, paid for our sin, making a way for us to be close with God, and went back to heaven again! And now He wants us to tell the whole world about it. God's great love, that He spent years and years and years proving (*gesture to the Timeline Images if you have them*) is for the whole world. And He wants us to spread the message everywhere we go: 'Jesus is alive, and God loves you!' 'Jesus is alive, and God loves you!' God's love is so big that He wants it to spread over the whole world!

*SLIDE: Week 3 Timeline Image*

*(If you're making a timeline of printed images on your wall, take this moment to place today's Timeline Image on the clothesline.)*

"This week, we learned about the Great Commission, when Jesus told His disciples to tell the whole world about Him, and the ascension, when Jesus left Earth and went to be with God in heaven!

**COMMUNICATOR:** "So as we wrap up today, here's what I want you to remember: **[Bottom Line] You can share the good news about Jesus.** Not because you have all the answers. Not because you're super confident every day. But because Jesus is with you, and He gave us the

**What You Need**

No supplies needed

3 min

**PRAYER****What You Need**

No supplies needed

Holy Spirit, who gives you courage, strength, and the right words at the right time.

"Before we head to small groups, I want to leave you with one last question to think about. It's our Conversation Starter for today.

*SLIDE: Conversation Starter*

**[Conversation Starter] "What does it mean to you that God is with you?"**

"When you really believe that God is with you—at school, at home, with friends, on good days and stressful days—it changes everything. It gives you confidence. It gives you peace. And it gives you the courage to share who Jesus is with the people around you.

"As you head to small groups, talk about it. Be honest about where sharing Jesus with others feels easy and where it feels scary. And don't be afraid to ask questions. God is with you, and that's what makes sharing His good news possible.

"Let's talk to the God whose love is so big He wants it to spread over the whole world!

**COMMUNICATOR:** "Jesus, thank You. Thank You for dying for us to pay for our sins so we could be close to You. Thank You for loving us, and for promising to always be with us. Help us share about You. We want to follow You. Give us the courage to unmute Your love this week. Help our words, our actions, and our choices show others who You are. Thank You for being with us in every moment. We love You, and we pray these things in Jesus' name. Amen."

*(Dismiss kids to small groups.)*

*AUDIO: Play upbeat music as the kids exit.*

*SLIDE: Theme*

*Optional Video: Theme Loop*

# Getting Ready | Preteen Large Group

## GETTING READY

Here's everything you need to know to get ready for this week.

### APlay

Get the most out of your curriculum with **APlay!** [JoinAPlay.com](http://JoinAPlay.com) is an all-in-one media organization and presentation tool. Experience all of your Orange Curriculum media assets, now pre-built and fully customizable. No more sorting through multiple download folders.

**APlay** is free with your curriculum subscription and packed with features to help your weekly experience run smoother. **APlay** gives you more time to focus on what truly matters—more ministry, less media management with Apple TV-based media solutions.

**Story: Communicating God's Truth in Engaging Ways (25 minutes)**

**Worship: Inviting People to Respond to God (10 minutes)**

### 1. Opener

#### What You Need:

- Host
- Floor tape
- 20 inflated balloons
- 12 kid volunteers for every round you do (Ask for new volunteers at the start of each round!)
- Timer (or smartphone or watch or countdown)

#### Music and Sound Effects:

- Upbeat music to use as kids enter the room
- Upbeat music to use for the game

#### Large Group Visuals:

- Theme Slide
- "Don't Keep It! Title" Slide
- Bottom Line Slide

#### Optional Videos:

- Theme Loop
- Theme Intro
- Countdown
- One-Minute Countdown

#### What You Do:

- Download the slides or optional videos and have them ready to use. If you do not have screen capabilities, you have Orange's permission to enlarge and print the slides on paper.
- Refer to week 1 to confirm that your church has appropriate licensing to perform or play music and sound effects in your kids' environments.
- *Optional:* Download a countdown video from a royalty-free site. Load it into your presentation software and have it ready to play during the Opener. You could also keep time on a smartphone or watch. *Note: Some presentation software, such as ProPresenter, includes a built-in countdown clock that can be overlaid on a still image.*
- Use floor tape to split your game area into two equal sides.
- Blow up 20 balloons.

- Scatter 10 balloons on each side of the floor tape.

## 2. Worship and Memory Verse

### What You Need:

- Worship Leader(s)

### Music and Sound Effects:

- "Alive"- available on APlay with Amazing Music
- "Living Hope" - available on APlay with Amazing Music
- "I've Got Joy" - available on Store.ThinkOrange.com
- "Start the Party" - available on Store.ThinkOrange.com

### Large Group Visuals:

- Theme Slide
- Memory Verse Slide

### Optional Videos for Orange Kids Music

- "I've Got Joy" Dance Moves Video or Live Lyrics Video (available through Store.ThinkOrange.com)
- "Start the Party" Dance Moves Video or Live Lyrics Video (available through Store.ThinkOrange.com)

### What You Do:

- If you are utilizing the suggested songs from **Amazing Music**, search for your desired video resource for each song under the Worship section on APlay and add to your service!
- You can access Amazing Music's Dance Motion, Lyric, and Instrumental Videos in APlay under the Worship section.
- Amazing Music Song Trainings are available in Amazing Leaders and FREE on YouTube. <https://www.youtube.com/@AmazingKidsMusic>
- If you are utilizing **the Orange Kids Music** suggestions, simply purchase and download from Store.ThinkOrange.com! You can upload these into APlay for easy use with your 252 curriculum.
- Dance Motion Videos and Lyrics Videos are available for Orange Kids Music songs. For more information, visit Store.ThinkOrange.com.
- *Make sure your church has obtained licensing rights to play or perform music. You can obtain a license to perform worship music from Christian Copyright Licensing International ([www.ccli.com](http://www.ccli.com)). It covers over 200,000 worship songs for congregational singing. You are responsible for including the copyright information on all songs reproduced under the Church Copyright License (including song lyrics projected onscreen). This includes the song title, writer credit(s), copyright notice, and your church's CCLI license number. You can include this information on one of the lyric slides, or you can create a separate slide detailing this information, but the copyright information must appear at least once for each song you play or perform. For example:*

*"Hallelujah" words and music by John Doe*

©2000 Good Music Co.

CCLI License # 0000

## 3. Bible Story

### What You Need:

- Communicator
- Bible
- Table

**Music and Sound Effects:**

- Upbeat music to use as kids exit the room

**Large Group Visuals:**

- Theme Background Slide
- Theme Slide
- Teaching Slides 1-2
- Conversation Starter Slide

**Optional for God's Big Story:**

- Clothesline and clothespins for the timeline in your room
- God's Big Story Slide
- Week 3 Timeline Image Slide
- We recommend that you create a timeline in your Large Group room that you can add to throughout this curriculum year as we travel through the Bible. This can be a simple clothesline or a section of the wall where you can hang the printed Timeline Images in order, week by week. We'll provide a Timeline Image for each week of the curriculum. There are two versions of each Timeline Image—a slide and a print version. A digital [God's Big Story poster](#) is available as well in the Orange Store.

**Optional Video: (available in APlay)**

Our Large Group scripts are interchangeable with these videos so you can plug and play the way you need to each week.

**For 252 Kids (Kindergarten through 3rd grade):**

- StoryLab: Invite elementary kids to engage with inquisitive young hosts as they explore core biblical truths and stories in a STEAM-inspired setting.

**For 252 Preteen (4th and 5th grade):**

- The So & So Show: Guide preteens to explore questions of faith through a YouTube-style show full of humor and lots of zany fun.

**Additional environment enhancements including:**

- Motion graphics, including loops
- Countdown video

**What You Do:**

- Download the slides and have them ready to use. If you do not have screen capabilities, you have Orange's permission to enlarge and print the slides on paper.
- Confirm that your church has appropriate licensing to perform or play music and sound effects in your kids' environments (see above under Opener).

# Supplies

Opener	Quantity
1. Host	1
2. Floor tape	1
3. inflated balloons	20
4. kid volunteers for every round you do (Ask for new volunteers at the start of each round!)	12
5. Timer (or smartphone or watch or countdown)	1

INTRODUCTION	Quantity
1. Storyteller	1
2. Host	1
3. Table	1

**WEEK**

**FOUR**

# Preteen | W4

## Today's Suggested Schedule April 2026, Week 4

**Bible Story:** Pentecost / Fruit of the Spirit • Acts 2:1-41 (supporting: Galatians 5:22-23)

**Bottom Line:** The Holy Spirit gives you joy.

**Monthly Memory Verse:** *Always be joyful because you belong to the Lord. I will say it again. Be joyful!* • Philippians 4:4 NIV

Loud sounds, bright lights, and large groups can be overwhelming or overstimulating for some children. To create a more inclusive large group experience, consider offering adaptive tools like noise-canceling headphones, sunglasses, sensory-friendly items, or access to modified spaces.

### Prelude: Setting the Tone for the Experience

See the **Getting Ready** pages at the end of this document for a detailed description of what you'll need for today.

In the **Prelude** folder of your curriculum, you'll find a variety of other resources to help you prepare.

### Small Group (15 minutes)

#### Social: Providing Time for Fun Interaction

Opening Activity

### Large Group (35 minutes)

#### Story: Communicating God's Truth in Engaging Ways

#### Worship: Inviting People to Respond to God

Opener

Worship

Bible Story (sections from God's Big Story are listed as optional)

Prayer

### Small Group (25 minutes)

#### Groups: Creating a Safe Place to Connect

Bible Story Review: Headband Story (K-1st grade), Sculpted Creations (2nd-3rd grade)

Application Activity: Grouped Together (K-1st grade), Jesus in Many Languages (2nd-3rd grade)

Memory Verse Activity: Joyful Jump (K-1st grade), To the Beat (2nd-3rd grade)

### Home: Prompting Action Beyond the Experience

Parent Cue Card (Print or Email)

Devotionals for Kids

Parent Cue App



### Bible Story

Pentecost / Fruit of the Spirit • Acts 2:1-41 (supporting: Galatians 5:22-23)

### Conversation Starter

When have you experienced joy in your life?

### Bottom Line

The Holy Spirit gives you joy.

### Monthly Memory Verse

*Always be joyful because you belong to the Lord. I will say it again. Be joyful!* • Philippians 4:4 NIV










5 min

# Large Group Opener

5 min

## Opener

### What You Need

 Host	1
 Floor tape	1
 carpet scooters	2
 large bowls	2
 Confetti pieces, enough to spread on the floor in the game area	Several
 confetti cannons	2
 leaders (to pop the confetti cannons)	1
 kid volunteers for every round you do (Ask for new volunteers at the start of each round!)	1
 Timer (or smartphone or watch or countdown)	1

### What You Do:

- Download the slides or optional videos and have them ready to use. If you do not have screen capabilities, you have Orange's permission to enlarge and print the slides on paper.
- Refer to week 1 to confirm that your church has appropriate licensing to perform or play music and sound effects in your kids' environments.
- *Optional:* Download a countdown video from a royalty-free site. Load it into your presentation software and have it ready to play during the Opener. You could also keep time on a smartphone or watch. *Note: Some presentation software, such as ProPresenter, includes a built-in countdown clock that can be overlaid on a still image.*
- Make a start line with floor tape on one end of the room in the game area.
- Place the floor scooters on the start line.
- Place the two bowls on the opposite end of the room, directly across from the floor tape.
- Cover the game area with confetti pieces—enough so kids can easily gather pieces.
- Pick two leaders to pop the confetti cannons in the game area on cue and give them the confetti cannons before group time.

**HOST:** "What is up, everybody? Welcome to [Name of Environment]! We've been celebrating all month long, because we're talking about the kind of joy that lasts—joy that comes from Jesus! Our theme this entire month has been, 'Block Party: Celebrating Jesus and Joy That Never Ends!'

"Today we're talking about one of the most exciting moments in the whole Bible—when God gave His followers a powerful gift. But before we get there ... we're starting with something fun, fast, and full of celebration.

"This game is simple, messy, and awesome, the perfect combo for a block party. It's called 'Block Party Confetti!'

*SLIDE: Block Party Confetti Title*

"Here's how it works. Hold on... did anyone see all this confetti all over the floor? Did someone already have a party in here? You know what, if they did ... we should have a party too!

"Bring out the confetti cannons!

*(Nod to the two leaders to pop the two confetti cannons in the game area to add more confetti.)*

"Woohoo! Now it really feels like a party! Let's get to the crazy fun confetti game!

"Here's your mission: We're going to split into two teams and line up at the start line. One person from each team will grab their team's scooter and ride it out to their team's bowl, grab as MUCH confetti as they can while they go, and drop the confetti in the bowl. Then you'll stand up, pick up your scooter, run back to the start line, and hand the scooter to the next teammate. But remember, there's no stopping or pausing during this game—you have to keep moving the whole time, snagging confetti as you go!

"Then whichever team has the MOST confetti in their bowl at the end of three minutes wins!

"Okay, I need three riders for each team! Who wants to play?"

*(Choose six volunteers from the kids who have their hands raised and invite them to the game area. Split them into two teams of three and line them up behind the start line.)*

"Okay, riders ready? Audience ready? 'Block Party Confetti' starts in 3... 2 ... 1 ... GO!

*AUDIO: Upbeat music*

*Optional Video: Three-Minute Countdown*

*(Start the timer—or smartphone or watch or countdown—and the music.)*

*(Play the game. Cheer on both teams and involve the audience.)*

*(Make sure the kids keep moving the whole time—they shouldn't be pausing while they're riding the floor scooter to pick up confetti, but should pick it up as they go.)*

*(Once the three-minute timer is up ... )*

"TIME! Everyone freeze! Let's check out those bowls!

*(Pause while you look at each bowl to see which team grabbed the most confetti.)*

"And the winner of 'Block Party Confetti' is [Team Name]! Great job to both of our teams! Let's give them a round of applause!

*(Continue for as many rounds as time allows. Ask for six new volunteers at the start of each round, and if needed, empty the bowls of confetti on the floor so there is more for the kids to pick up.)*

"Great job! What a joyful party! Now let's check out what our Bottom line is for today!

*SLIDE: Bottom Line*

**[Bottom Line] "The Holy Spirit gives you joy. Can you say that with me?"**

**KIDS AND HOST:** *[Bottom Line]* "The Holy Spirit gives you joy."

**HOST:** "Great job, everyone! Let's go find out more about what that means!"

11 min

# Worship Option 1 | Amazing Music

3 min

## Alive | Worship Song

### What You Need

No supplies needed

3 min

## Joy (What the World Calls Foolish) | Worship Song

### What You Need

No supplies needed

5 min

## Memory Verse

### What You Need

No supplies needed

*Note: We've suggested worship songs below from Amazing Music and Orange Kids Music. We've created these worship resources to be developmentally appropriate for elementary and preteen kids by incorporating simple, direct language, fun dance movements, and upbeat, current arrangements.*

*We've chosen specific songs that amplify our teaching content for this month. We recommend that you use these songs as scripted below, or combined with other popular worship songs that your kids know and love. Orange Kids Music can be purchased at [store.thinkorange.com](http://store.thinkorange.com). Amazing Music is available on APlay with Amazing+, or as an Add-On.*

*(Worship Leaders enter as Host exits.)*

**WORSHIP LEADER:** "Hey, everyone! We're keeping the celebration going today, and we're starting with a song that reminds us of the best news ever: Jesus is alive. When we sing this first song, I want you to think about the power and joy that comes from knowing Jesus is with us every day. Let's lift our voices and sing!"

*SONG: "Alive" Dance Motion, Lyric or Instrumental Lyric Videos are available with Amazing Music on APlay*

"Wow! You all sang that like you meant it! Now, let's sing another song that helps us remember something so important that Jesus gives us—freedom! When we follow Him, we don't have to worry or try to be the best. Jesus already loves us completely! Let's sing this one loud!"

"Our next song is one of my favorites because it's all about the kind of joy that only comes from God. Not joy that fades. Not joy that depends on having a perfect day. This is the kind of joy that comes from knowing God is working in us. So let's sing it loud!"

*SONG: "Joy (What the World Calls Foolish)" Dance Motion, Lyric or Instrumental Lyric Videos are available with Amazing Music on APlay*

"I love worshiping with you all! That song is such a big reminder that the Holy Spirit gives us joy, real joy, no matter what's going on in our lives.

"Before we move on, let's take a look at our Memory Verse we've been learning all month long. It's Philippians 4:4! This verse reminds us that joy isn't just an emotion that pops up on a good day. It comes from knowing who we belong to. When you follow Jesus, you're His. That means your joy is anchored to Him, not whatever is happening around you. Let's check it out. I'll say it, and then we can say it together!"

*SLIDE: Memory Verse*

**WORSHIP LEADER:** "Always be joyful because you belong to the Lord. I will say it again. Be joyful! —Philippians 4:4 (NirV)"

10 min

## Worship Option 2 | Orange Kids Music

5 min

### I've Got Joy | Orange Kids Music

#### What You Need

No supplies needed

5 min

### Start The Party | Worship song

#### What You Need

No supplies needed

"Let's say it together!"

**KIDS AND WORSHIP LEADER:** *"Always be joyful because you belong to the Lord. I will say it again. Be joyful! — Philippians 4:4 (NIRV)"*

**WORSHIP LEADER:** "Great job! Here's what I love about the truth of this verse: joy isn't the same as feeling excited or having everything go your way. Happiness depends on what's happening. But joy? Joy sticks with you even on the days when things feel stressful, boring, or not-so-awesome. Why? Because your joy comes from belonging to Jesus, and He doesn't change. No matter what your week looks like, you can hold onto joy because Jesus is with you, He loves you, and you belong to Him."

*Note: We've suggested worship songs below from Amazing Music and Orange Kids Music. We've created these worship resources to be developmentally appropriate for elementary and preteen kids by incorporating simple, direct language, fun dance movements, and upbeat, current arrangements.*

*We've chosen specific songs that amplify our teaching content for this month. We recommend that you use these songs as scripted below, or combined with other popular worship songs that your kids know and love. Orange Kids Music can be purchased at [store.thinkorange.com](http://store.thinkorange.com). Amazing Music is available on APlay with Amazing+, or as an Add-On.*

**WORSHIP LEADER:** "Alright, everyone, let's get ready to worship! This is our chance to celebrate how good God is! He made each one of us. He loves us more than we can imagine, and He's always with us, no matter what we're going through.

"When we sing, we're not just saying words, we're thanking God for who He is and all the amazing things He's done. So come on, let's stand up, smile big, and sing out loud to show God how much we love Him!

*SONG: "I've Got Joy" available on [Store.ThinkOrange.com](http://Store.ThinkOrange.com)*

"You guys sound amazing! Did you know God hears every word? He loves it when we take time to worship Him—not just with our voices, but with our lives. Let's keep worshipping together!

*SONG: "Start the Party" available on [Store.ThinkOrange.com](http://Store.ThinkOrange.com)*

"Great job, everyone! I love worshipping God with you all! Here's what we can remember today, worship doesn't stop here. You can keep worshipping God all through this week by the way you live, the way you treat people, and the way you trust Him.

24 min

# Bible Story (Video)

12 min

## StoryLab Bible Story | Video

### What You Need

No supplies needed

12 min

## So and So Show Bible Story | Video

### What You Need

No supplies needed

28 min

# Bible Story (Live)

3 min

## INTRODUCTION

*Note: We're so excited to be going through key stories of the Bible this year and learning more about its Author—God! It's God's Big Story! But to provide you with flexibility as you experience God's Big Story in your own unique setting, there's more than one way to use the following script!*










*If you want to follow "God's Big Story," read the following script straight through. Each week will build on the previous ones. But, if your church wants to teach a Large Group session without connecting it to what has come before, there are two sections in the script below that are optional—"God's Big Story Opener" and "God's Big Story Closer." (Or if you are joining us at some point throughout the year, you can opt out of the God's Big Story part and just join us as we journey through the rest of the story of Scripture!) We're going to go through the Bible as we teach throughout the year, but whether or not you share God's Big Story each week is up to you!*

*Whatever way you decide to use the following, know that we're praying diligently for you—we're asking God to help kids see and believe that He loves them, He invented them, and He wants to be their closest Friend. Forever. It's an honor to get to know God with you through the Bible this year!*

### What You Do:

- Download the slides and have them ready to use. If you do not have screen capabilities, you have Orange's permission to enlarge and print the slides on paper.

## What You Need

 Storyteller	1
 Table	1
 Bible	1
 large clear bowl (for the slime base)	1
 small clear bowl (for the slime activator)	Several
 Pre-made slime base (see instructions for details)	1
 Pre-made slime activator mixture (see instructions for details)	1
 Spatula or spoon	1
 Paper towels or hand wipes	1

- Confirm that your church has appropriate licensing to perform or play music and sound effects in your kids' environments (see above under Opener).
- Set the table on stage with a Bible, a spoon or spatula, and paper towels or hand wipes.
- Prepare the slime base before group time in the large, clear bowl by mixing:
  - 1 cup white School Glue
  - ½ cup water
  - *Optional: a small amount of food coloring and glitter*
  - Mix until smooth and place this bowl on the table.
- Prepare the slime activator mixture before group time in the small, clear bowl by combining:
  - 1 tablespoon baking soda
  - 2-3 tablespoons contact lens solution (must contain boric acid)
  - Stir until dissolved and place this bowl on the table.

*(Things to have ready: Make sure the table is set on stage so the Communicator can place their Bible on it and read from it. Two clear bowls, one filled with the pre-made slime mixture, and one filled with the pre-made slime activator. Spatula or spoon and paper towels or hand wipes.)*

**COMMUNICATOR:** "What's up, everybody? Welcome to our final week of our series—'Block Party: Celebrating Jesus and Joy That Never Ends!'

"I want to start today by talking about something I'm pretty sure most of you have felt before. Have you ever been at a birthday party before the party really starts? Like, you show up early, and it's just quiet music, maybe someone pouring chips into a bowl ... and you're standing there wondering, 'Uh ... did I come too soon?'

*(Share a personal story about waiting for your birthday party or a friend's. Talk about the anticipation and how you wondered how it was going to go.)*

"Sometimes life feels like that—like you're waiting for something to happen, waiting for things to make sense, waiting for something big ... but you don't know when it's coming.

"That moment, the calm before everything changes, hold onto that. Because today's true story from the Bible starts with a moment just like that.

"Picture this: Jesus' closest friends were gathered together in Jerusalem. They were waiting ... and waiting ... and waiting. Jesus had promised them something huge—the Holy Spirit was going to come and help them, but He didn't say when or how it would happen.

"Imagine the thoughts that might've been running through their minds: 'Did we miss it? Are we supposed to be doing something? What if this doesn't happen today? What if we're not ready?'

"They believed Jesus ... but they also didn't know what to expect. They had seen Him rise from the dead, which was already next-level

5 min

## TENSION

### What You Need

No supplies needed

5 min

## GOD'S BIG STORY OPENER (OPTIONAL)

incredible, but now He had returned to heaven and left them with this promise: 'Wait. The Holy Spirit is coming.'

"So the followers of Jesus were doing something really important. They were waiting ... and praying."

**COMMUNICATOR:** "Jesus had just spent forty days with them after rising from the dead. They saw Him alive. They walked with Him. They heard Him explain things they had never understood before. During that time, Jesus gave them a huge mission: 'Go tell the whole world about Me.' And then a few days later, He gave them a promise: 'Wait for the Holy Spirit who is coming to help you.' And then He went to heaven.

"But He didn't tell them when the Spirit would come. He didn't tell them how it would happen. He didn't tell them what it would feel like. He just said, 'Wait in Jerusalem.'

"So they waited. And while they waited, they prayed. They stayed together. They trusted that if Jesus promised something, He would come through, even if they didn't know the timing or the plan. Let's see what the Bible says.

*(Open your Bible and read Acts 1:14 NIV.)*

*They all came together regularly to pray. The women joined them too. So did Jesus' mother Mary and his brothers.*

"They were living in that in-between space: Between what Jesus said ... and what Jesus was about to do. Between their mission ... and the power they needed to actually do it. Between expectation ... and reality. Even though they were waiting, they were still meeting together and praying all the time.

"We're going to dive into the rest of our Bible Story and see what happened next. But before we do that, let me tell you about something amazing we've been doing this school year! We've been reading the key stories of the Bible from cover to cover! And this month, we're almost through!

"Why are we going through the Bible? Is it because we really want to learn more about the Bible? Well, not exactly. Part of the reason God gave us the Bible is so we can learn about Him. He could have kept who He is a secret from us, a big mystery of the universe. But He didn't! He wants us to know Him, so He gave us the Bible. So as we go through the Bible this year, we hope that we'll learn about Him!"

**COMMUNICATOR:** "We're going to go through God's Big Story in the Bible together so we can learn about God! *(Gesture to slide.)*

*SLIDE: God's Big Story*

"Let me catch you up on where we've been in God's Big Story so far!

## What You Need

No supplies needed

*(If you have the Timeline Images up, feel free to point to them as you talk about them.)*

"You might remember that, in the beginning, God created everything. He made the world, the animals, people ... everything! God made the first people for the same reason He made all people—to be His close, close friends. But sadly, the first people God made chose to turn away from Him and sin. God wanted people to be close to Him, but they couldn't anymore. Pain, sickness, and death entered the world too.

"But God didn't want to leave things that way. So He put His rescue plan in motion right from the start!

"God was going to rescue everything through a family! God chose a man named Abraham and promised that his family would bless the whole world. Abraham had a great-grandson named Joseph, who became a leader in Egypt and saved his family—God's people. Over time, God's people grew but were enslaved by a new Pharaoh. 'Help us!' they cried out to God. God freed His people and brought them to the super-nice home He had designed for them, the Promised Land.

"After God's people were settled in the Promised Land, they disobeyed God—again and again and again. Even the kings God gave them rebelled! So, God split the nation in two—into the northern kingdom of Israel and the southern kingdom of Judah. Prophets spoke for God saying, 'Come back to Me!' But the northern kingdom of Israel was destroyed, and the southern kingdom of Judah was taken captive. Oh no! After years in exile, some of God's people returned to rebuild their homeland, while others stayed in foreign lands.

"During that sad time, God kept sending messages to His people about the Rescuer He had promised long ago. 'God's Rescuer is going to come like this!' the prophets said. But for years and years, nothing happened.

"And then it did! God sent Jesus, the Rescuer we needed, just like He promised! While Jesus was on Earth, He showed us who God is because He is God!

"Jesus lived a perfect life, and He gave that perfect life to pay the price for our sin. Because He never did anything wrong, Jesus was able to take on our sin. With His own life, He paid for all the wrong things anyone has ever done or ever will do. He broke the curse of sin we were under. He set us free. With the curse broken, with sin paid for, we could be close to God again! What God had been working on in His Big Story was finally coming true!

"And then Jesus did something else amazing. He rose back to life! Jesus beat death! Our Rescuer who loves us is alive and with us forever and ever.

"But Jesus' friends were confused. Why did Jesus die? Why did He rise again? Jesus spent the next few days on Earth explaining what He had done and why.

"Jesus explained that He was going to leave, but He was going to be with His followers in a new way. He was going to be closer than close, like He always wanted to be!

5 min

## TRUTH

### What You Need

No supplies needed

"Then, Jesus went back to heaven, and His followers waited for the gift He had promised to give them.

"And that's where we are in God's Big Story!"

**COMMUNICATOR:** "Let's continue our journey through the Bible. Jesus had gone back to heaven and had told His friends to wait for the Holy Spirit in Jerusalem. It was the day of Pentecost, and many of the followers of Jesus were together and doing just that.

*(Open the Bible and read Acts 2:1 NIV.)*

*When the day of Pentecost came, all the believers gathered in one place.*

"Alright, let's get into what actually happened in that room.

*(Open the Bible and read Acts 2:2-4 NIV.)*

*Suddenly a sound came from heaven. It was like a strong wind blowing. It filled the whole house where they were sitting. They saw something that looked like fire in the shape of tongues. The flames separated and came to rest on each of them. All of them were filled with the Holy Spirit. They began to speak in languages they had not known before. The Spirit gave them the ability to do this.*

"This moment was huge, not just because something surprising happened, but because of Who showed up. The Holy Spirit came, and the Holy Spirit is God! Jesus had returned to heaven, but He didn't leave His followers alone. He sent the Holy Spirit, His very Spirit, to live in them.

*(Hold up the clear bowl of slime base.)*

"Let me show you something that will help us understand this a little better. This stuff right here, it's slime base. It has everything it needs to become slime. The ingredients are here. The potential is here. But right now, it's not fully what it's meant to be.

*(Walk through the crowd slowly holding the bowl, so the kids can see the slime base.)*

"And that's kind of what it's like for people who follow Jesus. When you believe in Him, you belong to Him. You're His. You have everything you need to live for Him, but Jesus doesn't expect you to do it all in your own strength.

"So God sent the Holy Spirit, His very Spirit, to fill all the believers. And the Holy Spirit can fill us up with His power and help us too! He gives us power we don't naturally have. He gives us courage we wouldn't usually choose. He helps us become more like Jesus from the inside out.

*(Pour in the slime activator and mix.)*

"When this activator gets added, something starts happening in the slime that it couldn't do on its own. It transforms. It strengthens. It becomes what it was made to be.

*(Hold up the activated slime.)*

"This is a picture of what the Holy Spirit does in us. He activates boldness. He strengthens our faith. He produces love, peace, patience, kindness, and joy. He helps us live the way Jesus taught His followers to live.

"Why? Why does the Holy Spirit do all of that? Because the Holy Spirit is God in us! The God who is the strongest is in us through His Spirit, and His presence can make us brave and bold. The God who is loving, and joyful, and peaceful, and patient, and kind, and good, and faithful, and gentle, and self-controlled is in us, and as we stay close to Him, He will grow those things in us!

"We aren't doing life on our own; God Himself, the Holy Spirit, is with us, in us, helping us every step of the way. And that makes us stronger, bolder, and braver.

*(Walk through the crowd slowly so the kids can see the activated slime.)*

"And the proof of the Holy Spirit's power? Let's look at what happened next in our Bible Story.

*(Open the Bible and read Acts 2:14 NIV.)*

*Then Peter stood up with the 11 apostles. In a loud voice he spoke to the crowd. "My fellow Jews," he said, "let me explain this to you. All of you who live in Jerusalem, listen carefully to what I say."*

"This is the same Peter who, not long before, was so scared he denied knowing Jesus. But now? With the Holy Spirit in him? He stood up in front of thousands of people with courage like never before. Peter shared the good news of Jesus because the Holy Spirit filled him up with power, and he was able to speak with boldness!

*(Open the Bible and read Acts 2:41 NIV.)*

*Those who accepted his message were baptized. About 3,000 people joined the believers that day.*

"Talk about a block party! Wow! That's the power of the Holy Spirit, working in ordinary people who follow Jesus. And that same Holy Spirit is here today! It didn't stop with the first followers of Jesus—the Holy Spirit can fill you with boldness, give you His unending joy, and help you when you don't know what to do. With God's Spirit in you, God Himself in you, you can do incredible things!

"So here's what's true: You don't have to do life alone. You don't have to figure everything out by yourself.

"Jesus sent the Holy Spirit to live in you, help you, guide you, speak to you, empower you, and yes, even fill you with joy.

5 min

## APPLICATION

### What You Need

No supplies needed

*(Open the Bible and read Galatians 5:22-23 NIV.)*

*The fruit the Holy Spirit produces is love, joy and peace. It is being patient, kind and good. It is being faithful and gentle and having control of oneself. There is no law against things of that kind.*

"Just like an apple tree naturally grows apples, the Holy Spirit naturally grows this kind of fruit in us—not overnight, and not because we 'try harder,' but because He is living in us.

"The same way the activator changed the slime from the inside out, the Holy Spirit changes us from the inside out. He produces love when we want to be angry. He gives us peace when we feel stressed. He grows patience when we're annoyed. He gives joy even on tough days. He helps us be kind, gentle, strong, and bold because He's working in us.

**COMMUNICATOR:** "So now the big question is ... what does all of this mean for you? Because the Holy Spirit didn't just come for the disciples in that house that day. He came for every follower of Jesus, including fourth and fifth graders who are trying to figure out friends, homework, family stuff, sports, emotions ... all of it.

*(Hold up the activated slime.)*

"When the Holy Spirit came, He didn't just give Jesus' followers some cool abilities for a day. He started changing them from the inside out, just like the activator changed this slime. He helped them do things they never could have done on their own: speak boldly, love boldly, forgive boldly, and live boldly. And the same Holy Spirit can work in you too.

"Maybe there have been times when you've felt like the slime base before it changed—a little uncertain, a little unsure, trying to figure out how to live out your faith. But when we're filled with the Holy Spirit, He works inside you and helps you grow real fruit.

"And that fruit is the proof that the Holy Spirit is working. It's the kind of fruit that changes how you treat people. The kind that shows up when life gets tough. The kind that looks like Jesus. Let's read that verse again about the fruit the Holy Spirit grows in us.

*(Open the Bible and read Galatians 5:22-23 NIV.)*

*The fruit the Holy Spirit produces is love, joy and peace. It is being patient, kind and good. It is being faithful and gentle and having control of oneself. There is no law against things of that kind.*

"That means ...

"When you're tempted to snap at someone, the Holy Spirit grows patience.

"When you want to get back at someone, He grows kindness.

5 min

## GOD'S BIG STORY CLOSER (OPTIONAL)

### What You Need

No supplies needed

8 min

## Closing

"When you feel stressed or overwhelmed, He grows peace.

"When everything feels confusing, He grows joy.

"When you want to do your own thing, He grows self-control.

"So here's what I want you to understand: you aren't expected to do everything on your own. We have a Helper, the Holy Spirit, who gives us boldness and helps us love, forgive, and have joy that lasts.

"And the more you ask the Holy Spirit for help, the more you'll notice His fruit growing in your life. Not because you're perfect ... but because He's powerful. The same Spirit who filled the believers in that house, the same Spirit who helped Peter speak boldly, the same Spirit who raised Jesus from the dead—He's the same Spirit who can help YOU."

**HOST:** "Let's take a look at the progress we made in God's Big Story this week!

*SLIDE: God's Big Story*

"This week, we're right up here in the picture of 'Pentecost' of God's Big Story! Today's true story from the Bible shows us that even though Jesus went back to heaven, He wasn't leaving His followers alone! (*Gesture to timeline.*)

"This week, we talked about such an important part of God's Big Story! This week, we learned about Pentecost, when God sent the Holy Spirit, His very Spirit, to live inside of every person who decides to follow Him. Do you remember back in the garden of Eden where Adam and Eve's horrible decision to sin put distance between people and God? (*Gesture to that Timeline Image if you have it up.*) Well, before Adam and Eve made that choice, God was with them in the garden! He was so close! A few weeks ago, we learned how Jesus gave His life and paid for our sin. He paid for all sin for all time. Now we could be close to God again. But close wouldn't do! God wants to be closer than close! So He showed that His plan all along was for His people to be filled with His very Spirit. He was going to live in each of His followers through His Spirit! God has always wanted to be close to us, so His followers go through life with His very Spirit inside of them. We are never, ever alone!

*SLIDE: Week 4 Timeline Image*

*(If you're making a timeline of printed images on your wall, take this moment to place today's Timeline Image on the clothesline.)*

"This week, we learned about Pentecost and the Holy Spirit, God's very Spirit, who goes through life with us!"

5 min

## LANDING

### What You Need

No supplies needed

3 min

## PRAYER

**COMMUNICATOR:** "As we wrap up today, here's what I want you to walk away with: the Holy Spirit gives you joy—not the kind of joy that comes and goes or only shows up on the good days, but joy that lasts because God Himself is with you.

"When the Holy Spirit came at Pentecost, everything changed. The followers of Jesus were no longer confused or unsure. They were bold, confident, full of love, and full of power ... because God was now inside of them, working. And the same is true for you. If you follow Jesus, His Spirit is alive in you, guiding you, helping you, strengthening you, and growing real fruit in your life.

"If you are a follower of Jesus, God Himself lives inside of you through His Spirit. You don't go through life alone. So, go through life with Him. Talk to Him about everything. Ask Him to help you know what His voice sounds like, what His nudges in your heart feel like. He goes through everything with you, so ask Him to help you hear Him and understand Him when He is speaking!

"And as you go through life with Him, He will activate you to godliness, just like this slime got activated.

"We aren't doing life on our own; God Himself, the Holy Spirit, is with us, in us, helping us every step of the way. He goes with us through everything. And there is nothing more joyful than that!

"Let's take a look at our Bottom Line one more time.

*SLIDE: Bottom Line*

**[Bottom Line] "The Holy Spirit gives you joy.**

"Before we head to small groups, I want to leave you with one last question to think about.

*SLIDE: Conversation Starter*

**[Conversation Starter] "When have you experienced joy in your life?"**

"Maybe it was a moment when things worked out ... or maybe it was a moment when they didn't, but somehow, you still felt peace. Maybe it was during worship, or with your small group, or in a time when you needed help and God showed up.

"The joy the Holy Spirit brings goes deeper than feelings, deeper than circumstances, deeper than a good day or a bad day. So be honest in your small groups. Share some moments when you've felt joy, and even some moments when you haven't, because both of them matter. And the Holy Spirit wants to meet you in all of them.

"Let's pray together, friends.

**COMMUNICATOR:** "Holy Spirit, thank You for being with us. We want to walk through life knowing that You are with us. Teach us how to listen to Your voice inside of us. We want Your fruit to grow in us—love,

## What You Need

No supplies needed

joy, peace, patience, kindness, goodness, faithfulness, gentleness, and self-control. Thank You for reminding us that we never have to do life alone. We love You, and we pray these things in Jesus' name. Amen."

*(Dismiss kids to small groups.)*

*AUDIO: Play upbeat music as kids exit*

*SLIDE: Theme*

*Optional Video: Theme Loop*

# Getting Ready | Preteen Large Group

## GETTING READY

Here's everything you need to know to get ready for this week.

### APlay

Get the most out of your curriculum with **APlay!** [JoinAPlay.com](https://www.joinaplay.com) is an all-in-one media organization and presentation tool. Experience all of your Orange Curriculum media assets, now pre-built and fully customizable. No more sorting through multiple download folders.

**APlay** is free with your curriculum subscription and packed with features to help your weekly experience run smoother. **APlay** gives you more time to focus on what truly matters—more ministry, less media management with Apple TV-based media solutions.

**Story: Communicating God's Truth in Engaging Ways (25 minutes)**

**Worship: Inviting People to Respond to God (10 minutes)**

### 1. Opener

#### What You Need:

- Host
- Floor tape
- 2 carpet scooters
- 2 large bowls
- Confetti pieces, enough to spread on the floor in the game area
- 2 confetti cannons
- 2 leaders (to pop the confetti cannons)
- 6 kid volunteers for every round you do (Ask for new volunteers at the start of each round!)
- Timer (or smartphone or watch or countdown)

#### Music and Sound Effects:

- Upbeat music to use as kids enter the room
- Upbeat music to use for the game

#### Large Group Visuals:

- Theme Slide
- "Block Party Confetti Title" Slide
- Bottom Line Slide

#### Optional Videos:

- Theme Loop
- Countdown
- Theme Intro
- 3-minute countdown

#### What You Do:

- Download the slides or optional videos and have them ready to use. If you do not have screen capabilities, you have Orange's permission to enlarge and print the slides on paper.
- Refer to week 1 to confirm that your church has appropriate licensing to perform or play music and sound effects in your kids' environments.
- *Optional:* Download a countdown video from a royalty-free site. Load it into your presentation software and have it ready to play during the Opener. You could also keep time on a smartphone or watch. *Note: Some presentation software, such as ProPresenter, includes a built-in countdown clock that can be overlaid on a still image.*

Make a start line with floor tape on one end of the room in the game area.

- Place the floor scooters on the start line.
- Place the two bowls on the opposite end of the room, directly across from the floor tape.
- Cover the game area with confetti pieces—enough so kids can easily gather pieces.
- Pick two leaders to pop the confetti cannons in the game area on cue and give them the confetti cannons before group time.

## 2. Worship and Memory Verse

### What You Need:

- Worship Leader(s)

### Music and Sound Effects:

- “Alive” - available on APlay with Amazing Music
- “Joy (What the World Calls Foolish)” - available on APlay with Amazing Music
- “I’ve Got Joy” - available on store.thinkorange.com
- “Start the Party” - available on store.thinkorange.com

### Large Group Visuals:

- Theme Slide
- Memory Verse Slide

### Optional Videos for Orange Kids Music

- “I’ve Got Joy” Dance Moves Video or Live Lyrics Video (available through Store.ThinkOrange.com)
- “Start the Party” Dance Moves Video or Live Lyrics Video (available through Store.ThinkOrange.com)

### What You Do:

- If you are utilizing the suggested songs from **Amazing Music**, search for your desired video resource for each song under the Worship section on APlay and add to your service!
- You can access Amazing Music’s Dance Motion, Lyric, and Instrumental Videos in APlay under the Worship section.
- Amazing Music Song Trainings are available in Amazing Leaders and FREE on YouTube. <https://www.youtube.com/@AmazingKidsMusic>
- If you are utilizing **the Orange Kids Music** suggestions, simply purchase and download from Store.ThinkOrange.com! You can upload these into APlay for easy use with your 252 curriculum.
- Dance Motion Videos and Lyrics Videos are available for Orange Kids Music songs. For more information, visit Store.ThinkOrange.com.
- *Make sure your church has obtained licensing rights to play or perform music. You can obtain a license to perform worship music from Christian Copyright Licensing International ([www.ccli.com](http://www.ccli.com)). It covers over 200,000 worship songs for congregational singing. You are responsible for including the copyright information on all songs reproduced under the Church Copyright License (including song lyrics projected onscreen). This includes the song title, writer credit(s), copyright notice, and your church’s CCLI license number. You can include this information on one of the lyric slides, or you can create a separate slide detailing this information, but the copyright information must appear at least once for each song you play or perform. For example:*

*"Hallelujah" words and music by John Doe*  
 ©2000 Good Music Co.  
 CCLI License # 0000

### 3. Bible Story

#### What You Need:

- Communicator
- Bible
- Table
- 1 large clear bowl (for the slime base)
- 1 small clear bowl (for the slime activator)
- Pre-made slime base made of:
  - 1 cup white School Glue
  - ½ cup water
  - *Optional: a small amount of food coloring and glitter*
- Pre-made slime activator mixture made of:
  - 1 tablespoon baking soda
  - 2-3 tablespoons contact lens solution (must contain boric acid)
- Spatula or spoon
- Paper towels or hand wipes

#### Music and Sound Effects:

- Soft underscore
- Upbeat music to use as kids exit the room

#### Large Group Visuals:

- Theme Background Slide
- Theme Slide
- Bottom Line Slide
- Conversation Starter Slide

#### Optional for God's Big Story:

- Clothesline and clothespins for the timeline in your room
- God's Big Story Slide
- Week 4 Timeline Image Slide
- We recommend that you create a timeline in your Large Group room that you can add to throughout this curriculum year as we travel through the Bible. This can be a simple clothesline or a section of the wall where you can hang the printed Timeline Images in order, week by week. We'll provide a Timeline Image for each week of the curriculum. There are two versions of each Timeline Image—a slide and a print version. A digital [God's Big Story poster](#) is available as well in the Orange Store.

#### Optional Video: (available in APlay)

Our Large Group scripts are interchangeable with these videos so you can plug and play the way you need to each week.

#### For 252 Kids (Kindergarten through 3rd grade):

- StoryLab: Invite elementary kids to engage with inquisitive young hosts as they explore core biblical truths and stories in a STEAM-inspired setting.

#### For 252 Preteen (4th and 5th grade):

- The So & So Show: Guide preteens to explore questions of faith through a YouTube-style show full of humor and lots of zany fun.

**Additional environment enhancements including:**

- Motion graphics, including loops
- Countdown video

**What You Do:**

- Download the slides and have them ready to use. If you do not have screen capabilities, you have Orange's permission to enlarge and print the slides on paper.
- Confirm that your church has appropriate licensing to perform or play music and sound effects in your kids' environments (see above under Opener).
- Set the table on stage with a Bible, a spoon or spatula, and paper towels or hand wipes.
- Prepare the slime base before group time in the large, clear bowl by mixing:
  - 1 cup white School Glue
  - ½ cup water
  - *Optional: a small amount of food coloring and glitter*
- Mix until smooth and place this bowl on the table.
- Prepare the slime activator mixture before group time in the small, clear bowl by combining:
  - 1 tablespoon baking soda
  - 2-3 tablespoons contact lens solution (must contain boric acid)
- Stir until dissolved and place this bowl on the table.

# Supplies

Opener	Quantity
1. Host	1
2. Floor tape	1
3. carpet scooters	2
4. large bowls	2
5. Confetti pieces, enough to spread on the floor in the game area	Several
6. confetti cannons	2
7. leaders (to pop the confetti cannons)	1
8. kid volunteers for every round you do (Ask for new volunteers at the start of each round!)	1
9. Timer (or smartphone or watch or countdown)	1

INTRODUCTION	Quantity
1. Storyteller	1
2. Table	1
3. Bible	1
4. large clear bowl (for the slime base)	1
5. small clear bowl (for the slime activator)	Several
6. Pre-made slime base (see instructions for details)	1
7. Pre-made slime activator mixture (see instructions for details)	1
8. Spatula or spoon	1
9. Paper towels or hand wipes	1