POWER OF THE SPIRIT

ELEMENTARY & PRETEEN

LESSON 2

JESUS SENDS THE HOLY SPIRIT (PENTECOST)

LESSON AT A GLANCE

WONDER TRUTH: The Holy Spirit Empowers Us to Share God's Story
SCRIPTURE: Acts 2
GOD'S BIG STORY: While celebrating the first Pentecost after Jesus' death, resurrection, and ascension, the disciples are filled with the Holy Spirit and boldly proclaim the good news that Jesus is Lord!
WORD OF WONDER: But you will receive power when the Holy Spirit comes on you. Then you will tell people about me in Jerusalem, and in all Judea and Samaria. And you will even tell other people about me from one end of the earth to the other. —Acts 1:8

CURIOSITY 15 minutes • Large Group or Small Group

Hands-on activities to spark curiosity and get kids thinking about the wonder of God

- Welcome Question: When have you had to speak in front of people? How did it make you feel?
- Curiosity Questions
- Elementary Multisensory Activity: What Language Is It?
- Preteen Multisensory Activity: Multilingual!
- Declaring God's Wonder

BELIEF 25–35 minutes • Large Group

An interactive dive into Scripture that guides kids into knowing God, exploring His big story, and marveling at His wonder

- Prayer of Invitation and Worship
- God's Big Story: Hear It, Watch It, Experience It!
- Connecting the Wonder Truth
- In Awe of God's Wonder

FAITH 15 minutes • Small Group

An intentional conversation that helps kids see the wonder of God's story and how it connects to their own

- Word of Wonder Activity
- Discussion Questions for Elementary Kids and Preteens
- Small Group Prayer Time

IDENTITY 10 minutes • Large Group or Small Group

An interactive worship response activity that creates space for God to remind kids that they are known, loved, led, and their lives can tell of God's wonder

- Elementary Responding in Worship: Flames of the Spirit
- Preteen Responding in Worship: Mission Journals
- Blessing Your Kids

Wonder@Home™

Designed for families to engage in the wonder of God together at home. This resource includes a video, worship playlists, activities, and more!

INVITATION

We invite you to pause, listen, and shift your gaze toward the Father ...

LESSON AT A GLANCE

WONDER TRUTH: The Holy Spirit Empowers Us to Share God's Story
SCRIPTURE: Acts 2
WORD OF WONDER: Acts 1:8

Oh, to have been there ...

Read Acts 2:1–6, 14, 36–41 and imagine the scene: a mighty windstorm, tongues of fire, people suddenly speaking in languages they haven't learned, a crowd baffled by what they're seeing.

And convicted by what they hear.

The disciples wasted no time in taking their new languages out for a spin. They seized the opportunity the Holy Spirit put in front of them to share God's story with the growing crowd in the street.

Peter didn't mention that Jesus' disciples were fearful of arrest or complain about the high priest. Empowered by the Holy Spirit, Peter went straight to sharing God's story and helping his audience see their part in it.

We—you, me, all believers—can do the same. We can share God's story not from our own strength but through the power of the Holy Spirit.

Don't let your kids hear this week's story as ancient history. Tell them that the same Holy Spirit who empowered Peter to share is the Holy Spirit living in them if they are followers of Jesus. When opportunities arrive, they too can share the good news of Jesus.

- How do you feel about sharing God's story with others?
- What might happen if you asked the Holy Spirit to give you opportunities to share God's story?
- How will you thank God for letting His story reach you?

—Mikal Keefer
Ministry Volunteer
Contributor to Wonder Ink

DID YOU KNOW?

FOUNDATION BUILDING BLOCKS

WHO?
Jesus gave Peter a special role as His "rock," His chosen leader of the disciples and the early church (Matthew 16:18). He spoke to the crowds gathered in Jerusalem, including Jews from many different regions and backgrounds who had traveled to celebrate the festival.

WHAT?
God's Spirit empowers the disciples to communicate the gospel through miraculous means. As Galilean men, they would have been native speakers of Aramaic. But when filled with the Spirit, their language was heard as if in each person's native tongue.

WHERE?
Jesus told the 11 disciples who remained after Judas' death to wait in Jerusalem to receive the Holy Spirit. Jerusalem contained the temple, the central location of the Jewish faith. From there, God spread the good news of Jesus throughout the wider world.

WHEN?
Pentecost is the Jewish festival that comes 50 days after Passover (in Greek, *Pentecost* literally means 50). This would be the first Pentecost feast following Jesus' resurrection, since the resurrected Jesus remained with His followers for about 40 days.

CONNECTING TO GOD'S BIG STORY:
God promised Abraham that He would bless the whole world through his family (Genesis 12:1–3). In Acts 2, we see God fulfilling this promise when He sends the Holy Spirit to fill and empower His followers to share His story with people from many nations gathered in Jerusalem.

Large Group or Small Group

Spark curiosity and get kids thinking about the wonder of God.

LESSON AT A GLANCE

WONDER TRUTH: The Holy Spirit Empowers Us to Share God's Story
SCRIPTURE: Acts 2
WORD OF WONDER: Acts 1:8

Series Bumper and Countdown Videos

Choose between the Power of the Spirit Series Bumper Video and Countdown Videos to introduce the kids to the series.

Welcome Question

SUPPLIES: paper, coloring utensils, whiteboard (optional), dry-erase marker (optional)
Wonder Ink RESOURCES: Pentecost Welcome Questions Slide

Make It Inclusive: Edit or adjust the Welcome Question if any of the kids in your ministry are nonverbal. For example, ask, "What's the biggest crowd you've ever seen?"

Before kids arrive, display the Pentecost Welcome Questions Slide or write the following questions on a whiteboard: "When have you had to speak in front of people? How did it make you feel?" Set out paper and coloring utensils.

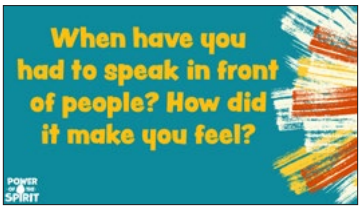

As kids arrive ...

Welcome kids warmly and invite them to read the Welcome Questions. You may need to help the younger kids read the questions and help them think through a time they had to speak in front of people. Invite the kids to share their example with someone else.

At your start time ...

Invite everyone to come together and ask the Welcome Questions: **When have you had to speak in front of people? How did it make you feel?** Allow kids to share their examples. Some feel nervous to speak in front of others, and some enjoy it. Help them think about why this is the case.

Sometimes it's hard to speak in front of others. Today we're going to learn about how God sent His Spirit to help His followers share His big story with others. But first, it's time to be curious!

Curiosity Questions

Ask the following "I'm curious" questions. Say, "I'm curious ..." before each question and give kids a chance to think about and answer each one.

I'm curious ...

- **When do you have to be bold or brave?**
- **Have you ever shared parts of God's big story with others? Tell about it.**

Elementary Multisensory Activity: What Language Is It?

SUPPLIES: marker (prep only), paper (9 sheets), masking or painter's tape
Wonder Ink RESOURCES: What Language Is It? Slide, What Language Is It? Video, Pentecost Wonder Truth Slide

Ahead of time, write each of the following words with a marker on a separate sheet of paper: *Spanish*, *French*, *Swahili*, *Arabic*, *Russian*, *Italian*, *Mandarin (Chinese)*, *German*, and *Afrikaans*. Tape these sheets up all around the room, making sure to leave some space in between each sheet.

Display the What Language Is It? Slide and gather the kids. **Let's do an activity called What Language Is It? In this activity, we'll watch a video that shows people speaking a phrase in different languages. Each time you hear the phrase in a new language, your job is to decide which language you think it is and move to stand next to the correct sign. For example, if you think the phrase in German, you'll go to the *German* sign.** Point to and read all nine language signs around the room.

Begin the activity by playing the What Language Is It? Video until the first phrase is spoken. Then pause to give kids a chance to move to the sign they think is correct. Play the video to reveal the correct answer. Continue this way through all nine languages. (The phrases are in the following language order: French, Spanish, Swahili, Mandarin [Chinese], Afrikaans, Russian, Arabic, German, Italian.) The very last clip will repeat the phrase in English—*Jesus is Lord!*

Display the Pentecost Wonder Truth Slide. **It's amazing to hear so many languages declaring that Jesus is Lord! Today we're going to hear how God helped people learn about Him in their own languages as we discover our Wonder Truth: THE HOLY SPIRIT EMPOWERS US TO SHARE GOD'S STORY.**

Leader Tip: Make this activity even more active by assigning kids certain ways to move to the language signs each time, such as jumping, walking in slow motion, and walking on tiptoes.

Make It Inclusive: If any kids or leaders know sign language, invite them to demonstrate how to sign "Jesus is Lord." If anyone uses a voice output device/augmentative and alternative communication (AAC), show how "Jesus is Lord" can be communicated in that way. Then celebrate that there are so many ways people can declare that Jesus is Lord!

Preteen Multisensory Activity: Multilingual!

SUPPLIES: cardstock, scissors (prep only), paper clips or resealable baggies (1 per 2–4 kids; optional: 1 per kid)
Wonder Ink RESOURCES: Multilingual Cards (1 set per 2–4 kids, optional: 1 set per kid), Multilingual! Slide, What Language Is It? Video, Pentecost Wonder Truth Slide

Ahead of time, print the Multilingual Cards on cardstock, using two-sided printing with the flip on the long edge. You'll need one set for every 2–4 kids. (Print a set for each kid if you plan on sending them home with the kids.) Cut apart the cards, shuffle each set, and use a paper clip or resealable baggie to keep each set separate.

Display the Multilingual! Slide and gather the kids. **There are about 7,000 different languages spoken in the world today! Do any of you speak a different language?** Invite responses. **Do you know any words or phrases in a different language, like "Hello" or "Thank you"?** Allow kids to share. **There are people all over the world worshiping Jesus today in thousands of languages! Let's do an activity called Multilingual! The word *multilingual* means speaking in multiple languages, and today we're going to learn an important phrase in multiple languages!**

Help kids form groups of 2–4 and give each group a set of Multilingual Cards. Instruct them to lay their cards out in front of them with only the side that lists a language showing.

In this activity, we'll watch a video that shows people speaking a phrase in different languages. Each time you hear the phrase in a new language, your job is to work with your group to decide which language you think it is, find that card, and flip it over to see if the phrase listed on the back matches the one on the video. Once you know which language it is, try repeating the phrase!

Begin the activity by playing the What Language Is It? Video until the first phrase is spoken. Then pause to give kids a chance to find and flip over the card they think is correct and repeat the phrase. Then play the video to reveal the correct answer. Continue this way through all nine languages. (The phrases are in the following language order: French, Spanish, Swahili, Mandarin [Chinese], Afrikaans, Russian, Arabic, German, Italian.) The very last clip will repeat the phrase in English—*Jesus is Lord*!

Display the Pentecost Wonder Truth Slide. **It's amazing to hear so many languages declaring that Jesus is Lord! Today we're going to hear how God helped people learn about Him in their own languages as we discover our Wonder Truth: THE HOLY SPIRIT EMPOWERS US TO SHARE GOD'S STORY.**

If you prepared a set of the Multilingual Cards for each kid, hand them out and invite kids to take them home and teach the phrase "Jesus is Lord" in nine languages to their friends and family.

Leader Tip: Add more physical activity by having each group choose which language they think is being spoken and take turns running that card up to the front.

Make It Inclusive: If any kids or leaders know sign language, invite them to demonstrate how to sign "Jesus is Lord." If anyone uses a voice output device/augmentative and alternative communication (AAC), show how "Jesus is Lord" can be communicated in that way. Then celebrate that there are so many ways people can declare that Jesus is Lord!

Declaring God's Wonder

Wonder Ink RESOURCES: Pentecost Declaration Slide

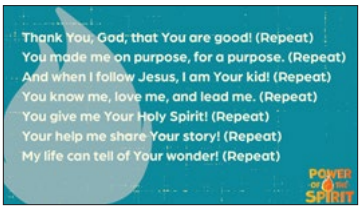

Display the Pentecost Declaration Slide. Read each line boldly and invite kids to repeat after you.

Thank You, God, that You are good! (Kids repeat.)

You made me on purpose, for a purpose. (Kids repeat.)

And when I follow Jesus, I am Your kid! (Kids repeat.)

You know me, love me, and lead me. (Kids repeat.)

You give me Your Holy Spirit! (Kids repeat.)

You help me share Your story! (Kids repeat.)

My life can tell of Your wonder! (Kids repeat.)

Large Group

Guide kids into knowing God, exploring His big story, and marveling at His wonder.

LESSON AT A GLANCE

WONDER TRUTH: The Holy Spirit Empowers Us to Share God's Story
SCRIPTURE: Acts 2
WORD OF WONDER: Acts 1:8

Prayer of Invitation

Lead kids in a prayer of invitation before entering into worship and God's big story: **God, You are amazing! We invite Your Holy Spirit to lead us and teach us Your ways. Help us listen to Your voice. Help us understand how precious we are to You. In Jesus' name, Amen.**

Worship

Wonder Ink RESOURCES: songs from the Power of the Spirit Elementary Spotify playlist

Today we'll hear about how Jesus sent the Holy Spirit to His followers and empowered them to share God's story. Let's praise and thank God for sending the Holy Spirit! Play songs from the Power of the Spirit Elementary Spotify playlist and encourage the kids to sing and dance as they praise God.

God's Big Story

Hear It, Watch It, Experience It!

This lesson includes three opportunities for your kids to enter the story—each one reinforces the others! **HEAR** it read directly from the Bible. **WATCH** it in a video. **EXPERIENCE** it through the live script.

SUPPLIES: Bibles (1 per kid)
Wonder Ink RESOURCES: Pentecost Title Slide, Jesus Sends the Holy Spirit (Pentecost) God's Big Story Video

Display the Pentecost Title Slide. Invite the kids to look up Acts 2 in their Bibles. Explain that the book of Acts tells how the followers of Jesus started to share His story after He went back to heaven. Acts is a book full of exciting adventures, made possible by the Holy Spirit empowering His people.

Let's start by reading part of God's big story directly from the Bible. Afterward, we'll watch and experience more of the story!

Ask one of the kids to read Acts 2:1–6 aloud. Invite someone else to read Acts 2:14 to the group. Then have a couple of others read Acts 2:36–41 to the group. Encourage the kids who aren't reading aloud to

close their eyes as they listen so that they can picture the amazing things that are going on.

Then do one or both of the following:

- View Jesus Sends the Holy Spirit (Pentecost) God's Big Story Video
- Use the following Jesus Sends the Holy Spirit (Pentecost) Experience It! Script

Leader Tip: Give kids the opportunity to volunteer to read aloud. (Avoid asking kids to read aloud if they haven't volunteered to do so.) Some kids struggle with reading, and others simply prefer not to read in front of others.

LESSON 2 JESUS SENDS THE HOLY SPIRIT (PENTECOST) EXPERIENCE IT! SCRIPT

SUPPLIES: flameless tealights (1 per kid actor), Avery® Label Template 22830 (optional, 2.5" round printable white sticker labels)
Wonder Ink RESOURCES: Wonder Truth Stickers (optional)

As you tell part of God's big story today, several kids will play the role of early believers receiving Jesus' message. If your group and stage area are large, you'll call about 8–10 kids up to act. If your group and stage area are small, you'll call about 3–5 kids up. You'll need a flameless tealight for each kid actor. Keep the tealights off to the side until indicated.

Optional: Ahead of time, print the Wonder Truth Stickers out on 2.5" round printable white sticker labels (Avery® Label Template 22830). At the end of the Experience It! Script, give a sticker to each kid as you share your own story. Tell them where you first heard God's story, when you first trusted Jesus and followed Him, and how the Holy Spirit has helped you share God's story with others. Encourage kids with the truth that the Holy Spirit will empower them to share God's story too! If time allows, give kids an opportunity to share their stories of when they first began following Jesus.

Today I'll need your help telling this part of God's big story.

Choose several kids to stand on stage in a group and act as the disciples. As you say the scripted words below, encourage the kids on stage to react as they imagine the disciples would have.

After Jesus died and came back to life, He gathered all His disciples together and gave them a special mission. Jesus would soon go up to heaven with God, and He wanted them to share the things He had done and taught with everyone all around the world. Most importantly, Jesus commanded them to tell everyone how He had died and come back to life to heal the broken relationship between people and God. Everyone who trusted in Jesus would become part of God's family.

Direct the kids on stage to look uncertain.

The disciples were a little nervous about this mission. They weren't necessarily well educated or good at speaking to crowds. And they knew there would be people who didn't want to hear the message they had to share.

Good thing Jesus had a plan! Jesus promised that He would send the Holy Spirit to guide them

and give them power to share His story. The Holy Spirit is God's powerful, wise, and loving presence. Jesus told His disciples to go wait in Jerusalem until they received the Holy Spirit. Then Jesus rose up off the ground and into the air until He disappeared in the clouds.

The disciples returned to Jerusalem and waited for Jesus to send the Holy Spirit, just as He had told them to do.

Direct the kids to gather on one side of the stage and sit down. They can act as though they are waiting for something.

On the holiday called Pentecost, Jesus' followers were gathered in a large room. *Pentecost* was a time when people celebrated the first crops that sprang up during the harvest season. Little did the disciples know that on this particular holiday, Jesus would keep His promise and send the Holy Spirit to the first people who believed in Him!

Hand each actor on stage a flameless tealight, directing them to hold it behind their backs, out of sight of the audience. So, there they were, the disciples waiting together in this room, when the whole house filled with a sound like strong wind blowing!

(To the kids in the audience) **Everyone, cup your hands around your mouth and blow or whistle to make the sound of a strong wind!**

Allow the sounds to grow for a few moments, then shout above the noise. Signal for the disciples to turn on their tealights and hold them over their heads.

Something that looked like flames came and rested on top of each person there. At that moment, the Holy Spirit filled each of them.

Just like Jesus promised, the Spirit empowered the disciples to tell Jesus' story. The disciples were so courageous after the Spirit filled them that they immediately went outside and started to share Jesus' message with others who had come to Jerusalem for the holiday.

With the Spirit inside of them, the disciples even started to speak in languages they had never learned before!

Signal to the crowd to stop the wind sounds. Direct the disciples on stage to lower their candles and pretend to talk in other languages. (If they speak another language or know a foreign word or phrase, such as "Jesus is Lord" from the Curiosity activity, encourage them to speak it.)

Direct the disciples to step off the stage area and into the audience, bending to talk with the kids as if sharing the story of Jesus.

The other Jewish people visiting from far away were amazed to hear the story of Jesus in the languages of their own lands.

Direct the audience to look like they're amazed!

The story isn't quite finished yet, but let's thank our volunteers as they take a seat.

Collect the flameless tealights as you direct the disciples to return to their seats in the audience.

Then Peter got up in front of all the people and told them that the Holy Spirit had filled him and the other disciples with power to speak in other languages. Peter said that long ago God had given a message about the coming of the Holy Spirit, and now Jesus had fulfilled that message by dying and rising again.

When Peter finished, the people asked, "What should we do?" Invite the audience to repeat the question. **Peter told them to ask God for forgiveness for the wrong things they had done, to be baptized—cleansed with water as a symbol of God washing them clean of their sins—and to commit to being followers of Jesus. Then they too would receive the Holy Spirit! That day, three thousand people trusted in Jesus because of the message Peter and the other disciples shared.**

God chose Pentecost—the holiday celebrating the first crops of the season—to give the Holy Spirit to Jesus' first followers. He empowered men and women with the Holy Spirit to share His story and bring all those people into a new relationship with Him. But Peter said that the Holy Spirit was not only for the disciples then but also for everyone who would trust Jesus and become His disciples. Just as He did long ago on Pentecost, the Holy Spirit empowers us to share God's story.

If you have Wonder Truth Stickers for each kid, hand them out now as you tell kids your own story of trusting and following Jesus.

Connecting the Wonder Truth

Wonder Ink RESOURCES: Pentecost Wonder Truth Slide

Display the Pentecost Wonder Truth Slide. **Our Wonder Truth today is THE HOLY SPIRIT EMPOWERS US TO SHARE GOD'S STORY. Where did you see our Wonder Truth in action in the story?** Allow kids to answer freely.

During the time of the Old Testament, God promised Abraham that He would bless the whole world through his family (Genesis 12:1–3)**. Many, many years later, after Jesus died, came back to life, and went up to heaven, something amazing happened. God kept His promise by sending the Holy Spirit to fill and help His followers tell people gathered in Jerusalem from many different nations about Jesus.**

In Awe of God's Wonder

Spend a few moments allowing kids to think about the wonder of God's story.

What part of today's story is the easiest for you to imagine? Invite kids to close their eyes and imagine the story. **What do you notice? What emotions do you feel?** Invite kids to share freely.

Small Group

Help kids see the wonder of God's story and how it connects to their own story.

LESSON AT A GLANCE

WONDER TRUTH: The Holy Spirit Empowers Us to Share God's Story
SCRIPTURE: Acts 2
WORD OF WONDER: Acts 1:8

Word of Wonder Activity

WORD OF WONDER

But you will receive power when the Holy Spirit comes on you; and you will be my witnesses in Jerusalem, and in all Judea and Samaria, and to the ends of the earth.

—Acts 1:8 (NIV)

WORD OF WONDER

But you will receive power when the Holy Spirit comes on you. Then you will tell people about me in Jerusalem, and in all Judea and Samaria. And you will even tell other people about me from one end of the earth to the other.

—Acts 1:8 (NIrV)

SUPPLIES: Bibles (1 per kid), whiteboard or posterboards (optional), dry-erase marker or permanent marker (optional)
Wonder Ink RESOURCES: Word of Wonder Slide (optional), Elementary Word of Wonder Video (optional)

In this activity, kids will do motions for key words in the Word of Wonder. Consider writing the verse on a whiteboard that all the groups can see or writing it on a posterboard for each group. Underline these key words and phrases: *power*, *Holy Spirit*, *Jerusalem*, *Judea* and *Samaria*, *earth*.

Our Word of Wonder for the Power of the Spirit series are Jesus' words to His disciples. He promises they will receive the Holy Spirit, and on the day of Pentecost, that's exactly what happened! Let's say the verse together. Open your Bible to Acts 1:8. If possible, display the Word of Wonder Slide or watch the Elementary Word of Wonder Video. Encourage kids to read Acts 1:8 several times together.

If using, point to the whiteboard or posterboard with the Word of Wonder on it and challenge kids to do certain motions when they say the underlined words. (When we move our bodies, our minds remember things better!) Introduce them to these motions:

power: blow gently on hand and reach outward
Holy Spirit: point up
Jerusalem: take one small step forward
Judea and Samaria: take one medium step forward
earth: take a very large step forward

Start by inviting all the kids to say the verse together and do the motions. If your group is up for a challenge, have your group stand in a large circle. Invite kids to go around the circle as quickly as possible, with each person saying just one word from the verse. Whenever a key word is said, everyone can do the motions.

Leader Tip: Explain to kids that the disciples were in Jerusalem when they received the Holy Spirit. Therefore, Jerusalem was nearest to them, Judea and Samaria were a little farther from them, and the ends of the earth were very far! The verse motions reflect these distances.

Make It Inclusive: If kids have limited mobility, they can form a circle in front of themselves with their arms to indicate Jerusalem (close to their body), Judea and Samaria (a little farther from their body), and the ends of the earth (as far away from their body as their arms can reach).

Elementary Questions

- **What holiday were the people celebrating when the Holy Spirit came?** *(Pentecost, the holiday when people celebrated the first crops of the harvest season)*
- **What did the disciples hear when the Holy Spirit came? What did they see?** *(They heard a sound like a strong wind. They saw something that looked like flames resting on top of each person.)*
- **Who went outside and started to share Jesus' message with people?** *(the disciples and Jesus-followers who were in the house)*
- **How did the Holy Spirit change the disciples?** *(Possible answers: The Holy Spirit gave them courage and boldness to share Jesus' message; the Holy Spirit helped them speak in other languages.)*
- **How has the Holy Spirit changed you?**
- **When did you first hear the good news of Jesus and His love for you?**

God did an amazing thing when He sent the Holy Spirit to His people. God gives us the Holy Spirit too, which gives us the boldness to share His wonderful story with others. Let's thank God for the gift of the Holy Spirit!

Leader Tip: For some kids, today might be the first time they hear the good news of Jesus and His love for them! Be ready to talk with them about what it means to believe in and follow Jesus! Consider referring to the Salvation Path resource and inviting your ministry leader and kids' parents into the conversation!

Preteen Questions

- **What did the disciples hear when the Holy Spirit came? What did they see?** *(They heard a sound like a strong wind. They saw something that looked like flames resting on top of each person.)*
- **Who got up in front of all the people and told them the message of Jesus?** *(Peter)*
- **When the people asked what they should do, what did Peter tell them?** *(Ask God for forgiveness, be baptized, and commit to being a follower of Jesus. Then they would receive the Holy Spirit!)*
- **What holiday were the people celebrating when the Holy Spirit came? Why do you think this is significant?** *(Pentecost, the holiday when people celebrated the first crops of the harvest season. The Holy Spirit coming would be the beginning of a great spiritual harvest when many people would become Jesus-followers, starting with three thousand that day!)*
- **How did the Holy Spirit empower Peter and the disciples?** *(Possible answers: The Holy Spirit gave them courage and boldness to share Jesus' message; the Holy Spirit helped them speak in other languages.)*
- **How does the Holy Spirit work in Jesus-followers today? How has the Holy Spirit changed you?**

God sent His Holy Spirit to empower us to share His truth with others. Let's take some time to pray, asking the Holy Spirit to fill us with boldness and wisdom.

Small Group Prayer Time

Ask a few of the kids to share some situations where they may feel nervous or afraid to share God's story. Spend some time inviting kids to pray, asking God to empower them through the Holy Spirit so that they can share His story with those who need to hear it.

Large Group or Small Group

Create space for God to remind kids they are known, loved, led, and their lives can tell of God's wonder.

LESSON AT A GLANCE

WONDER TRUTH: The Holy Spirit Empowers Us to Share God's Story
SCRIPTURE: Acts 2
WORD OF WONDER: Acts 1:8

Elementary Responding in Worship: Flames of the Spirit

SUPPLIES: butcher paper or posterboard, masking or painter's tape, glue sticks or tape, construction paper (1 sheet per kid in red, yellow, or orange), pencils (1 per kid), kid-safe scissors, coloring utensils, brown construction paper (optional)
Wonder Ink RESOURCES: Flames of the Spirit Slide, Power of the Spirit Elementary Spotify playlist

Ahead of time, tape butcher paper or a posterboard to the wall at the kids' level. They will be taping/gluing paper flames (made from their handprints) to the poster to make a collective fire. Consider creating paper logs out of brown construction paper and taping or gluing them near the bottom of the poster to form the base of the paper fire.

Make It Inclusive: Have precut handprint flames ready for kids who find it hard to use scissors or are unable to handle them. Consider also having adaptive scissors available.

Display the Flames of the Spirit Slide and gather the kids together. **Today we heard in God's big story about how the Holy Spirit filled those who believed in Jesus and empowered them to share His story. Peter got up and boldly shared about Jesus to thousands of people. Does anyone remember what Peter did the night before Jesus died on the cross?** Give the kids some time to think and respond. Remind the kids that Peter was so scared of what people might think of him or do to him that he pretended he didn't even know Jesus. **Three different times, Peter denied that he even knew Jesus.** (If you have time, you can look this up and read it from Luke 22:54–62.)

Peter went from being scared to admit he knew Jesus to standing up in front of thousands of people so that they would know the good news about Jesus. The difference was that Peter was empowered by the Holy Spirit. The same Spirit lives in us today if we know Jesus! And the Holy Spirit can give us power to share God's story with others!

Demonstrate these steps for the kids:

1. Trace one hand onto a sheet of construction paper, with your fingers touching. Explain that it's easiest to hold the pencil with your writing hand and to trace the other hand.
2. Cut out the traced hand. Show kids that it looks kind of like a flame!

Give a sheet of red, yellow, or orange construction paper to each kid. (Be sure there's a mix of those three colors throughout the group.) Invite kids to trace one hand, fingers together, onto their paper and cut it out to make a paper flame. When everyone has their flame cut out, continue.

When the Holy Spirit came and filled Jesus' disciples on Pentecost, something that looked like flames came and rested on each of them. These flames can remind us that when we follow Jesus, the Holy Spirit fills us too and helps us tell others about Jesus and His love! Let's spend some time praying and listening to the Holy Spirit.

Invite kids to spread out with their handprint flame and 1–2 coloring utensils. Read the following prayer prompts and pause after each:

- **Ask the Holy Spirit to show you who in your life needs to hear about Jesus.**
- **Write that person's name on your handprint flame or draw a picture of them.**
- **Ask God to give you ideas for sharing His story with them and to give you courage to share.**
- **Pray now for that person by name. Ask God to help their heart to be ready to hear about Jesus and receive His love.**

Set glue sticks or tape near the poster. Then, as kids finish praying, writing, and drawing, invite them to bring their handprint flame to the poster and to glue/tape it to the poster to create a paper fire. Play music from the Power of the Spirit Elementary Spotify playlist during this time.

Close this time by saying a prayer for all the people represented by the flames of the fire.

Preteen Responding in Worship: Mission Journals

SUPPLIES: writing utensils, coloring utensils
Wonder Ink RESOURCES: Mission Journal (1 per kid), Mission Journals Slide, Power of the Spirit Elementary Spotify playlist

Ahead of time, print a Mission Journal for each kid. (Use two-sided printing and flip on the short edge.) Fold each journal in half to create a small, four-page booklet.



Make It Inclusive: Provide a variety of drawing utensils to benefit kids of varying fine motor skill levels. For example, markers require less muscle strength/pressure than crayons or colored pencils. If possible, also have simple adaptive tools on hand, such as pencil grips.

Display the Mission Journal Slide and gather the kids. **Today we heard in God's big story about how the Holy Spirit filled those who believed in Jesus and empowered them to share His story. Peter got up and boldly shared about Jesus to thousands of people. Does anyone remember what Peter did the night before Jesus died on the cross?** Give the kids some time to think and respond. Remind the kids that Peter was so scared of what people might think of him or do to him

that he pretended he didn't even know Jesus. **Three different times, Peter denied that he even knew Jesus.** (If you have time, you can look this up and read it from Luke 22:54–62.)

Peter went from being scared to admit he knew Jesus to standing up in front of thousands of people so that they would know the good news about Jesus. The difference was that Peter was empowered by the Holy Spirit. The same Spirit lives in us today if we know Jesus! And the Holy Spirit can give us power to share God's story with others!

Let's spend some time reflecting on our mission as Jesus-followers to share Jesus with others and praying for the Holy Spirit to empower us. Set out writing and coloring utensils and give a Mission Journal to each kid. Invite kids to write their name next to "My Name" on the front cover. Then spend a moment reading each page together. Give kids several minutes to write and draw in their journals as they reflect and pray quietly. Quietly play music from the Power of the Spirit (Elementary Spotify playlist during this time.

After a few minutes, give kids who would like to share an opportunity to turn to a neighbor and show them their journal. Encourage kids to take their journals home and to continue praying each day for the Holy Spirit's help as they share Jesus and His love with others.

Blessing Your Kids

Wonder Ink RESOURCES: Pentecost Blessing Slide

Display the Pentecost Blessing Slide. Speak this blessing over your kids, as a group or as individuals. If you bless kids individually, insert each name into the blessing.

Blessing: God has not left us alone; He's given us the Holy Spirit to comfort, guide, and strengthen us. May you go this week, filled with the Spirit and empowered to share His story with others.