

LESSON 3

JESUS HEALS A MAN WHO IS BLIND

LESSON AT A GLANCE

WONDER TRUTH: Jesus Has Power to Heal

SCRIPTURE: Mark 10

GOD'S BIG STORY: Bartimaeus—who is blind—shouts out to Jesus from the roadside where he sits begging for money. Jesus asks what Bartimaeus needs then restores his eyesight, showing that Jesus has power to heal!

WORD OF WONDER: How great God is! We'll never completely understand him. —Job 36:26a

CURIOSITY 15 minutes • Large Group or Small Group

Hands-on activities to spark curiosity and get kids thinking about the wonder of God

- Welcome Question: Would you rather be in a crowded place or a quiet space? Why?
- Curiosity Questions
- Elementary Multisensory Activity: What's That Sound?
- Preteen Interactive Game: The Great Sound Matchup
- Declaring God's Wonder



BELIEF 25–35 minutes • Large Group

An interactive dive into Scripture that guides kids into knowing God, exploring His big story, and marveling at His wonder

- Prayer of Invitation and Worship
- God's Big Story: Hear It, Watch It, Experience It!
- Connecting the Wonder Truth
- In Awe of God's Wonder

FAITH 15 minutes • Small Group

An intentional conversation that helps kids see the wonder of God's story and how it connects to their own

- Word of Wonder Activity
- Discussion Questions for Elementary Kids and Preteens
- Small Group Prayer Time

IDENTITY 10 minutes • Large Group or Small Group

An interactive worship response activity that creates space for God to remind kids that they are known, loved, led, and their lives can tell of God's wonder

- Elementary Responding in Worship: Me Puzzle
- Preteen Responding in Worship: My Comic Book Conversation with Jesus
- Blessing Your Kids

Wonder@Home™

Designed for families to engage in the wonder of God together at home. This resource includes a video, worship playlists, activities, and more!

INVITATION

We invite you to pause, listen, and shift your gaze toward the Father ...

LESSON AT A GLANCE

WONDER TRUTH: Jesus Has Power to Heal

SCRIPTURE: Mark 10

WORD OF WONDER: Job 36:26a

When I'm sick, I spend a lot of time thinking about healing. I plead to God for a quick fix to whatever illness it is this time, thank Him once I'm feeling better—and then I move on. I forget how it felt to be sick. Until the next time.

Take a moment to read Mark 10:46–52. Jesus and His disciples are leaving Jericho when they encounter Bartimaeus, a man who is blind. When he hears that Jesus is there, he calls out for healing: “Jesus! Son of David! Have mercy on me!” (v. 47). Jesus responds and heals Bartimaeus. Bartimaeus is no longer blind, and he immediately begins following Jesus!

Would you?

When I recover from a cold, my life goes back to business as usual. I rarely make a change afterward. Sometimes my walk with Jesus looks like that too. He does something amazing, and I move on. But Jesus has something better in mind for us.

We all need healing from something, whether that is sickness, addiction, heartache, or other brokenness. The Bible gives us good news that Jesus has power to heal. Jesus' healing isn't a quick fix—it's utterly life-changing. It's an invitation to leave behind our old lives and follow Him.

What do you need healing from today? Jesus has power to heal, and He's ready for you to ask and follow Him.

—Caroline Wiggins

Children's Ministry Volunteer and Curriculum Intern

Wonder Ink Development Team

LESSON 3 **FOR LEADERS**
JESUS HEALS A MAN WHO IS BLIND

DID YOU KNOW?

FOUNDATION BUILDING BLOCKS

WHO?

Bartimaeus, a man who was blind, begged alongside the road to Jericho where many people passed by. He would have been viewed as an outcast because of his physical disability, and he would have depended solely on the money he received begging for his livelihood.

WHAT?

Bartimaeus cries out to Jesus, “Son of David!” (Mark 10:47). This was a Jewish title for the Messiah. When Jesus began His ministry, He read from Isaiah 61 as a declaration that the prophesy is fulfilled in Him. He is the Messiah who would recover “sight for the blind” (Luke 4:18 NIV).

WHERE?

Jericho in the Old Testament and Jericho in the New Testament are in two different locations. New Testament Jericho was near King Herod’s palace, about a mile south of Old Testament Jericho. Jesus was likely walking between the two Jerichos on a well-traveled road.

WHEN?

After Jesus healed Bartimaeus, He headed into Jerusalem and toward the climax of His mission on earth—His death and resurrection.

CONNECTING TO GOD’S BIG STORY:

After Bartimaeus is healed, he follows Jesus along the road to Jerusalem, where people welcome Jesus triumphantly as the One who would bring “the coming kingdom of our father David” (Mark 11:10). As Bartimaeus follows Him, Jesus literally ushers in the kingdom He has promised but in a way that few expect—through His death and resurrection.

LESSON 3 ELEMENTARY & PRETEEN

Large Group or Small Group

Spark curiosity and get kids thinking about the wonder of God.

LESSON AT A GLANCE

WONDER TRUTH: Jesus Has Power to Heal

SCRIPTURE: Mark 10

WORD OF WONDER: Job 36:26a

Series Bumper and Countdown Videos

Choose between the [Now That's a Miracle! Series Bumper Video](#) and [Countdown Videos](#) to introduce the kids to the series.

Welcome Question

SUPPLIES: paper, coloring utensils, whiteboard (optional), dry-erase marker (optional)

Wonder Ink RESOURCES: Blind Welcome Question Slide

Before kids arrive, display the Blind Welcome Questions Slide or write the following questions on a whiteboard: "Would you rather be in a crowded place or a quiet space? Why?" Set out paper and coloring utensils.



As kids arrive ...

Welcome each kid to your group by name. If there are new kids to your group, help them connect with other kids. Point out the Welcome Questions on the screen or whiteboard and read it aloud to younger kids. Encourage kids to share their answers with their neighbors.

At your start time ...

Warmly welcome all the kids to church. Call on several kids to answer the Welcome Questions aloud:

Would you rather be in a crowded place or a quiet space? Why? Consider telling kids about a crowded place or a quiet space where you like to go.

I think it's so cool how every one of us is unique from each other! Some of us prefer busy, bustling cities or theme parks while others prefer a quiet room or peaceful nature trail. Today we're going to hear about a man who shouted out to Jesus in a very crowded place. But first, it's time to be curious!

Curiosity Questions

Ask the following “I’m curious” questions. Say “I’m curious ...” before each question and give kids a chance to think about and answer each one.

I’m curious ...

- What are some places large crowds gather?
- If you were in a large crowd and needed to be heard, what would you do?

Elementary Multisensory Activity: What’s That Sound?

SUPPLIES: small plastic eggs or opaque bottles (8), small objects (like coins, buttons, blocks, dry beans, paper clips, etc.), permanent marker (prep only), whiteboard, dry-erase marker, masking tape (optional)

Wonder Ink RESOURCES: What’s That Sound? Slide, Blind Wonder Truth Slide

Ahead of time, place eight small objects in separate opaque plastic eggs or bottles. If using plastic eggs, seal them closed with masking tape. You can use objects such as coins, buttons, blocks, dry beans, and paper clips. You might include more than one of the same object in some bottles or eggs. Using a permanent marker, number the eggs or bottles 1–8. Also list the numbers 1–8 on a whiteboard.



Display the What’s That Sound? Slide and gather the kids. **We’re going to do an activity where you try to guess what’s inside these containers based only on sound.** Place the eggs or bottles in the middle of your group. Invite kids to shake the containers and listen for the sound. (They shouldn’t open the containers!) Have them share their guesses as they shake each container and let them write their guesses next to the appropriate number on the whiteboard. (For younger kids, invite a leader or older kid to be the scribe who writes on the whiteboard.)

Leader Tip: If your group is large, consider preparing multiple sets of eggs or bottles. Invite kids to form smaller groups and give each small group a set of containers to shake, listen to, and then guess what’s inside.

Make It Inclusive: Modify this activity for kids who are deaf or hard of hearing. Instead of listening to items in bottles or plastic eggs, invite kids to close their eyes and touch different items to see if they can determine what each item is.

Once everyone has had a turn shaking the containers and guessing the sounds, begin at number one and reveal what’s inside. Do the same for each container. See if anyone was able to correctly identify all the sounds.

You all did an amazing job identifying the sounds different objects make! In God’s big story today, we’ll encounter a man who shouted to be heard among the crowd of people who had gathered around Jesus. This man was blind and unable to see, which means it’s likely he would have developed a strong sense of hearing and have been very good at the game we just played! Display the Blind Wonder Truth Slide. This man



got to experience our Wonder Truth in a very personal way: **JESUS HAS POWER TO HEAL.**

Make It Inclusive: Be particularly sensitive to kids in your group who are blind or have low vision. Let them know ahead of time about the story they'll be learning so they're not surprised by it. Some kids may want to share with the group about their own experiences as a person with limited sight while others will not, so be sure to talk with them beforehand.

Preteen Interactive Game: The Great Sound Matchup

SUPPLIES: scissors (prep only), basket or container

Wonder Ink RESOURCES: The Great Sound Matchup Slide, Sound Matchup Slips Sheet (1 copy per 20 kids), Blind Wonder Truth Slide

Ahead of time, print one copy of the Sound Matchup Slips Sheet for every 20 kids. Cut the slips apart and place them in a basket or container. Make sure every "Make the Sound" slip has a matching "Listen for" slip so that each kid has a partner to find. So, if you remove some slips from the basket, be sure to also remove their matches.

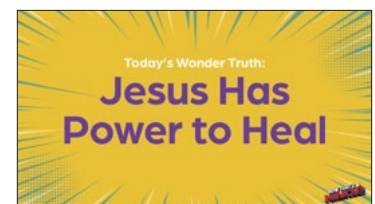
Make It Inclusive: If any kids are deaf or hard of hearing, modify this activity by having kids with "Make the Sound" slips make the actions of their assigned animals rather than the sounds. Kids with "Listen for" slips will identify their matches by looking for their animals rather than listening for them.

Make the Sound ...	Listen for ...
Make the sound of a train.	Listen for a train.
Make the sound of a car horn.	Listen for a car horn.
Make the sound of a baby crying.	Listen for a baby crying.
Make the sound of a dog barking.	Listen for a dog barking.
Make the sound of a cat meowing.	Listen for a cat meowing.
Make the sound of an ambulance siren.	Listen for an ambulance siren.
Make the sound of a duck quacking.	Listen for a duck quacking.
Make the sound of a cow mooing.	Listen for a cow mooing.
Make the sound of a phone ringing.	Listen for a phone ringing.
Make the sound of a rain.	Listen for rain.
Wonder Ink	LESSON 3 SOUND MATCHUP SLIPS SHEET POSTER

Display The Great Sound Matchup Slide and gather the kids. **Let's play a game in which half of you will be making sounds and the rest of you will be listening very carefully!** Have each kid pull a Sound Matchup Slip from the basket and not show it to anyone. Explain that when you say, "Go," kids whose slips include the words, "Make the sound of ____" will move throughout the room making that assigned sound. At the same time, kids whose slips include the words "Listen for ____" will move throughout the room listening for that sound. When the listener finds the person making their sound, they can compare slips. If they're a pair, they can link arms and sit down together. Invite kids to stand, and then say, "Go!"

If time allows, play multiple rounds with kids pulling new slips each time. You can make it more challenging for the listeners by having kids whisper the sounds.

You all did a great job as listeners and noise makers! In God's big story today, we'll encounter a man who made a lot of noise to be heard above the crowd as Jesus walked by. This man was blind and unable to see, which means it's likely he would have developed a strong sense of hearing and have been very good at the game we just played! Display the Blind Wonder Truth Slide. **This man got to experience our Wonder Truth in a very personal way: JESUS HAS POWER TO HEAL.**



Make It Inclusive: Be particularly sensitive to kids in your group who are blind or have low vision. Let them know ahead of time about the story they'll be learning so they're not surprised by it. Some kids may want to share with the group about their own experiences as a person with limited sight while others will not so be sure to talk with them beforehand.

Declaring God's Wonder

Wonder Ink RESOURCES: Blind Declaration Slide

Display the Blind Declaration Slide. Read each line boldly and invite kids to repeat after you.

Thank You, God, that You are good! (Kids repeat.)

You made me on purpose, for a purpose. (Kids repeat.)


And when I follow Jesus, I am Your kid! (Kids repeat.)

You know me, love me, and lead me. (Kids repeat.)

Jesus noticed every person, (Kids repeat.)

And He has power to heal! (Kids repeat.)

My life can tell of Your wonder! (Kids repeat.)



Thank You, God, that You are good! (Repeat)
You made me on purpose, for a purpose. (Repeat)
And when I follow Jesus, I am Your kid! (Repeat)
You know me, love me, and lead me. (Repeat)
Jesus noticed every person, (Repeat)
And He has power to heal! (Repeat)
My life can tell of Your wonder! (Repeat)

LESSON 3 ELEMENTARY & PRETEEN

Large Group

Guide kids into knowing God, exploring His big story, and marveling at His wonder.

LESSON AT A GLANCE

WONDER TRUTH: Jesus Has Power to Heal

SCRIPTURE: Mark 10

WORD OF WONDER: Job 36:26a

Prayer of Invitation

Lead kids in a prayer of invitation before entering into worship and God's big story: **God, thank You for being our God. You know us and call us Your friends. By the power of Your Holy Spirit, help us to understand that You are the healer! In Jesus' name, Amen.**

Worship

Wonder Ink RESOURCES: songs from the [Now That's a Miracle! Elementary Spotify playlist](#)

Today we'll hear how Jesus responded to a man who was blind but had faith that Jesus could heal him. Jesus has power to heal! Let's worship Him now! Play songs from the [Now That's a Miracle! Elementary Spotify playlist](#) and encourage the kids to sing and dance as they praise God.

God's Big Story

Hear It, Watch It, Experience It!

This lesson includes three opportunities for your kids to enter the story—each one reinforces the others! **HEAR** it read directly from the Bible. **WATCH** it in a video. **EXPERIENCE** it through the live script.



SUPPLIES: Bibles (1 per kid)

Wonder Ink RESOURCES: Blind Title Slide; [Jesus Heals a Man Who Is Blind God's Big Story Video](#)

Display the Blind Title Slide. Explain that today's story can be found in the second half of the Bible called the New Testament. It's in the book of Mark, chapter 10, verses 46–52. Invite kids to open their Bibles and work together to locate this passage.

Let's start by reading part of God's big story directly from the Bible. Afterward, we'll watch and experience more of the story!

Read Mark 10:46–52 and have kids follow along. Then do one or both of the following:

- Use the following Jesus Heals a Man Who Is Blind Experience It! Script
- View the [Jesus Heals a Man Who Is Blind God's Big Story Video](#)

LESSON 3 JESUS HEALS A MAN WHO IS BLIND

EXPERIENCE IT! SCRIPT

SUPPLIES: scissors (prep only)

Wonder Ink RESOURCES: Story Lines Sheet

Ahead of time, print the Story Lines Sheet and cut apart the slips.

I need your help telling today's part of God's big story! OK, we need six kids to read the lines of people in the story: two crowd members, three kids reading the lines of Jesus, and one person to read the part of Bartimaeus (Bahr-tih-MAI-uhs).

Choose six volunteers who can read. Give each of them a slip of paper with their lines on it. Note that the person playing Bartimaeus will have two lines. (If pre-readers want to participate, pair them with older kids who can teach them their lines ahead of time. Then they can say their parts together. This works particularly well with the "Crowd Member" lines.) When it's time for each kid to read her lines, invite her to the front or have her simply stand and say the line right where she is—whichever works best in your setting!

Slip 1	Bartimaeus Line 1: Jesus! Son of David! Have mercy on me! Bartimaeus Line 2: Teacher, I want to be able to see.
Slip 2	Jesus Line 1: Call that man over to me.
Slip 3	Jesus Line 2: What do you want me to do for you?
Slip 4	Jesus Line 3: Go ... your faith has healed you.
Slip 5	Crowd Member 1: Don't be sad, cheer up! On your feet!
Slip 6	Crowd Member 2: Jesus is calling for you!
Wonder Ink LESSON 3 STORY LINES SHEET © 2015 WONDERSPEAK.COM	

Thank you for volunteering! I'll let you know when it's time to read your lines. Let's begin our story from the book of Mark.

One day, as Jesus was on His way to Jerusalem, two of His disciples—His 12 closest followers—came to Him and asked for the special privilege of sitting next to Him when He reigned as King. They didn't understand that God's kingdom is not like the kingdoms of the earth, where the highest officials order others around. In God's kingdom, anyone who wants to be important must lower themselves and serve others.

When the other 10 disciples heard what the two had asked, they were very angry! How dare they try to make themselves more important than the rest of them, they thought! The disciples didn't realize it yet, but they were about to witness Jesus heal someone who, according to most people, wasn't important at all.

As they walked on, Jesus and His disciples came to a city named Jericho. Wherever Jesus went, large crowds gathered to hear His teachings and be healed. Jericho was no different! As Jesus and His disciples were leaving the city, they came upon a man named Bartimaeus (Bahr-tih-MAI-uhs), who was blind and was sitting by the side of the road. Like many people at this time who were outcasts because they had a disease or disability, Bartimaeus lacked basic needs like food. So his days were spent begging others for money. When Bartimaeus heard that Jesus was passing by, he shouted ... Ask your Bartimaeus to read his first line only.

Bartimaeus Line 1: **Jesus! Son of David! Have mercy on me!** (Mark 10:47)

Many people in the crowd were annoyed by the beggar's shouting, and they told Bartimaeus to be quiet. However, Jesus stopped and asked His disciples ... Invite the kid with the "Jesus Role 1" slip to read his line.

Jesus Line 1: **Call that man over to me.**

So, they did! They told Bartimaeus to cheer up and get up because Jesus was calling for him.

Crowd member 1, what's your line?

Crowd Member 1: **Don't be sad. Cheer up! On your feet!**

And crowd member 2? It's your turn!

Crowd Member 2: **Jesus is calling for you!**

So, Bartimaeus threw aside his outer coat he used to collect money in, jumped to his feet, and went to Jesus. Jesus asked him ... Encourage the kid with "Jesus Line 2" to read.

Jesus Line 2: **What do you want me to do for you?** (Mark 10:51)

Bartimaeus answered ... Ask your Bartimaeus to read his Line 2.

Bartimaeus Line 2: **Teacher, I want to be able to see.**

Let's wonder for a moment. How do you think Bartimaeus is feeling? Excited? Scared? Invite responses from the kids. **What do you think is going to happen?** Allow kids to respond freely. **Let's find out!**

As a man who was blind, Bartimaeus was used to begging for money. Being able to see would mean starting a new way of living. If Jesus healed him, everything in his life would change. Bartimaeus knew Jesus had the power to do it, and he trusted that Jesus could rescue him from the life he was living.

Jesus responded to Bartimaeus ... Invite the kid with Jesus Line 3 to read.

Jesus Line 3: **Go ... your faith has healed you.** (Mark 10:52)

Instantly, Bartimaeus could see! And he followed Jesus—not just down the road but into a new way of living.

Wow! What a miracle—an amazing sign that God is at work! Can we thank our volunteers? Encourage kids to clap to thank the volunteers as you collect the reading strips.

Jesus, who noticed a man that others considered unimportant, cared for him by giving him something that would change his entire life—sight! Jesus has power to heal.

Connecting the Wonder Truth

Wonder Ink RESOURCES: Blind Wonder Truth Slide

Display the Blind Wonder Truth Slide. **Our Wonder Truth today is JESUS HAS POWER TO HEAL. Where did you see our Wonder Truth in the story?** Allow kids to answer freely.

After Bartimaeus is healed, He follows Jesus along the road to Jerusalem. As Jesus enters the city, people welcome Him as King by shouting "Hosanna! ... Blessed is the coming kingdom of our father David!" (Mark 11:9–10). What they didn't realize is that Jesus was about to die and rise again. This is how He would usher in God's kingdom!



In Awe of God's Wonder

Spend a few moments allowing kids to think about the wonder of God's story.

Tell kids you're going to count backward from 10, and when you arrive at zero, they can open their eyes.

How do you think the man who was blind felt when he opened his eyes and could see? Allow kids time to share their answers.

If you could ask Jesus any question about what happened in this story, what would you ask Him?

Encourage kids to share their answers with a neighbor.

LESSON 3 ELEMENTARY & PRETEEN

Small Group

Help kids see the wonder of God's story and how it connects to their own story.

LESSON AT A GLANCE

WONDER TRUTH: Jesus Has Power to Heal

SCRIPTURE: Mark 10

WORD OF WONDER: Job 36:26a

Word of Wonder Activity

WORD OF WONDER

How great is God—beyond our understanding!

—Job 36:26a (NIV)

How great God is! We'll never completely understand him.

—Job 36:26a (NIRV)

SUPPLIES: Bible

Wonder Ink RESOURCES: Word of Wonder Slide (optional), [Elementary Word of Wonder Video](#) (optional)

Today in God's big story, we witnessed Jesus' power to heal when He healed Bartimaeus. Our Word of Wonder for the Now That's a Miracle! series tells of God's amazing power! Let's say the verse together. Open your Bible to Job 36:26a. If possible, display the Word of Wonder Slide or watch the [Elementary Word of Wonder Video](#). Invite kids to read Job 36:26a several times together.

Let's practice our Word of Wonder! Challenge kids to echo you by repeating the words in today's Word of Wonder. In the first few rounds, ask your group to echo you using a variety of voices (loud, soft, sad, excited, tired, high-pitched, etc.). Repeat until your group has mastered echoing your voice while saying the Word of Wonder. Next, challenge your group by asking them to mimic your movements (jumping jacks, hop on one foot, clap your hands, etc.) while repeating the Word of Wonder. In a final round, ask kids to repeat the verse while echoing your voice and repeating your movements.

Leader Tip: For Preteens. Invite kids to take turns leading this activity!

Elementary Questions

- **Who was sitting by the side of the road?** (*Bartimaeus*)
- **What was the man who was blind doing before Jesus came along?** (*begging for money*)
- **What did the man who was blind ask Jesus to do for him?** (*He wanted to be able to see.*)
- **Do you think Bartimaeus was surprised when he could see? Why or why not?**
- **Do you think there's anything Jesus doesn't have the power to do? Why do you think that?**
- **If Jesus asked you, "What do you want me to do for you?" what would you tell Him?**

Today in God's big story, the man who was blind had no fear of Jesus ignoring him. Instead, he made a big bold request of Jesus. Think quietly: Is there a big bold request you would like to make of Jesus? Maybe you or someone close to you needs Jesus' healing power. Let's spend time in prayer together.

Leader Tip: Remind kids that while Jesus has power to heal, it doesn't mean He will answer every request the way we have in mind. Jesus immediately healed Bartimaeus. But sometimes, Jesus chooses to delay healing or wait until we're with Him in heaven to heal. No matter the timing, Jesus hears us, loves us, and promises that one day everyone who trusts in Him will be completely healed forever!

Preteen Questions

- **What was Bartimaeus, the man who was blind, doing before Jesus came along?** (*begging for money*)
- **What do you think life may have been like for Bartimaeus as a blind man?** (*Possible answers: he was likely treated as an outcast, the only way he could provide for his basic needs was by begging, etc.*)
- **When Bartimaeus shouted out to Jesus, how did the people around him react?** (*They were annoyed and told him to be quiet.*)
- **Do you think the people were surprised when Jesus called for Bartimaeus? What makes you think that?**
- **According to Jesus, what was it that caused the blind man to be healed?** (*Bartimaeus' faith*)
Why do you think faith is important when we ask Jesus for what we need?
- **Do you think Jesus wants us to ask Him for the things that matter most to us? What makes you think so?**

Today in God's big story, the man who was blind had no fear of Jesus ignoring him. Instead, he made a big bold ask of Jesus. Think quietly: Is there a big bold ask you would like to make of Jesus? Maybe you or someone close to you needs Jesus' healing power. Let's spend time in prayer together.

Small Group Prayer Time

Invite kids to share any prayer requests or praises they have. If they or someone they know needs physical healing, invite them to quietly ask God for healing or to share their needs with the group so everyone can pray for them together. Close by thanking God for His power to heal and for seeing and loving each person in the group.

LESSON 3 ELEMENTARY & PRETEEN

Large Group or Small Group

Create space for God to remind kids they are known, loved, led, and their lives can tell of God's wonder.

LESSON AT A GLANCE

WONDER TRUTH: Jesus Has Power to Heal

SCRIPTURE: Mark 10


WORD OF WONDER: Job 36:26a

Elementary Responding in Worship: Me Puzzle

SUPPLIES: coloring utensils, whiteboard, dry-erase marker, kid-safe scissors, construction paper (1 sheet per kid plus 1), glue sticks, markers

Wonder Ink RESOURCES: Me Puzzle Sheet (1 per kid plus 1), Me Puzzle Slide, [Now That's a Miracle! Elementary Spotify playlist](#)


Ahead of time, print a copy of the Me Puzzle Sheet for each kid plus one. Decorate the person outline on one of the Me Puzzle Sheets to look like you so that you can use it as an example throughout the activity. Write the following words in large print on a whiteboard: "Jesus Has Power to Heal ... Me."



Leader Tip: For Younger Kids. For pre-readers and pre-writers, write the following in marker across the top of their construction paper ahead of time: "Jesus Has Power to Heal ... Me."

Make It Inclusive: Have adaptive scissors and palm-grasp crayons available for kids who have fine motor needs.

Display the Me Puzzle Slide and gather the kids. Give a Me Puzzle Sheet to each kid. **The person on your sheet represents you!** Show kids the sample Me Puzzle Sheet that you decorated ahead of time to look like you. **Let's spend a couple minutes decorating our people. You can add clothes, hair, and facial features so that it looks like you! Just make sure you can still see the puzzle piece lines when you're done.** Set out coloring utensils and give kids time to decorate their people.



Once kids have decorated the people on their Me Puzzle Sheets, continue.

Today in God's big story, Jesus healed Bartimaeus. But what He gave Bartimaeus was more than just the ability to see with his eyes. Jesus gave Bartimaeus a whole new way of living! Jesus has power to heal. He loves us and wants us to be whole, so we can walk with Him and experience a new and good way of living! While sometimes Jesus heals our physical bodies, He has power to heal the hurt in our hearts that others can't see.

Hold up your Me Puzzle Sheet and start slowly cutting out the puzzle pieces as you continue. **Every one of us has experienced hurt. Maybe we've been sick or injured, or maybe we've gone through difficult things that have caused you to feel sad or scared. Sometimes the hurt we have leaves us feeling broken.** Hold up your Me Puzzle Sheet person, which is now cut into pieces. **Jesus sees you and loves you. He knows what you've been through. He knows the ways you feel broken on the outside and the inside. He wants to heal you and make you whole.** In front of the kids, reconstruct your puzzle by gluing the pieces onto a sheet of construction paper. Then with kids watching, use a marker to write these words across the top of the paper: "Jesus Has Power to Heal ... Me."

Set out construction paper, glue sticks, and markers. **Let's spend time talking with Jesus now as we cut our puzzle pieces out and glue them back together on a sheet of construction paper. Tell Him about any ways you feel broken. It might be something you feel in your body or an emotion you feel in your heart. He loves you, and He loves when you talk with Him!** Then ask Jesus to help you and heal you. Ask Him to make you whole as you walk with Him! Give kids time to work and pray. When they finish gluing their puzzle onto construction paper, invite them to write "Jesus Has Power to Heal ... Me" across the top in marker. Point out the words on the whiteboard that they can look at for guidance. Consider playing music from the [Now That's a Miracle! Elementary Spotify playlist](#) during this time.

Leader Tip: This activity may prompt kids to experience some big feelings. For kids who have experienced trauma or abuse, the hurt they feel is profound. It's common for kids to either shut down and not engage with anyone (or with the activity) or to act out in ways that seem distracting. Remember that kids' actions communicate what they're feeling on the inside. Be present. Sit with them even when there isn't anything to say. Your presence and no-strings-attached love will give them a glimpse of how Jesus feels about them!

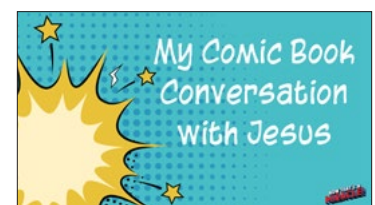

Preteen Responding in Worship: My Comic Book Conversation with Jesus

SUPPLIES: writing utensils, coloring utensils

Wonder Ink RESOURCES: Comic Book Conversation Sheet (1 per kid), Comic Book Conversation Slide, Jesus and Bartimaeus Slide, [Now That's a Miracle! Elementary Spotify playlist](#)

Ahead of time, print a copy of the Comic Book Conversation Sheet for each kid.

Display the Comic Book Conversation Slide and gather the kids. **Today in God's big story, we learned about a man named Bartimaeus who couldn't see so he shouted to Jesus to be heard over the crowd. The people around Bartimaeus were annoyed by his shouting. But not Jesus. Jesus called Bartimaeus to Him, asked the man what he wanted Jesus to do for him, and then healed his eyesight. Jesus has power to heal! And when we call out to Him, He hears us and answers.** Display the Jesus and Bartimaeus Slide. **Let's look at the conversation Bartimaeus had with Jesus that day.** Invite volunteers to read each of the lines on the slide. Here they are for your reference (from Mark 10:48–52):



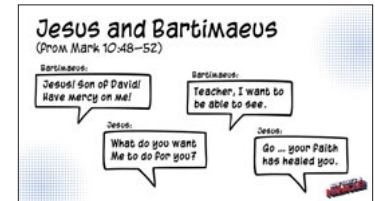
Bartimaeus: Jesus! Son of David! Have mercy on me!

Jesus: What do you want Me to do for you?

Bartimaeus: Teacher, I want to be able to see.

Jesus: Go ... your faith has healed you.

Wow! Bartimaeus had faith that Jesus could heal him, and he was healed! Hand out a Comic Book Conversation Sheet to each kid and set out writing and coloring utensils. **Jesus invites us to call out to Him just like Bartimaeus did. He sees you and loves you. He knows what you've been through. He knows what you need from Him. And He invites you to tell Him about it. Let's spend time talking with Jesus**



now by creating a comic book conversation. Hold up a copy of the Comic Book Conversation Sheet. **In each box is a bubble that mirrors the conversation Bartimaeus had with Jesus. In a moment, you'll draw pictures of yourself talking with Jesus and fill in your words to Jesus—which is your prayer—on the blank lines. Bartimaeus called Jesus “Son of David.” What name do you want to call Jesus as you call out to Him today?** Invite several kids to share their ideas. **Go ahead and write it on the line in the first box.** Pause for kids to think and write. **In the next box, you'll see Jesus' words back to you: “What do you want Me to do for you?” What do you want to ask Jesus for today? Is there something you need healing for, either in your body or in your heart? Maybe you feel sick or your body feels sore. Maybe you've gone through something difficult that has caused you to feel sad, scared, or angry. Jesus has power to heal our bodies and our hearts. In the third box, you can write what you would like Jesus to heal or to do for you today. Go ahead and work on writing and drawing your conversation with Jesus in the first three boxes.** Give kids time to think, pray, write, and draw. Play music from the [Now That's a Miracle! Elementary Spotify playlist](#) quietly in the background.

After a few minutes, draw kids' attention to the last box on their Comic Book Conversation Sheets. Invite a volunteer to read Jesus' words from that last bubble: “Go ... your faith has healed you.” Then invite everyone to say Jesus' words together: **Go ... your faith has healed you. Wow! The words Jesus spoke to Bartimaeus are powerful words for us as well. May each of us keep bringing our hurts to Jesus and keep asking Him to heal us. Jesus loves us and wants us to be whole so we can walk with Him and experience a new and good way of living!** If time allows, encourage kids to continue working on their Comic Book Conversation Sheets. If they don't finish during the lesson, invite them to take them home to complete.

Leader Tip: This activity may prompt kids to experience some big feelings. For kids who have experienced trauma or abuse, the hurt they feel is profound. It's common for kids to either shut down and not engage with anyone (or with the activity) or to act out in ways that seem distracting. Remember that kids' actions communicate what they're feeling on the inside. Be present. Sit with them even when there isn't anything to say. Your presence and no-strings-attached love will give them a glimpse of how Jesus feels about them!

Blessing Your Kids

Wonder Ink RESOURCES: Blind Blessing Slide

Display the Blind Blessing Slide. Speak this blessing over your kids, as a group or as individuals. If you bless kids individually, insert each name into the blessing.

Blessing: May you experience Jesus' healing power in your life! May

God give you great faith to believe that Jesus can do what you need Him to do. God hears you, sees you, and loves you. You are special to Him!

