

## LESSON 3

# JESUS HEALS A MAN WHO IS BLIND

### LESSON AT A GLANCE

**WONDER TRUTH:** Jesus Has Power to Heal

**SCRIPTURE:** Mark 10

**GOD'S BIG STORY:** Bartimaeus—who is blind—shouts out to Jesus from the roadside where he sits begging for money. Jesus asks what Bartimaeus needs then restores his eyesight, showing that Jesus has power to heal!

**WORD OF WONDER:** How great God is! We'll never completely understand him. —Job 36:26a

### CURIOSITY 15 minutes • Large Group or Small Group

Hands-on activities to spark curiosity and get kids thinking about the wonder of God

- Welcome Question: Would you rather be in a crowded place or a quiet space? Why?
- Curiosity Questions
- Curiosity Activity: Who Asked for Help?
- Declaring God's Wonder



### BELIEF 25–35 minutes • Large Group

An interactive dive into Scripture that guides kids into knowing God, exploring His big story, and marveling at His wonder

- Prayer of Invitation and Worship
- God's Big Story
- Connecting the Wonder Truth
- Word of Wonder: Job 36:26a

### FAITH 15 minutes • Small Group

An intentional conversation that helps kids see the wonder of God's story and how it connects to their own

- Discussion Questions
- Craft: Paper Plate Happy Face
- Game: Blindfold Walk

### IDENTITY 10 minutes • Large Group or Small Group

An interactive worship response activity that creates space for God to remind kids that they are known, loved, led, and their lives can tell of God's wonder

- Responding in Worship: Prayer Mural
- Blessing Your Kids
- Closing Game: Go, Bartimaeus

## Wonder@Home™

Designed for families to engage in the wonder of God together at home. This resource includes a video, worship playlists, activities, and more!

### INVITATION

We invite you to pause, listen, and shift your gaze toward the Father ...

### LESSON AT A GLANCE

**WONDER TRUTH:** Jesus Has Power to Heal

**SCRIPTURE:** Mark 10

**WORD OF WONDER:** Job 36:26a

When I'm sick, I spend a lot of time thinking about healing. I plead to God for a quick fix to whatever illness it is this time, thank Him once I'm feeling better—and then I move on. I forget how it felt to be sick. Until the next time.

Take a moment to read Mark 10:46–52. Jesus and His disciples are leaving Jericho when they encounter Bartimaeus, a man who is blind. When he hears that Jesus is there, he calls out for healing: “Jesus! Son of David! Have mercy on me!” (v. 47). Jesus responds and heals Bartimaeus. Bartimaeus is no longer blind, and he immediately begins following Jesus!

Would you?

When I recover from a cold, my life goes back to business as usual. I rarely make a change afterward. Sometimes my walk with Jesus looks like that too. He does something amazing, and I move on. But Jesus has something better in mind for us.

We all need healing from something, whether that is sickness, addiction, heartache, or other brokenness. The Bible gives us good news that Jesus has power to heal. Jesus' healing isn't a quick fix—it's utterly life-changing. It's an invitation to leave behind our old lives and follow Him.

What do you need healing from today? Jesus has power to heal, and He's ready for you to ask and follow Him.

—**Caroline Wiggins**

Children's Ministry Volunteer and Curriculum Intern

Wonder Ink Development Team

LESSON 3 **FOR LEADERS**  
**JESUS HEALS A MAN WHO IS BLIND**

**DID YOU KNOW?**

**FOUNDATION BUILDING BLOCKS**

**WHO?**

Bartimaeus, a man who was blind, begged alongside the road to Jericho where many people passed by. He would have been viewed as an outcast because of his physical disability, and he would have depended solely on the money he received begging for his livelihood.

**WHAT?**

Bartimaeus cries out to Jesus, “Son of David!” (Mark 10:47). This was a Jewish title for the Messiah. When Jesus began His ministry, He read from Isaiah 61 as a declaration that the prophesy is fulfilled in Him. He is the Messiah who would recover “sight for the blind” (Luke 4:18 NIV).

**WHERE?**

Jericho in the Old Testament and Jericho in the New Testament are in two different locations. New Testament Jericho was near King Herod’s palace, about a mile south of Old Testament Jericho. Jesus was likely walking between the two Jerichos on a well-traveled road.

**WHEN?**

After Jesus healed Bartimaeus, He headed into Jerusalem and toward the climax of His mission on earth—His death and resurrection.

**CONNECTING TO GOD’S BIG STORY:**

After Bartimaeus is healed, he follows Jesus along the road to Jerusalem, where people welcome Jesus triumphantly as the One who would bring “the coming kingdom of our father David” (Mark 11:10). As Bartimaeus follows Him, Jesus literally ushers in the kingdom He has promised but in a way that few expect—through His death and resurrection.

### LESSON 3 **EARLY ELEMENTARY**

Large Group or Small Group

Spark curiosity and get kids thinking about the wonder of God.

#### LESSON AT A GLANCE

**WONDER TRUTH:** Jesus Has Power to Heal

**SCRIPTURE:** Mark 10

**WORD OF WONDER:** Job 36:26a

#### Series Bumper and Countdown Videos

Choose between the [Now That's a Miracle! Series Bumper Video](#) and [Countdown Videos](#) to introduce the kids to the series.

#### Welcome Question

**SUPPLIES:** paper, coloring utensils, whiteboard (optional), dry-erase marker (optional)

**Wonder Ink RESOURCES:** Blind Welcome Question Slide

Before kids arrive, display the Blind Welcome Questions Slide or write the following questions on a whiteboard: "Would you rather be in a crowded place or a quiet space? Why?" Set out paper and coloring utensils.



#### As kids arrive ...

Welcome each kid to your group by name. If there are new kids to your group, help them connect with other kids. Point out the Welcome Questions on the screen or whiteboard and read it aloud to younger kids. Encourage kids to share their answers with their neighbors.

#### At your start time ...

Warmly welcome all the kids to church. Call on several kids to answer the Welcome Questions aloud:

**Would you rather be in a crowded place or a quiet space? Why?** Consider telling kids about a crowded place or a quiet space where you like to go.

**I think it's so cool how every one of us is unique from each other! Some of us prefer busy, bustling cities or theme parks while others prefer a quiet room or peaceful nature trail. Today we're going to hear about a man who shouted out to Jesus in a very crowded place. But first, it's time to be curious!**

## Curiosity Questions

Ask the following “I’m curious” questions. Say “I’m curious ...” before each question and give kids a chance to think about and answer each one.

**I’m curious ...**

- **What are some places large crowds gather?**
- **If you were in a large crowd and needed to be heard, what would you do?**

## Curiosity Activity: Who Asked for Help?

Have the kids sit in a circle and choose a kid to sit in the center.

**We’re going to play a guessing game. The person in the middle will cover his eyes and listen closely. While the person in the middle has his eyes closed, I’ll walk around the circle and tap on the shoulder of one kid to say, “Can you help?” Then the guesser will try to guess who asked for help.**

Once the person in the middle guesses, choose another kid to sit in the middle to be the guesser. Play several rounds. **We’ll hear from the Bible today about a man who called out to Jesus for help. Jesus always hears us, and Jesus cares for us. We’ll discover that Jesus has power to heal.**

**Leader Tip:** Some children may be uncomfortable covering their eyes, so be mindful of this as you pick children for the guesser in this game.

## Declaring God’s Wonder

**Wonder Ink RESOURCES:** Declaration [Video](#) or Slide (optional)

Show the Declaration [Video](#) or Slide and encourage the kids to say the statements and do the motions with you.

**Thank You, God, that You made me!** (Kids repeat words and motions.)

Make prayer hands, then point up and then to yourself.

**And I am Your kid!** (Kids repeat words and motions.)

Put your hands on your hips.

**Jesus loves me so much.** (Kids repeat words and motions.)

Spread your arms out wide to your side one at a time, then pull them in for a hug around your chest.

**His love for me is big.** (Kids repeat words and motions.)

Hold your arms up high and wide above your head.

**The Holy Spirit leads me,** (Kids repeat words and motions.)

Bring your arms down from above, making a path in front of you.

**And I can follow You.** (Kids repeat words and motions.)

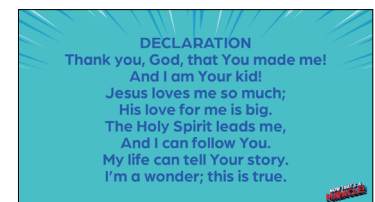
March in place like you’re following the leader.

**My life can tell Your story.** (Kids repeat words and motions.)

Hold your hands in front of you like an open book.

**I’m a wonder; this is true.** (Kids repeat words and motions.)

Put your hands up, shake your fingers, and celebrate (“praise hands”).



## LESSON 3 **EARLY ELEMENTARY**

### Large Group

**Guide kids into knowing God, exploring His big story, and marveling at His wonder.**

### LESSON AT A GLANCE

**WONDER TRUTH:** Jesus Has Power to Heal

**SCRIPTURE:** Mark 10

**WORD OF WONDER:** Job 36:26a

### Prayer of Invitation

Lead kids in a prayer of invitation before entering into worship and God's big story: **God, thank You for being our God. You know us and call us Your friends. By the power of Your Holy Spirit, help us to understand that You are the healer! In Jesus' name, Amen.**

### Worship

**Wonder Ink RESOURCES:** songs from the [Now That's a Miracle! Elementary Spotify playlist](#)

Today we'll hear how Jesus responded to a man who was blind but had faith that Jesus could heal him. Jesus has power to heal! **Let's worship Him now!** Play songs from the [Now That's a Miracle! Elementary Spotify playlist](#) and encourage the kids to sing and dance as they praise God.

### God's Big Story

**SUPPLIES:** Bible

**Wonder Ink RESOURCES:** Bible Story Picture (optional)

#### Bible Time Rhyme

Say the Bible time rhyme (with motions) each week before the Bible story to remind kids that what they're about to hear is part of God's big story.

**I open my Bible, and what do I see?** (Hold your hands together, then open your palms, as if opening a book.)

**God's big story, waiting for me!** (Point to yourself.)

**Let's hear part of God's big story, which comes from the book of Mark in the Bible. Mark is in the New Testament.**

Read the God's Big Story script provided or read Mark 10:46–52 from the Bible. You can also print the Bible Story Picture to give the kids a visual depiction as you tell the story.

# GOD'S BIG STORY SCRIPT

**SUPPLIES:** scissors (prep only), paper lunch bags (2), glue, markers (optional)

**Wonder Ink RESOURCES:** God's Big Story Puppet Faces, God's Big Story Video ([Early Childhood](#) or [Elementary](#))

Ahead of time, print the God's Big Story Puppet Faces and cut out the faces. Prepare the paper bag puppets ahead of time by gluing the faces to the bottom of the paper bags so that the "chins" cover the fold paper bags. You can also use markers to make the bodies of the people on the bags too.

Hold up the paper bag puppet of Jesus with your hand inside the bag (like a puppet) and move the bag so it looks like it's walking.

**Jesus traveled around teaching people about God's kingdom. Jesus helped a lot of people. He healed people who were sick or hurt. He did many amazing things! People heard about Jesus. His disciples—His closest followers—went with Jesus from place to place.**

**One day Jesus and His disciples came to a city named Jericho. Wherever Jesus went, lots of people came. Crowds came to hear Him teach and be healed. That is what happened in Jericho.**

**When Jesus and His disciples were leaving, they passed by a man named Bartimaeus (Bar-tih-MAY-uhs). Bartimaeus was blind—that means he could not see. He was sitting by the side of the road. Back then, people who were blind could not work and did not get a lot of help. Hold the paper bag puppet of Bartimaeus so it looks like it's sitting. They did not have a lot of money or food. So they sat by the side of the road and begged people for money. That is what Bartimaeus was doing. When he heard Jesus coming, he shouted and asked Jesus for help. Make the puppet of Bartimaeus open its mouth like the puppet is shouting.**

**Many people in the crowd were annoyed that Bartimaeus shouted. They told Bartimaeus to be quiet. Jesus stopped and asked His disciples to call him over. So, they did. They told Bartimaeus to cheer up and get up because Jesus called for him. Bartimaeus threw his coat off and jumped up. He went right over to Jesus. Make the puppets look like they are talking to each other.**


**Jesus asked, "What do you want me to do for you?" (Mark 10:51).**

**And Bartimaeus answered, "Teacher, I want to be able to see."**

**If he could see, his whole life would change. Bartimaeus knew Jesus had the power to heal him. He trusted Jesus to change his life. To trust is to have faith.**

**Jesus responded, "Go ... your faith has healed you" (Mark 10:52). Then Bartimaeus could see! He was not blind anymore. His whole life changed! Make the Bartimaeus puppet act amazed and look around excitedly, with the paper bag mouth open wide in amazement.**

**Jesus noticed and cared about a man who other people did not care about. Jesus showed that He cared by letting the man see. What a miracle—an amazing sign that God was at work! Jesus is powerful. He can do anything! Jesus has power to heal. Save your puppets for the Closing Game.**





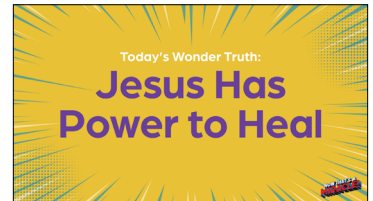
**VIEW THE GOD'S BIG STORY VIDEO  
(Early Childhood or Elementary)**



## Connecting the Wonder Truth

**Wonder Ink RESOURCES:** Blind Wonder Truth Slide

Display the Blind Wonder Truth Slide. **Our Wonder Truth today is JESUS HAS POWER TO HEAL.** Where did you see our Wonder Truth in the story? Allow kids to answer freely.



After Bartimaeus is healed, He follows Jesus along the road to Jerusalem. As Jesus enters the city, people welcome Him as King by shouting “Hosanna! ... Blessed is the coming kingdom of our father David!” (Mark 11:9–10). What they didn’t realize is that Jesus was about to die and rise again. This is how He would usher in God’s kingdom!

## Word of Wonder

**SUPPLIES:** Bible

**Wonder Ink RESOURCES:** Now That’s a Miracle! Word of Wonder Slide or [Video](#) (optional)

### WORD OF WONDER

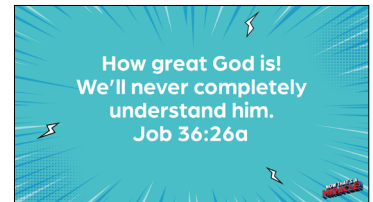
How great God is! We’ll never completely understand Him.

—Job 36:26a

Display the Word of Wonder Slide or [Video](#), if using. **Our Word of Wonder for the Now That’s a Miracle! series is Job 36:26a. Let’s practice saying the Word of Wonder together.**

Encourage the kids to do the motions and say the verse with you.

- **HOW GREAT**—Put one arm straight up for each word.
- **GOD IS!**—Point up.
- **WE’LL NEVER**—Cross arms back and forth in front of you.
- **COMPLETELY**—Bring both arms down from above you to your sides.
- **UNDERSTAND**—Point to your head with both hands.
- **HIM.**—Point up.
- **JOB 36:26a**—Hold your hands together in front of you, palms open, as if opening a book.



In today’s story, we saw how great and powerful Jesus is when He healed a man’s eyesight. Jesus can do anything! He’s powerful, and He cares for us. What is something else great that Jesus has done? Allow the kids to respond. Jesus told the man that his faith made him well. Faith is believing and trusting in Jesus. Bartimaeus believed so much that he called out to Jesus loudly. We can have faith and call out to Jesus too. You can do it loudly or quietly ... or however you want! Let’s practice calling out our verse in different voices.



Review the verse with the kids several times, then encourage them to say the verse in following ways:

- In the loudest voice they can
- In the quietest voice they can
- While spinning in circles
- While jumping up and down
- While dancing

Gather kids to discuss these questions:

- **Share about a time when you celebrated God and His greatness.**
- **What does it mean to have faith in God?** *(If the kids need help, offer ideas such as: trusting God, believing in Him, living for Him.)*

## LESSON 3 EARLY ELEMENTARY

### Small Group

Help kids see the wonder of God's story and how it connects to their own story.

### LESSON AT A GLANCE

**WONDER TRUTH:** Jesus Has Power to Heal

**SCRIPTURE:** Mark 10

**WORD OF WONDER:** Job 36:26a

### Discussion Questions

**SUPPLIES:** construction paper (at least 7 colors, 1 sheet per kid), marker

**Wonder Ink RESOURCES:** upbeat song from the [Now That's a Miracle! Elementary Spotify playlist](#)

Ahead of time, prepare an upbeat song from the [Now That's a Miracle! Elementary Spotify playlist](#).

Select a variety of colors of sheets of construction paper (one sheet for each kid). Write numbers 1–7 on seven different colors of paper. Leave all of the other sheets of paper blank, with no number written on it. Then turn the papers upside down. Put all the papers in a large circle on the floor of your room.

**Leader Tip:** If your floor is slick, consider taping the paper to the ground so it stays in place. If you tape it, make sure to write the numbers on the corner of the paper so kids can see the number.

In the God's big story we heard today, we learned about how Jesus noticed a man who was blind and healed him. We're going to play a game to see what we remember from the story! Jesus paid attention to Bartimaeus and listened to him when he called out. You'll have to pay attention and notice what I'm calling out. In this game, you'll walk around the circle of papers while music plays. When the music stops, jump to the nearest sheet of paper. I'll call out a color. If you're on that color, pick up your paper and see if it has a number on the back. If it does, you'll answer the question that goes with that number. Then you'll all put your papers back, and we'll keep playing until all the questions have been answered.

Start the music and encourage the kids to walk around the circle of papers on the floor. Stop the music periodically and let the kids move to a paper. Then call out a color and encourage the kids with that color to look for a number. Whoever has that color of paper with a number on it will answer the question that corresponds with that number from the list below.

Continue playing until all questions have been correctly answered.

### DISCUSSION QUESTIONS

1. Who was the man Jesus helped? (Bartimaeus)
2. What was the man doing before Jesus came along? (sitting by the side of the road)
3. What did the man ask Jesus to do for him? (have mercy on him; help him)
4. How did Jesus help the man? (Jesus healed the man so he could see.)

5. Do you think Jesus cared for the man?
6. How has Jesus shown care for you in your life?
7. What does this story show us about Jesus and His power?

Today in God's big story, Jesus used His power to heal and give sight to a man who couldn't see. Jesus cared about the man, and Jesus cares about you too! Let's spend some time in prayer and ask God for His healing power in our lives. You may not be sick or hurt now, but Jesus has power to help us with anything we need help with!

Invite kids to share prayer requests and praises and to pray for each other. Some kids may not be comfortable praying out loud. That's OK! Encourage them to pray silently and thank God for hearing us and caring about us. God hears all our prayers!

## Craft: Paper Plate Happy Face

**SUPPLIES:** paper plates (1 per kid), markers

Set out paper plates and markers.

**How did Jesus help the man in our story today?** Allow the kids to respond. **Jesus changed his life by healing him so he could see! What do you think the first thing he saw was?** Allow the kids to respond. **How do you think he felt when he could finally see the world?** Allow the kids to respond. **Jesus showed His power and kindness by healing the man. Jesus shows power and kindness in our lives too. He helps us with sin, and He helps us any time we need help!**

**How does it make you feel to know Jesus has the power to help you?** Allow the kids to respond. **Let's make a face on our plates to show how we feel knowing Jesus has power and He helps us!**



Let the kids use the markers to draw and decorate a face on their plates.

**We heard about Jesus healing Bartimaeus's eyes in our story today, and we can remember that Jesus has power to heal all kinds of things! Take your face plate home and use it to help you tell someone about how you feel knowing Jesus is powerful and helps us.**

## Active Game: Blindfold Walk

**SUPPLIES:** eye coverings such as blindfolds, (1 per kid; optional), small objects (optional)

**Leader Tip:** Clean disposable face masks can be used over eyes if you have these available.

**We're playing a game where you'll be able to imagine what it might be like to be blind like Bartimaeus was before he met Jesus.**

Back then, people who were blind could not work and did not get a lot of help. They didn't have a lot of money or food. So they sat by the side of the road and begged people for money. That is what Bartimaeus was doing. When he heard Jesus coming, he shouted and asked Jesus for help. If he could see, his whole life would change. Bartimaeus knew Jesus had the power to heal him. He trusted Jesus to change his life. To trust is to have faith.

Divide the kids into groups with a leader for each group. The leader should help kids put on blindfolds or eye coverings and then help the children form a line, placing their hands on the shoulders or elbows of the person in front of them. The leader will lead the group around the room. If you do not have eye coverings, children can simply close their eyes.

You could also make a line of kids with their arms out (to protect the blindfolded kid) and let a kid wear a blindfold and walk on her own across the room. To make it more challenging, set out small objects on the ground and challenge the person to find and pick up the objects as you call them out.

**How did you feel when you couldn't see?** Allow kids to answer. **Why do you think Bartimaeus wanted to be healed?** Allow kids to answer. **How do you think Bartimaeus felt when Jesus healed him?** Allow the kids to answer. **Jesus has the power to heal!**

**Make It Inclusive:** Be particularly sensitive to kids in your group who are blind or have low vision. Let them know ahead of time about the story they'll be learning, so they're not surprised by it. Some kids may want to share with the group about their own experiences as a person with limited sight while others will not, so be sure to talk with them beforehand.

## LESSON 3 EARLY ELEMENTARY

### Large Group or Small Group

Create space for God to remind kids they are known, loved, led, and their lives can tell of God's wonder.

### LESSON AT A GLANCE

**WONDER TRUTH:** Jesus Has Power to Heal

**SCRIPTURE:** Mark 10

**WORD OF WONDER:** Job 36:26a

### Responding in Worship: Prayer Mural

**SUPPLIES:** sticker label paper (2"x4" with 10 shipping labels to a page), roll paper (5'-8' feet per small group), marker, reusable adhesive or mounting tape, decorative stickers (optional)

**Wonder Ink RESOURCES:** Prayer Mural Sticker Sheet (at least 1 sticker per kid)

Ahead of time, print the Prayer Mural Sticker Sheet printable onto a sheet of sticker label paper (2"x4" with 10 shipping labels to a page). Print as many pages of stickers as your kids will use. You can also provide other stickers which can be used for decorating, such as flowers, hearts, happy faces, celebration stickers.

**How do you think it makes Jesus feel when we ask Him for help?** Allow the kids to respond. **He wants us to come to Him for anything we need. He loves to hear from us. In the case of Bartimaeus, Jesus heard the man call out, and Jesus called Bartimaeus to come to Him.**

**What do you want to say to Jesus today? What do you want to ask Him to help you with? Is there someone in your life who needs healing?** Allow the kids to respond.

Spread out the roll paper in front of your group. Set out sticker sheets. **Jesus has the power to heal. He sees you. In this time, we're going to make a giant picture as a way to say that Jesus has the power to heal and that He hears us.** Write "Jesus Has Power to Heal" in big letters in the middle. Then give the kids stickers to decorate around the words. Display the finished mural on a wall or hallway in your children's ministry area using reusable adhesive or mounting tape.



**Make It Inclusive:** Consider ways you can accommodate all kids, including those who are not able to sit on the floor or at a table for this project. Fasten the mural paper to a wall at a kid's eye level where kids can stand to add stickers. Or allow children to individually add stickers to blank pieces of paper that can be added to the mural.

## Blessing Your Kids

**Wonder Ink RESOURCES:** Blind Blessing Slide

Display the Blind Blessing Slide. Speak this blessing over your kids, as a group or as individuals. If you bless kids individually, insert each name into the blessing.

**Blessing:** May you experience Jesus' healing power in your life! May

God give you great faith to believe that Jesus can do what you need Him to do. God hears you, sees you, and loves you. You are special to Him!

### BLESSING

May you experience Jesus' healing power in your life! May God give you great faith to believe that Jesus can do what you need Him to do. God hears you, sees you, and loves you. You are special to Him!

## Closing Game: Go, Bartimaeus!

**SUPPLIES:** paper bag puppet of Bartimaeus (from God's Big Story)

Show the kids the paper bag puppet of Bartimaeus from God's Big Story earlier.

**Today we learned from God's big story that Jesus has power to heal. He healed a man named Bartimaeus who was blind. Bartimaeus had faith that Jesus could heal him. Jesus said that his faith made him well. We can trust in Jesus too. Let's play a game where we get to act out the moment when Bartimaeus jumped up and ran over to Jesus.**

Have the kids line up at one end of your area while you stand at the other with the paper bag puppet. Explain that in this game, when the puppet Bartimaeus "jumps up," they can run toward you, but when he sits back down, they have to stop and freeze. Anyone who gets to the end where you are, wins, or play until everyone gets to where you are.

Play multiple rounds, moving the puppet up and down to make the kids stop and go.

**Leader Tip:** Some children have a hard time with losing or being sent back to the starting line, so be gentle with this aspect of the game. There doesn't need to be one kid as the winner of each round. Instead, focus on the kids having fun together and playing cooperatively.