

### LESSON 2

## JESUS FEEDS THE 5,000

### LESSON AT A GLANCE

**WONDER TRUTH:** Jesus Shows Compassion

**SCRIPTURE:** Matthew 14

**GOD'S BIG STORY:** Jesus shows compassion to the people in the crowd, healing those who are sick and feeding thousands from just five loaves of bread and two fish.

**WORD OF WONDER:** How great God is! We'll never completely understand him. —Job 36:26a

### CURIOSITY 15 minutes • Large Group or Small Group

Hands-on activities to spark curiosity and get kids thinking about the wonder of God

- Welcome Question: When has someone helped you because you were sad or hurting?
- Curiosity Questions
- Curiosity Activity: Counting Food
- Declaring God's Wonder



### BELIEF 25–35 minutes • Large Group

An interactive dive into Scripture that guides kids into knowing God, exploring His big story, and marveling at His wonder

- Prayer of Invitation and Worship
- God's Big Story
- Connecting the Wonder Truth
- Word of Wonder: Job 36:26a

### FAITH 15 minutes • Small Group

An intentional conversation that helps kids see the wonder of God's story and how it connects to their own

- Discussion Questions
- Craft: Five Loaves and Two Fish
- Game: Collecting Fish

### IDENTITY 10 minutes • Large Group or Small Group

An interactive worship response activity that creates space for God to remind kids that they are known, loved, led, and their lives can tell of God's wonder

- Responding in Worship: Numbers Prayer Walk
- Blessing Your Kids
- Closing Game: Bread in the Basket

# Wonder@Home™

Designed for families to engage in the wonder of God together at home. This resource includes a video, worship playlists, activities, and more!

### INVITATION

**We invite you to pause, listen, and shift your gaze toward the Father ...**

### LESSON AT A GLANCE

**WONDER TRUTH:** Jesus Shows Compassion

**SCRIPTURE:** Matthew 14

**WORD OF WONDER:** Job 36:26a

If you've ever been around kids who are "hangry" at dinnertime, you know the urgency of getting food as quickly as possible. Once while with my kids at a baseball tournament, as dinnertime approached, we had been in the stands for hours. We were out of snacks, and there was no dinner in sight. The meltdowns were bound to start soon. Just then a friend showed up with hot dogs and chips. It felt like a miracle. It felt like compassion.

I can only imagine what the parents in the crowd must have felt after being with Jesus for hours as it was getting late. The "hangry" meltdowns were about to start. The desperation to get food ASAP was about to set in. Then something miraculous happened: Jesus provided. Even when He was grieving, Jesus cared for people. He cared for their spiritual and physical needs.

Read Matthew 14:13–21. Jesus had compassion for the people. He used something so small—five loaves and two fish—to accomplish something big and show His care, provision, and power.

Jesus didn't just feed the people's stomachs; His compassion fed their souls. And He can do that for us too. Think about ways Jesus has shown compassion for you and offer Him thanks. When your stomach rumbles and then is filled with food, offer thanks to Jesus. And never forget that He cares.

—**Lynne Howard**

Children's Ministry Leader and Wonder Ink Contributor

Wonder Ink Development Team

**DID YOU KNOW?**

**FOUNDATION BUILDING BLOCKS**

**WHO?**

Jesus fed a crowd of 5,000, which is amazing since the populations of the largest villages in Galilee numbered about 3,000 people. That number doesn't include the women and children, who, according to Jewish tradition, would have been counted separately from the men.

**WHAT?**

After hearing that Herod, the Roman ruler in Galilee, had ordered the execution of Jesus' friend and relative John the Baptist, Jesus withdrew to a solitary place. Still, the crowds followed Him. Jesus showed compassion on them, healing those who were sick and miraculously feeding thousands.

**WHERE?**

Bible scholars can't say with certainty where Jesus performed this miracle. Generally, this event is thought to have taken place near Bethsaida (Luke 9:10), which was across the Sea of Galilee from where Jesus had been previously (John 6:1) and was likely near the northern shore of the lake.

**WHEN?**

The book of Matthew follows a progression of the rise and rejection of Jesus as King. This particular miracle takes place just after the death of John the Baptist and before Jesus walks on water.

**CONNECTING TO GOD'S BIG STORY:**

The feeding of the 5,000 is the only miracle recorded in all four Gospels! In this story, Jesus showed compassion to the crowd. Similarly, God didn't want us stuck in our sin, so He sent His Son, Jesus, to live, die, and rise again so our sins could be forgiven. Our God is compassionate (Exodus 34:6)!

## LESSON 2 **EARLY ELEMENTARY**

Large Group or Small Group

Spark curiosity and get kids thinking about the wonder of God.

### LESSON AT A GLANCE

**WONDER TRUTH:** Jesus Shows Compassion

**SCRIPTURE:** Matthew 14

**WORD OF WONDER:** Job 36:26a

### Series Bumper and Countdown Videos

Choose between the [Now That's a Miracle! Series Bumper Video](#) and [Countdown Videos](#) to introduce the kids to the series.

### Welcome Question

**SUPPLIES:** paper, coloring utensils, whiteboard (optional), dry-erase marker (optional)

**Wonder Ink RESOURCES:** 5,000 Welcome Question Slide

Before kids arrive, display the 5,000 Welcome Question Slide or write the following question on a whiteboard: "When has someone helped you because you were sad or hurting?" Set out paper and coloring utensils.



### As kids arrive ...

Welcome kids as they arrive by greeting them by name. Point out the Welcome Question on the screen or whiteboard. Read the question aloud for kids who may need help and encourage them to respond by sharing their answer with a friend or drawing a picture of their answer.

### At your start time ...

Greet the group enthusiastically and invite several kids to share their answers to the Welcome Question: **When has someone helped you because you were sad or hurting?** Consider sharing a story from your own life of a time when someone extended kindness to you.

**We've all experienced difficult things. We've been sad, hurt, scared, or sick. Maybe we've even been really, really hungry. Today we're going to hear about a time when Jesus saw people who were sick and hungry and did something to help them. But first, it's time to be curious!**

### Curiosity Questions

Ask the following "I'm curious" questions. Say "I'm curious ..." before each question and give kids a chance to think about and answer each one.

**I'm curious ...**

- Which do you think is more powerful: the things you say or the things you do? Why?
- When have you shown kindness through your words? When have you shown kindness through your actions?

## Curiosity Activity: Counting Food

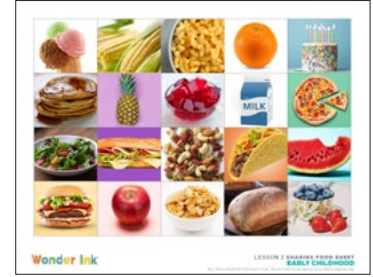
**SUPPLIES:** scissors (prep only)

**Wonder Ink RESOURCES:** Sharing Food Sheet (several copies)

Ahead of time, print several copies of the Sharing Food Sheet and cut apart the pictures.

Gather the kids and spread out the food pictures on the floor. **In our story today, we'll learn about how Jesus showed compassion—that means kindness—to a big group of people using food. If Jesus gave you any food to eat right now, and you could choose anything, what would you choose?** Allow the kids to respond. **Food is just one way to show compassion. Jesus cares for us and gives us what we need! Let's gather the foods we like and count it. When I say, "Go," you'll all gather the pictures of food you like. Then we'll count the foods to see how much we have. Then when I say, "Share!" you'll share the food with someone else to help us think about showing compassion to others.**

Say, "Go," and encourage the kids to collect the pictures of foods they like. Then help the kids count their pictures. Say, "Share!" and invite the kids to share their "food" with others. **We'll learn today about someone who shared food and how Jesus used it to do something amazing! A miracle is an amazing sign that God is at work. We'll learn about a miracle that Jesus did, where He showed compassion to a lot of people with food—so much food that it's hard to even count! Our Wonder Truth is **JESUS SHOWS COMPASSION.****



## Declaring God's Wonder

**Wonder Ink RESOURCES:** Declaration [Video](#) or Slide (optional)

Show the Declaration [Video](#) or Slide and encourage the kids to say the statements and do the motions with you.

**Thank You, God, that You made me!** (Kids repeat words and motions.)

Make prayer hands, then point up and then to yourself.

**And I am Your kid!** (Kids repeat words and motions.)

Put your hands on your hips.

**Jesus loves me so much.** (Kids repeat words and motions.)

Spread your arms out wide to your side one at a time, then pull them in for a hug around your chest.

**His love for me is big.** (Kids repeat words and motions.)

Hold your arms up high and wide above your head.

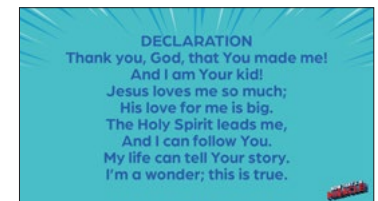
**The Holy Spirit leads me,** (Kids repeat words and motions.)

Bring your arms down from above, making a path in front of you.

**And I can follow You.** (Kids repeat words and motions.)

March in place like you're following the leader.

**My life can tell Your story.** (Kids repeat words and motions.)



Hold your hands in front of you like an open book.

**I'm a wonder; this is true.** (*Kids repeat words and motions.*)

Put your hands up, shake your fingers, and celebrate ("praise hands").

**Make It Inclusive:** Any opportunity to use motions or sign language will be helpful for including kids who are nonverbal or have speech limitations. Affirm kids for their efforts to participate.

## LESSON 2 EARLY ELEMENTARY

### Large Group

Guide kids into knowing God, exploring His big story, and marveling at His wonder.

### LESSON AT A GLANCE

**WONDER TRUTH:** Jesus Shows Compassion

**SCRIPTURE:** Matthew 14

**WORD OF WONDER:** Job 36:26a

### Prayer of Invitation

Lead kids in a prayer of invitation before entering into worship and God's big story: **God, thank You for seeing us and showing us compassion. We set aside distractions and busyness to be fully here, and we welcome Your Holy Spirit in this place. Please lead us. Guide us. Teach us. We are Yours. In Jesus' name, Amen.**

### Worship

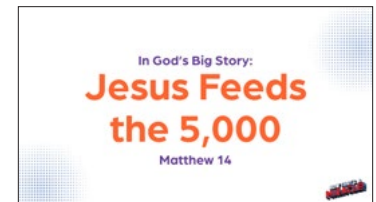
**Wonder Ink RESOURCES:** songs from the [Now That's a Miracle! Elementary Spotify playlist](#)

Today we'll hear how Jesus showed compassion for people who were sick and hungry by healing and feeding them. Let's thank Jesus for His compassion by singing praises to Him! Play songs from the [Now That's a Miracle! Elementary Spotify playlist](#) and encourage the kids to sing and dance as they praise God.

### God's Big Story

#### Hear It, Watch It, Experience It!

This lesson includes three opportunities for your kids to enter the story—each one reinforces the others! **HEAR** it read directly from the Bible. **WATCH** it in a video. **EXPERIENCE** it through the live script.



**SUPPLIES:** Bibles (1 per kid)

**Wonder Ink RESOURCES:** 5,000 Title Slide; God's Big Story Video ([Early Childhood](#) or [Elementary](#))

Display the 5,000 Title Slide. Explain to kids that today's part of God's Big Story comes straight from God's Word, the Bible. They can find it in Matthew 14, which is at the beginning of the New Testament. Guide kids in locating the passage in their Bibles.

**Let's start by reading part of God's big story directly from the Bible. Afterward, we'll watch and experience more of the story!**

Read Matthew 14:13–21 and have kids follow along. Then do one or both of the following:




- Use the following Jesus Feeds the 5,000 Experience It! Script
- View the God's Big Story Video ([Early Childhood](#) or [Elementary](#))

## LESSON 2 JESUS FEEDS THE 5,000 EXPERIENCE IT! SCRIPT

**SUPPLIES:** scissors (prep only); construction or tissue paper (multiple colors, 50 sheets total); large clear, shatterproof container with lid; paper (1 sheet per kid); writing utensils (1 per kid); paper cutter (optional, prep only); bell (optional)

**Wonder Ink RESOURCES:** Clues Sheet, Bell Sound Effect

Ahead of time, print the Clues Sheet and cut apart the clues. Cut 50 sheets of construction or tissue paper (of varying colors) into 100 small pieces each. (If you have a paper cutter, use it to make 10 horizontal and 10 vertical cuts per sheet, resulting in 100 small pieces from each sheet. Otherwise, use scissors to make the cuts.) You'll end up with 5,000 small pieces total. Place the 5,000 small pieces of paper in a large clear, shatterproof container with lid. Place the container in the front of the room where all the kids will see it. Prepare to play the Bell Sound Effect or ring a bell at the designated places in the script.



**Leader Tip:** Capture kids' attention even more by using 5,000 pieces of candy rather than paper! Fill a one-gallon clear container with hard-shelled chocolate candies and challenge kids to guess how many candies are in the jar. (Approximately 5,000 candies will fill a one-gallon container.) At the end of the story, give each kid a handful of candy! (Just be aware of food allergies and sensitivities!)

Hand each kid a sheet of paper and a writing utensil. Then hold up the container of paper pieces for kids to see and give it a gentle shake. **Whoa! Look at all the paper! Do you think you could guess how many pieces of paper are in here?** (Don't reveal the answer!)

**A miracle is an amazing sign that God is at work! And today we're going to hear from God's big story about a time when Jesus did an incredible miracle. Let's play a game as I tell the story. At different points in the story, we'll get clues to help us figure out how many pieces of paper are in the container. Listen carefully for a bell. When you hear it ring, it'll be time for a clue!**

**Right now, take a moment to write your best guess as to how many papers are in this container! Then we'll compare your guesses at the end.** Allow time for kids to write their guesses on their paper. When finished, they can set their paper and writing utensils in front of them.

**Jesus had a friend and relative who was called John the Baptist. John the Baptist was a preacher sent by God to prepare the people for Jesus and His message. John told the people about how God would make the world new and those who followed Jesus would get be a part of it! John baptized people, or submerged them in water, as a symbol that they were turning from their old ways and God was washing them clean of sin, which is the wrong things they say and do. John even baptized Jesus (even though He had never sinned)!**

Play the Bell Sound Effect or ring a bell to indicate it's time for the first clue. **It's time for our first clue! Let's take a look.**



Read Clue 1: **It takes this many miles to go from one coast of the United States to the other and back!**

Hmm ... does anyone know the answer to this? If you do, keep it to yourself, but write it on your paper! If you don't know the answer, just write your best guess. Pause for kids to do this. **OK! Let's keep going in our story.**

During the time Jesus was on earth, a man named King Herod ruled Israel for the Roman Empire. Herod was angry at John the Baptist for preaching God's truth, so when Herod had the chance, he ordered John to be killed.

Jesus was heartbroken when He found out John had been killed. Jesus wanted to be alone to grieve so He went on a boat to a quiet place. However, many people found out where Jesus was, and they followed Him on foot. By the time Jesus reached the shore by boat, a large crowd had gathered.

Play the Bell Sound Effect or ring a bell to indicate it's time for the next clue.

**Time for the next clue! Clue 2 says: The average person will use approximately this number of toilet paper rolls in their entire lifetime! Write your guess on your paper.** Give kids time to think and write their guesses.

Let's keep going. **Even though Jesus was sad and wanted to be alone, He cared more about helping the people who had gathered to see Him. Jesus understood their hurts and sadness and showed compassion on them, healing those in the crowd who were sick.**

**Evening came and people got hungry, but Jesus' closest followers—His disciples—realized that there was nothing to eat. They told Jesus to tell the crowds to leave so that they could buy their own food in town. Instead, Jesus told His disciples to feed the crowd. They were confused. "We only have five small loaves of bread and two fish," they told Him.**

Play the Bell Sound Effect or ring a bell to indicate it's time for the final clue.

**This is our last clue! Let's see if this is one you might know. Clue 3 says: This is the number of people Jesus fed in today's story (not including women and children)!**

**All three of the clues actually have the same answer. And it's approximately the same as the number of paper pieces in the container. Maybe you know this story and know the answer. Write it down if you know it! If not, that's OK. Write your best guess.** Give kids a few seconds to write their answer.

**If you guessed 5,000, then you're right! Hold up your answer for us to see!**

**There were about 5,000 men, plus women and children in the crowd. But remember—all they had was five small loaves of bread and two fish. That's not nearly enough to feed that many people! How was that ever going to be enough?**

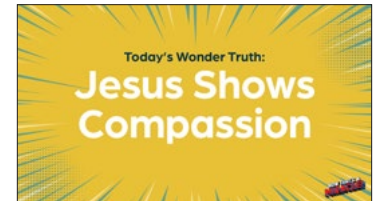
**Jesus told the disciples to bring Him the little food they had and told everyone else to sit down on the grass. Jesus took the five small loaves and two fish, looked up to heaven, and thanked God for what He had provided. Then, Jesus tore the loaves into pieces and gave them to His disciples, who then passed out the food to the people. Everyone ate until they were full! There was so much food that the disciples collected 12 large baskets of leftovers!**

Even when Jesus was sad and grieving His friend's death, He noticed the people around Him and cared more about their needs than His own. Jesus showed concern for the sick and healed them. And when the people were hungry and His disciples weren't sure how they would be able to feed such a large crowd, Jesus fed them in a miraculous way—an amazing sign that God is at work! Jesus showed compassion to the people in the crowd that day, and He continues to show compassion to us today! Jesus shows compassion.

## Connecting the Wonder Truth

**Wonder Ink RESOURCES:** 5,000 Wonder Truth Slide

Display the 5,000 Wonder Truth Slide. **Our Wonder Truth today is JESUS SHOWS COMPASSION. Where did you see our Wonder Truth in the story?** Allow kids to answer freely.



The four Gospels—Matthew, Mark, Luke, and John—tell about Jesus' life and ministry. The feeding of the 5,000 is the only miracle included in all four Gospels, so we know it was a very important event! In this story, Jesus showed compassion to the people in the crowd. Similarly, God didn't want us stuck in the pain of our sin—the wrong things we say and do—so He did something about it. He sent His Son, Jesus, to live, die, and rise again so our sins could be forgiven. Our God is compassionate (Exodus 34:6)!

## Word of Wonder

**SUPPLIES:** paper (1 sheet per kid), coloring utensils, play dough

**Wonder Ink RESOURCES:** Now That's a Miracle! Word of Wonder Slide or [Video](#) (optional)

### WORD OF WONDER

How great God is! We'll never completely understand Him.

—Job 36:26a

Display the Word of Wonder Slide or [Video](#), if using. **Our Word of Wonder for the Now That's a Miracle! series is Job 36:26a. Let's practice saying the Word of Wonder together.** Practice the Word of Wonder verse one time together, then give each kid a sheet of paper and coloring utensils.

Encourage the kids to do the motions and say the verse with you.

- **HOW GREAT**—Put one arm straight up for each word.
- **GOD IS!**—Point up.
- **WE'LL NEVER**—Cross arms back and forth in front of you.
- **COMPLETELY**—Bring both arms down from above you, to your sides.
- **UNDERSTAND** —Point to your head with both hands.
- **HIM.**—Point up.
- **JOB 36:26a**—Hold your hands together in front of you, palms open, as if opening a book.



**We discovered today that Jesus shows compassion. What is something that God has done that makes Him great? Draw a picture of what comes to mind.** Allow the kids to draw a picture of a reason or example of how God is great.

**Leader Tip:** Review with kids how Jesus showed compassion in God's big story. After kids recall how Jesus helped the people, help kids brainstorm all the different ways God helps us.

Some kids may prefer creating shapes with play dough rather than drawing pictures. Provide play dough and encourage the kids to create something that makes them think of how great God is.

Gather kids to discuss these questions:

- **What is something great about God that you learned this week?**
- **What is one question you'd like to ask God today?**

## LESSON 2 EARLY ELEMENTARY

### Small Group

Help kids see the wonder of God's story and how it connects to their own story.

### LESSON AT A GLANCE

**WONDER TRUTH:** Jesus Shows Compassion

**SCRIPTURE:** Matthew 14

**WORD OF WONDER:** Job 36:26a

### Discussion Questions

Have kids stand up and form a circle.

**We heard today about how Jesus had compassion for people who needed help. We're going to play a game that will show us how everyone needs help sometimes. I'll ask a question and if your answer is "Yes," jump into the middle of the circle.**

Give kids an example before you begin, such as "Are you wearing a white shirt? If so, jump in the middle." After each question, choose someone to answer one of the discussion questions from the list below. You can use the examples below or come up with your own questions:

- Do you need help being nice to your brother or sister?
- Do you need help tying your shoes?
- Do you need help listening to a grown-up at home?
- Do you need help picking up your toys?
- Do you need help getting to school or church?
- Do you need help getting food?
- Do you need help when you get hurt or sick?
- Do you need help when you're scared?
- Do you need help when you disobey God?

**Leader Tip:** Each group has its own personality, and this activity can be altered to fit your group's needs. For example, use this activity to direct talkative kids during discussion time by telling them only kids in the middle can answer the next discussion question.

**We all need help sometimes. The people in our story from the Bible today needed help from Jesus. They were sick and needed to be healed. And they were hungry and needed food. Let's discuss and answer some questions together.**

## DISCUSSION QUESTIONS

- **How many people were in the crowd who followed Jesus?** (Over 5,000 people)
- **Why were the disciples worried in this story?** (It was dinnertime, and they didn't have enough food.)
- **What did Jesus use to feed the crowd?** (five loaves of bread and two fish)
- **Why do you think Jesus gave everyone food?**
- **What's a problem you have that you want to ask Jesus to help with?**
- **What food would you want Jesus to give you if you were hungry and needed food?**
- **Why do you think Jesus has compassion for people?**
- **How has Jesus shown compassion to you?**
- **How can you show compassion to others this week?**

**We all need help sometimes, and we can ask Jesus to help us. Jesus shows us compassion and cares for us because He loves us so much! Let's talk to God now in prayer and thank Him for sending us Jesus.**

Invite kids to share prayer requests and praises and to pray for each other. Some kids may not be comfortable praying out loud. That's OK! Encourage them to pray silently and thank God for hearing us and caring about us. God hears all our prayers!

## Craft: Five Loaves and Two Fish

**SUPPLIES:** stamp pads, glue, small crackers (5 per kid), wet, markers (optional)

**Wonder Ink RESOURCES:** Fish and Loaves Sheet (1 per kid)

Ahead of time, print one copy of the Fish and Loaves Sheet for each kid.

**We're going to make a picture by covering our paper with two fish and five loaves of bread. Whenever you look at your picture, you can remember how Jesus showed compassion to the crowd, and you can know that He has compassion for you!**

Give each kid a Fish and Loaves Sheet and set out stamp pads, glue, and five crackers. Set out wet wipes nearby to clean kids' hands.

Put each kid's hand on a stamp pad so it's covered in ink. Have them place their hands on their papers so their fingers are pointing to the left, which will become a fish shape on their pages. You can also trace their hands with markers instead of using ink. The palm of their hands will make the fish face. Then draw eyes and smiley faces on the fish faces. Repeat this process so there are two fish on each child's page. Then let the kids glue five crackers next to the fish to represent the five loaves of bread.

**Take your pictures home to help you remember how Jesus showed compassion for the crowd and how He shows compassion to us. He loves you so much, and He helps us when we need help.**



## Active Game: Collecting Fish

**SUPPLIES:** large buckets or bins (1 for the whole group and 1 for every 3–5 kids), small balls (or toy fish), smaller pails (1 for every 3–5 kids)

**In today's story, Jesus made so many fish and bread that He was able to feed over 5,000 people, and there were 12 buckets of leftovers when they were all done eating! Let's play a game where we'll collect the leftovers in buckets.**

Divide kids into teams of 3–5 kids. Each team will form a line. At the end of each team's line, set out a small pail filled with balls or toy fish. Place buckets at the end of each line, as well. At the front of the line will be one large empty bucket or bin.

The kids will work together as a team. When you say, "Go," the last kid in the line will begin filling an empty pail with plastic balls or toy fish from the large bucket. She will then pass the pail to the kid in front of her. Kids will continue passing the pail forward until the first kid in line receives the pail and dumps the balls or fish into the big bucket at the front. The last kid will then begin filling the next pail with more balls from the bucket and will pass this pail to the next kid. Kids will continue to pass pails and fill the larger bucket until all balls or fish from the large bucket at the end of their line have been moved to the large bucket at the front of their line.

**Today we learned about when Jesus showed compassion by helping people. We worked together and helped one another move our buckets of fish to the front of the line. Jesus showed us compassion, and we can show others compassion too!**

## LESSON 2 EARLY ELEMENTARY

### Large Group or Small Group

Create space for God to remind kids they are known, loved, led, and their lives can tell of God's wonder.

### LESSON AT A GLANCE

**WONDER TRUTH:** Jesus Shows Compassion

**SCRIPTURE:** Matthew 14

**WORD OF WONDER:** Job 36:26a

### Responding in Worship: Numbers Prayer Walk

**Wonder Ink RESOURCES:** song from the Now [Now That's a Miracle! Elementary Spotify playlist](#)

For this activity, gather your kids behind you as if you were going to play Follow the Leader. You'll walk to each of the four corners of your room together. At each corner, you'll stop and pray quietly. Consider quietly playing songs from the [Now That's a Miracle! Elementary Spotify playlist](#) as you walk around the room. Follow the prompts below to guide your prayer walk.

**Leader Tip:** For kids who need more direction, ask them to share the answers to their questions out loud. Then pray out loud for them. As kids become more familiar with prayer walking, you can allow them to pray on their own.

**We're going to walk together and pray as we think about how Jesus shows compassion. When we get to each corner of the room, we'll stop together and pray.**

- 1. What is one thing you can do to help someone else? Ask God to help you to do what He is asking you to do.** Pause to allow the kids to pray and think.
- 2. Who are two people you can help or show compassion to, like God has shown you? Ask God to help you show these people His love.** Pause to allow the kids to pray and think.
- 3. What is one way God has shown compassion for you or helped you? Thank God for what He has done for you.** Pause to allow the kids to pray and think.
- 4. What is one reason God is great? Tell God a reason He is great.** Pause to allow the kids to pray and think.

After you've completed your prayer walk together, you may ask kids if they would like to share any of their prayer requests to pray together.



## Blessing Your Kids

**Wonder Ink RESOURCES:** 5,000 Blessing Slide

Display the 5,000 Blessing Slide. Speak this blessing over your kids, as a group or as individuals. If you bless kids individually, insert each name into the blessing.



**Blessing:** May we take comfort in Jesus, who shows compassion.

May you love how Jesus loves, and may the compassion of Jesus overflow through your actions!

## Closing Game: Bread in the Basket

**SUPPLIES:** loaf of bread (or a roll), basket, slices of bread (or crackers or pictures of bread, or crumpled brown paper, optional), blindfolds (1 per kid, optional)

**Allergy Caution:** This activity includes possible food allergens!

Set out a loaf of bread or a roll and a basket. You can also use slices of bread, crackers, or even a picture of bread or crumpled brown papers, if you don't have real bread.

**Today we learned from God's big story that Jesus showed people compassion by healing them from their sickness and feeding them when they were hungry. He turned two fish and five loaves of bread into enough food to feed 5,000 people!**

**We're going to play a game where we try to toss this loaf of bread into the basket.**

Let the kids take turns tossing the bread into the basket. To make it harder, blindfold them or have them toss it behind their backs. Play multiple rounds until the kids are dismissed.