

LESSON 2

JESUS FEEDS THE 5,000

LESSON AT A GLANCE

WONDER TRUTH: Jesus Shows Compassion

SCRIPTURE: Matthew 14

GOD'S BIG STORY: Jesus shows compassion to the people in the crowd, healing those who are sick and feeding thousands from just five loaves of bread and two fish.

WORD OF WONDER: How great God is! We'll never completely understand Him. —Job 36:26a

CURIOSITY 15–20 minutes

Hands-on activities to spark curiosity and get kids thinking about the wonder of God

- Play Stations:
 - Making Dinner
 - Counting People
 - Jesus Feeds The 5,000 Coloring Sheet
- Curiosity Activity: Counting Food
- Puppet Intro and Curiosity Questions
- Declaring God's Wonder



BELIEF 20 minutes

An interactive dive into Scripture that guides kids into knowing God, exploring His big story, and marveling at His wonder

- Prayer of Invitation and Worship
- God's Big Story
- Connecting the Wonder Truth
- Word of Wonder: Job 36:26a

FAITH 15–20 minutes

An intentional conversation that helps kids see the wonder of God's story and how it connects to their own

- Circle Time: Jump in the Middle
- Craft: Five Loaves and Two Fish
- Game: Collecting Fish

IDENTITY 15–20 minutes

An interactive worship response activity that creates space for God to remind kids that they are known, loved, led, and their lives can tell of God's wonder

- Responding in Worship: Numbers Prayer Walk
- Prayer and Blessing
- Closing Game: Bread in the Basket

Wonder@Home™

Designed for families to engage in the wonder of God together at home. This resource includes a video, worship playlists, activities, and more!



LESSON 2 FOR LEADERS

INVITATION

We invite you to pause, listen, and shift your gaze toward the Father ...

LESSON AT A GLANCE

WONDER TRUTH: Jesus Shows Compassion

SCRIPTURE: Matthew 14

WORD OF WONDER: Job 36:26a

If you've ever been around kids who are "hangry" at dinnertime, you know the urgency of getting food as quickly as possible. Once while with my kids at a baseball tournament, as dinnertime approached, we had been in the stands for hours. We were out of snacks, and there was no dinner in sight. The meltdowns were bound to start soon. Just then a friend showed up with hot dogs and chips. It felt like a miracle. It felt like compassion.

I can only imagine what the parents in the crowd must have felt after being with Jesus for hours as it was getting late. The "hangry" meltdowns were about to start. The desperation to get food ASAP was about to set in. Then something miraculous happened: Jesus provided. Even when He was grieving, Jesus cared for people. He cared for their spiritual and physical needs.

Read Matthew 14:13–21. Jesus had compassion for the people. He used something so small—five loaves and two fish—to accomplish something big and show His care, provision, and power.

Jesus didn't just feed the people's stomachs; His compassion fed their souls. And He can do that for us too. Think about ways Jesus has shown compassion for you and offer Him thanks. When your stomach rumbles and then is filled with food, offer thanks to Jesus. And never forget that He cares.

—Lynne Howard

Children's Ministry Leader and Wonder Ink Contributor

Wonder Ink Development Team

DID YOU KNOW?

FOUNDATION BUILDING BLOCKS

WHO?

Jesus fed a crowd of 5,000, which is amazing since the populations of the largest villages in Galilee numbered about 3,000 people. That number doesn't include the women and children, who, according to Jewish tradition, would have been counted separately from the men.

WHAT?

After hearing that Herod, the Roman ruler in Galilee, had ordered the execution of Jesus' friend and relative John the Baptist, Jesus withdrew to a solitary place. Still, the crowds followed Him. Jesus showed compassion on them, healing those who were sick and miraculously feeding thousands.

WHERE?

Bible scholars can't say with certainty where Jesus performed this miracle. Generally, this event is thought to have taken place near Bethsaida (Luke 9:10), which was across the Sea of Galilee from where Jesus had been previously (John 6:1) and was likely near the northern shore of the lake.

WHEN?

The book of Matthew follows a progression of the rise and rejection of Jesus as King. This particular miracle takes place just after the death of John the Baptist and before Jesus walks on water.

CONNECTING TO GOD'S BIG STORY:

The feeding of the 5,000 is the only miracle recorded in all four Gospels! In this story, Jesus showed compassion to the crowd. Similarly, God didn't want us stuck in our sin, so He sent His Son, Jesus, to live, die, and rise again so our sins could be forgiven. Our God is compassionate (Exodus 34:6)!



Curiosity

Belief

Faith

Identity

LESSON 2 EARLY CHILDHOOD

Spark curiosity and get kids thinking about the wonder of God.

LESSON AT A GLANCE

WONDER TRUTH: Jesus Shows Compassion

SCRIPTURE: Matthew 14

WORD OF WONDER: Job 36:26a

Play Stations

SUPPLIES: toy food, toy people figurines or stuffed animals, coloring utensils, play grocery carts or bags (optional), play cooking utensils (optional), toy plates and serving utensils (optional), craft sticks or pom-poms (optional)

Wonder Ink RESOURCES: Jesus Feeds The 5,000 Coloring Sheet (1 per kid)

Greet the kids warmly and briefly explain the play stations to them. Invite them to play at any of the stations.

Welcome to church! While we're getting ready to start, you can play at any of these stations to help you get ready for our lesson today. Do you have any ideas about what we'll be learning today?

Play Station: Making Dinner

Set up: Set out toy food. You may add play grocery carts or bags to one side of the play station and cooking utensils at the other side. You can also set out play plates and serving utensils.

Play: Invite the kids to pretend they're buying food at the grocery store to make dinner. After buying their food, kids can pretend to make dinner. Ask kids what they are cooking and let them share their favorite meal.

Play Station: Counting People

Set up: Set out toy people figurines or stuffed animals. Instead of people, you can set out a large quantity of craft sticks or pom-poms.

Play: Invite the kids play with the toy people. Encourage them to count how many people are there. After kids have played and counted, they can position the toy people so they're ready to listen to Jesus. They can also count the craft sticks or pom-poms. For older kids, let them sort the objects into piles of five.

Play Station: Jesus Feeds the 5,000 Coloring Sheet

Set up: Ahead of time, print one copy per kid of the coloring sheet. Set out the coloring sheets and coloring utensils.

Play: Let the kids color. The kids can also turn the sheet over and draw a picture of their favorite food.

Curiosity Activity: Counting Food

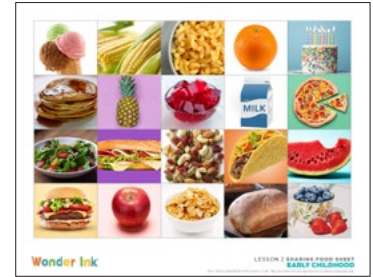
SUPPLIES: scissors (prep only)

Wonder Ink RESOURCES: Sharing Food Sheet (several copies)

Ahead of time, print several copies of the Sharing Food Sheet and cut apart the pictures.

Gather the kids and spread out the food pictures on the floor. **In our story today, we'll learn about how Jesus showed compassion—that means kindness—to a big group of people using food. If Jesus gave you any food to eat right now, and you could choose anything, what would you choose?** Allow the kids to respond. **Food is just one way to show compassion. Jesus cares for us and gives us what we need! Let's gather the foods we like and count it. When I say, "Go," you'll all gather the pictures of food you like. Then we'll count the foods to see how much we have. Then when I say, "Share!" you'll share the food with someone else to help us think about showing compassion to others.**

Say, "Go," and encourage the kids to collect the pictures of foods they like. Then help the kids count their pictures. Say, "Share!" and invite the kids to share their "food" with others. **We'll learn today about someone who shared food and how Jesus used it to do something amazing! A miracle is an amazing sign that God is at work. We'll learn about a miracle that Jesus did, where He showed compassion to a lot of people with food—so much food that it's hard to even count!**



Puppet Intro and Curiosity Questions

Wonder Ink RESOURCES: Tac the Cat Picture or puppet

For this section, you can use the cat picture provided, a stuffed animal cat, or a cat hand puppet.

Leader: You may remember our friend Tac, the curious cat. He's always asking questions. He has a question for you. Are you ready?

Tac the Cat: Hi, kids! Today I'm curious about something you can find at the grocery store.

Leader: A grocery cart?

Tac the Cat: No, it's something you buy at the grocery store. It's a type of food.

Leader: Cereal?

Tac the Cat: No. You can make a sandwich with it.

Leader: Oh, I know—bread!

Tac the Cat: Yes, that's what I'm curious about! Bread! Kids, do you know how to make bread? How long does it take to make? What ingredients would we need to make it? What are all the different kinds of bread? (Allow the kids to respond.) I like the smell of bread; I'm curious what makes bread smell so good!

Leader: Those are good questions, Tac! Now I'm curious, too! Bread does take a while to make, which is why some people buy their bread at a grocery store. I don't think cats eat a lot of bread though. We're going to hear a story today about how Jesus fed a lot of hungry people. He only had five loaves of bread and two fish. He definitely didn't have time



to make more bread, but He still was able to feed everybody!

Tac the Cat: Oh, fish! I would eat that! That's a good cat-flavored meal! So what happened? I'm curious!

Leader: We'll find out when we hear about God's big story today. We'll learn about how Jesus used bread and fish to show kindness to lots of people.

Tac the Cat: That sounds great! Well, I'm going to go find some fish-flavored crackers to eat because all this talk made me hungry! What would you want to eat if you were hungry, kids?

(Allow the kids to respond while Tac leaves.)

Have you ever been curious about bread or the other food you eat? Allow the kids to respond. **What do you like to eat that makes you curious?** Allow the kids to respond. **We all eat different things every day that can make us curious. Did you ever stop to think that God made everything we need to eat? God is kind to us and always takes care of us.**

Today's Wonder Truth is **JESUS SHOWS COMPASSION**. Today we'll learn how Jesus showed compassion through an awesome miracle.

Declaring God's Wonder

Wonder Ink RESOURCES: Early Childhood Declaration [Video](#) or Slide (optional)

Show the Early Childhood Declaration [Video](#) or Slide and encourage the kids to say the statements and do the motions with you.

Thank You, God, that You made me! *(Kids repeat words and motions.)*

Make prayer hands, then point up and then to yourself.

And I am Your kid! *(Kids repeat words and motions.)*

Put your hands on your hips.

Jesus loves me so much. *(Kids repeat words and motions.)*

Spread your arms out wide to your side one at a time, then pull them in for a hug around your chest.

His love for me is big. *(Kids repeat words and motions.)*

Hold your arms up high and wide above your head.

The Holy Spirit leads me, *(Kids repeat words and motions.)*

Bring your arms down from above, making a path in front of you.

And I can follow You. *(Kids repeat words and motions.)*

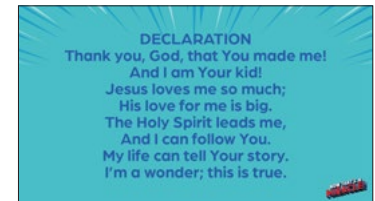
March in place like you're following the leader.

My life can tell Your story. *(Kids repeat words and motions.)*

Hold your hands in front of you like an open book.

I'm a wonder; this is true. *(Kids repeat words and motions.)*

Put your hands up, shake your fingers, and celebrate ("praise hands").



Make It Inclusive Any opportunity to use motions or sign language will be helpful for including kids who are nonverbal or have speech limitations. Affirm kids for their efforts to participate.

LESSON 2 EARLY CHILDHOOD

Guide kids into knowing God, exploring His big story, and marveling at His wonder.

LESSON AT A GLANCE

WONDER TRUTH: Jesus Shows Compassion

SCRIPTURE: Matthew 14

WORD OF WONDER: Job 36:26a

Prayer of Invitation

Before entering into God's big story, lead kids in a prayer of invitation. Use the prayer here or your own words: **God, thank You for loving us. Thank You for sending Jesus who shows us compassion and takes care of us. We pray Your Spirit will help us understand Your story for us today. In Jesus' name, Amen.**

Worship

Wonder Ink RESOURCES: songs from the [Now That's a Miracle! Early Childhood Spotify playlist](#)

Today we'll learn how Jesus shows compassion; He takes care of those He loves. Let's sing a song and thank God for how good He is to us!

Play music from the [Now That's a Miracle! Early Childhood Spotify playlist](#), and encourage the kids to sing and dance as they praise God.

God's Big Story

SUPPLIES: Bible

Wonder Ink RESOURCES: Bible Story Picture (optional)

Bible Time Rhyme

Say the Bible time rhyme (with motions) each week before the Bible story to remind kids that what they're about to hear is part of God's big story.

I open my Bible, and what do I see? (Hold your hands together, then open your palms, as if opening a book.)

God's big story, waiting for me! (Point to yourself.)

Let's hear part of God's big story, which comes from the book of Matthew in the Bible. That's the first book of the New Testament.

Read the God's Big Story Script provided or read Matthew 14:13–21 from the Bible. You can also print the Bible Story Picture to give the kids a visual depiction as you tell the story.

GOD'S BIG STORY SCRIPT

SUPPLIES: scissors (prep only)

Wonder Ink RESOURCES: Hearts Sheet (enough for each kid to have 1 heart), [Jesus Feeds the 5,000 God's Big Story Video](#)

Ahead of time, print the Hearts Sheet, cut apart the pictures (enough for each kid to have one), and hide the hearts around the room.

Today you're going to hear a word that you may not know: compassion. Compassion means to care about and want to help someone in need. Listen for the word compassion in today's story.

When Jesus was on earth, He taught about God's kingdom. He talked to many people and helped lots of people. Jesus did amazing things! So many people heard about Him. They wanted to come see Jesus and listen to Him teach. One day, Jesus got into a boat on a lake because He wanted to be alone. But lots of people heard where Jesus was going and came out to meet Him.

When Jesus' boat got to shore, a really big crowd of people was there. Jesus knew what they needed. Some were sad. Some were hurt or sick. Some just needed to be near Him or hear Him teach. Jesus cared about all the people. He showed compassion—that is kindness—to the people. Jesus helped the people who needed help. He healed the people who were hurt or sick.

Did you hear our new word? Let's look for hearts that are hidden around the room. These hearts will remind us how Jesus showed compassion to the people.

Pause to allow kids to look for the hidden hearts. Ensure every kid has gotten a heart.

Great job! Hold your heart up the next time I say, "compassion."

It got late and people got hungry. It was time for dinner, but they were far away from home. Jesus' closest followers—His disciples—saw that there was not enough for all the people to eat. They told Jesus to tell the people to leave so that they could go get their own food. But Jesus told His disciples to feed the crowd. They were confused. "We only have five small loaves of bread and two fish," the disciples told Him. There were about 5,000 men plus women and children in the crowd. They didn't have enough food to feed that many people!

Jesus told the disciples to bring Him the food they had. Jesus had compassion (hold up hearts) for the people. They brought Jesus five loaves of bread and two fish. Then Jesus told everyone else to sit down on the grass. Jesus took the bread and fish, looked up to heaven, and thanked God. Then, Jesus tore the bread into pieces and gave the bread and fish to His disciples. The disciples passed out the food to all the people. They showed compassion (hold up hearts) to the people too. Everyone ate until they were full! There was so much food that the disciples collected 12 large baskets of leftovers!

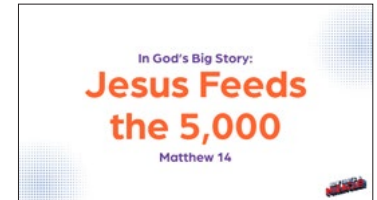
Leader Tip: You can include a snack of fish-shaped crackers or a real loaf of bread torn apart to pass out to the kids as you tell the story. Be aware of food allergies.



Even when Jesus wanted to be alone, He cared more about what the people around Him needed. Jesus cared about the people who were sick and healed them. He showed compassion (hold up hearts) by helping them. And when the people were hungry and there wasn't enough food, Jesus fed them. This was a *miracle*—an amazing sign that God was at work! Jesus showed compassion to the people that day, and He still shows compassion (hold up hearts) to us today! Jesus shows compassion (hold up hearts).

Leader Tip: You may want to collect the paper hearts after the story, and you can send a heart home with each kid.

VIEW THE GOD'S BIG STORY VIDEO



Connecting the Wonder Truth

Ask the following question to help kids connect the Wonder Truth to God's big story:

Our Wonder Truth today is **JESUS SHOWS COMPASSION**. Where did you see our Wonder Truth happen in the story? Allow kids to answer freely.

The four Gospels—Matthew, Mark, Luke, and John—tell about Jesus' life and ministry. The feeding of the 5,000 is the only miracle included in all four Gospels, so we know it was a very important event! In this story, Jesus showed compassion to the people in the crowd. God showed compassion to us when He sent His Son, Jesus, to live, die, and rise again so our sins could be forgiven. Our God is loving and compassionate!

Word of Wonder

SUPPLIES: paper (1 sheet per kid), coloring utensils, play dough

Wonder Ink RESOURCES: Now That's a Miracle! Word of Wonder Slide or [Video](#) (optional)

WORD OF WONDER

How great God is! We'll never completely understand Him.

—Job 36:26a

Display the Word of Wonder Slide or [Video](#), if using. **Our Word of Wonder for the Now That's a Miracle! series is Job 36:26a. Let's practice saying the Word of Wonder together.** Practice the Word of Wonder verse one time together, then give each kid a sheet of paper and coloring utensils.

Encourage the kids to do the motions and say the verse with you.

- **HOW GREAT**—Put one arm straight up for each word.
- **GOD IS!**—Point up.
- **WE'LL NEVER**—Cross arms back and forth in front of you.
- **COMPLETELY**—Bring both arms down from above you, to your sides.
- **UNDERSTAND** —Point to your head with both hands.
- **HIM.**—Point up.
- **JOB 36:26a**—Hold your hands together in front of you, palms open, as if opening a book.



We discovered today that Jesus shows compassion. What is something that God has done that makes Him great? Draw a picture of what comes to mind. Allow the kids to draw a picture of a reason or example of how God is great.

Leader Tip: Review with kids how Jesus showed compassion in God's big story. After kids recall how Jesus helped the people, help kids brainstorm all the different ways God helps us.

Some kids may prefer creating shapes with play dough rather than drawing pictures. Provide play dough and encourage the kids to create something that makes them think of how great God is.

Gather kids to discuss these questions:

- **What is something great about God that you learned this week?**
- **What is one question you'd like to ask God today?**



Curiosity

Belief

Faith

Identity

LESSON 2 **EARLY CHILDHOOD**

Help kids see the wonder of God's story and how it connects to their own story.

LESSON AT A GLANCE**WONDER TRUTH:** Jesus Shows Compassion**SCRIPTURE:** Matthew 14**WORD OF WONDER:** Job 36:26a**Circle Time: Jump in the Middle**

Have kids stand up and form a circle.

We heard today about how Jesus had compassion for people who needed help. We're going to play a game that will show us how everyone needs help sometimes. I'll ask a question and if your answer is "Yes," jump into the middle of the circle.

Give kids an example before you begin, such as "Are you wearing a white shirt? If so, jump in the middle." After each question, choose someone to answer one of the discussion questions from the list below. You can use the examples below or come up with your own questions:

- **Do you need help being nice to your brother or sister?**
- **Do you need help tying your shoes?**
- **Do you need help listening to a grown-up at home?**
- **Do you need help picking up your toys?**
- **Do you need help getting to school or church?**
- **Do you need help getting food?**
- **Do you need help when you get hurt or sick?**
- **Do you need help when you're scared?**
- **Do you need help when you disobey God?**

Leader Tip: Each group has its own personality, and this activity can be altered to fit your group's needs. For example, use this activity to direct talkative kids during discussion time by telling them only kids in the middle can answer the next discussion question.

We all need help sometimes. The people in our story from the Bible today needed help from Jesus. They were sick and needed to be healed. And they were hungry and needed food. Let's discuss and answer some questions together.

DISCUSSION QUESTIONS

- **How many people were in the crowd who followed Jesus?** (Over 5,000 people)
- **Why were the disciples worried in this story?** (It was dinnertime, and they didn't have enough food.)
- **What did Jesus use to feed the crowd?** (five loaves of bread and two fish)

- Why do you think Jesus gave everyone food?
- What's a problem you have that you want to ask Jesus to help with?
- What food would you want Jesus to give you if you were hungry and needed food?
- Why do you think Jesus has compassion for people?
- How has Jesus shown compassion to you?
- How can you show compassion to others this week?

We all need help sometimes, and we can ask Jesus to help us. Jesus shows us compassion and cares for us because He loves us so much! Let's talk to God now in prayer and thank Him for sending us Jesus.

Invite kids to share prayer requests and praises and to pray for each other. Some kids may not be comfortable praying out loud. That's OK! Encourage them to pray silently and thank God for hearing us and caring about us. God hears all our prayers!

Craft: Five Loaves and Two Fish

SUPPLIES: stamp pads, glue, small crackers (5 per kid), wet wipes, markers (optional)

Wonder Ink RESOURCES: Fish and Loaves Sheet (1 per kid)


Ahead of time, print one copy of the Fish and Loaves Sheet for each kid.

We're going to make a picture by covering our paper with two fish and five loaves of bread. Whenever you look at your picture, you can remember how Jesus showed compassion to the crowd, and you can know that He has compassion for you!

Give each kid a Fish and Loaves Sheet and set out stamp pads, glue, and five crackers. Set out wet wipes nearby to clean kids' hands.

Put each kid's hand on a stamp pad so it's covered in ink. Have them place their hands on their papers so their fingers are pointing to the left, which will become a fish shape on their pages. You can also trace their hands with markers instead of using ink. The palm of their hands will make the fish face. Then draw eyes and smiley faces on the fish faces. Repeat this process so there are two fish on each child's page. Then let the kids glue five crackers next to the fish to represent the five loaves of bread.

Take your pictures home to help you remember how Jesus showed compassion for the crowd and how He shows compassion to us. He loves you so much, and He helps us when we need help.



Active Game: Collecting Fish

SUPPLIES: large buckets or bins (1 for the whole group and 1 for every 3–5 kids), small balls (or toy fish), smaller pails (1 for every 3–5 kids)

In today's story, Jesus made so many fish and bread that He was able to feed over 5,000 people, and there were 12 buckets of leftovers when they were all done eating! Let's play a game where we'll collect the leftovers in buckets.

Divide kids into teams of 3–5 kids. Each team will form a line. At the end of each team’s line, set out a small pail filled with balls or toy fish. Place buckets at the end of each line, as well. At the front of the line will be one large empty bucket or bin.

The kids will work together as a team. When you say, “Go,” the last kid in the line will begin filling an empty pail with plastic balls or toy fish from the large bucket. She will then pass the pail to the kid in front of her. Kids will continue passing the pail forward until the first kid in line receives the pail and dumps the balls or fish into the big bucket at the front. The last kid will then begin filling the next pail with more balls from the bucket and will pass this pail to the next kid. Kids will continue to pass pails and fill the larger bucket until all balls or fish from the large bucket at the end of their line have been moved to the large bucket at the front of their line.

Today we learned about when Jesus showed compassion by helping people. We worked together and helped one another move our buckets of fish to the front of the line. Jesus showed us compassion, and we can show others compassion too!



Curiosity

Belief

Faith

Identity

LESSON 2 **EARLY CHILDHOOD**

Create space for God to remind kids that they are known, loved, led, and their lives can tell of God's wonder.

LESSON AT A GLANCE

WONDER TRUTH: Jesus Shows Compassion

SCRIPTURE: Matthew 14

WORD OF WONDER: Job 36:26a

Responding in Worship: Numbers Prayer Walk

Wonder Ink RESOURCES: song from the [Now That's a Miracle! Early Childhood Spotify playlist](#)

For this activity, gather your kids behind you as if you were going to play Follow the Leader. You'll walk to each of the four corners of your room together. At each corner, you'll stop and pray quietly. Consider quietly playing songs from the [Now That's a Miracle! Early Childhood Spotify playlist](#) as you walk around the room. Follow the prompts below to guide your prayer walk.

Leader Tip: For kids who need more direction, ask them to share the answers to their questions out loud. Then pray out loud for them. As kids become more familiar with prayer walking, you can allow them to pray on their own.

We're going to walk together and pray as we think about how Jesus shows compassion. When we get to each corner of the room, we'll stop together and pray.

- 1. What is one thing you can do to help someone else? Ask God to help you to do what He is asking you to do.** Pause to allow the kids to pray and think.
- 2. Who are two people you can help or show compassion to, like God has shown you? Ask God to help you show these people His love.** Pause to allow the kids to pray and think.
- 3. What is one way God has shown compassion for you or helped you? Thank God for what He has done for you.** Pause to allow the kids to pray and think.
- 4. What is one reason God is great? Tell God a reason He is great.** Pause to allow the kids to pray and think.

After you've completed your prayer walk together, you may ask kids if they would like to share any of their prayer requests to pray together.

Prayer and Blessing

SUPPLIES: heart pictures from God's Big Story (optional)

After the kids finish their activity, pray with them, thanking God for His compassion for us.

You may want to give each kid one of the paper hearts used during God's Big Story time. **Hold up your paper heart (or put your hands on your heart) when you hear me say, "compassion."**

God, thank You for showing compassion (hold up heart) for us. You are so good to us. Help us remember to be thankful and to show compassion (hold up heart) to others. In Jesus' name, Amen.

Encourage the kids to hold their hands out in front of them, with palms up, as if their hands are open to receive something. Tell them to listen and receive the blessing as you speak it over them.

Blessing: May we take comfort in Jesus, who shows compassion. May you love how Jesus loves, and may the compassion of Jesus overflow through your actions!

Closing Game: Bread in the Basket

SUPPLIES: loaf of bread (or a roll), basket, slices of bread (or crackers or pictures of bread, or crumpled brown paper, optional), blindfolds (1 per kid, optional)

Allergy Caution: This activity includes possible food allergens!

Set out a loaf of bread or a roll and a basket. You can also use slices of bread, crackers, or even a picture of bread or crumpled brown papers, if you don't have real bread.

Today we learned from God's big story that Jesus showed people compassion by healing them from their sickness and feeding them when they were hungry. He turned two fish and five loaves of bread into enough food to feed 5,000 people!

We're going to play a game where we try to toss this loaf of bread into the basket.

Let the kids take turns tossing the bread into the basket. To make it harder, blindfold them or have them toss it behind their backs. Play multiple rounds until the kids are dismissed.