

## LESSON 4 FAITH

### LESSON AT A GLANCE

**WONDER TRUTH:** God Is Faithful and Good

**SCRIPTURE:** Hebrews 11


**GOD'S BIG STORY:** For hundreds of years, God's people demonstrate faith by their confidence that His promises will be revealed. God is faithful and good and does what He says He will do.

**WORD OF WONDER:** But the fruit of the Spirit is love, joy, peace, patience, kindness, goodness, faithfulness, gentleness, and self-control. —Galatians 5:22–23a (ISV)

### CURIOSITY 15 minutes • Large Group or Small Group

Hands-on activities to spark curiosity and get kids thinking about the wonder of God

- Welcome Question: What is something you really hoped for?
- Curiosity Questions
- Curiosity Activity: Can't See It Yet!
- Declaring God's Wonder



### BELIEF 25–35 minutes • Large Group

An interactive dive into Scripture that guides kids into knowing God, exploring His big story, and marveling at His wonder

- Prayer of Invitation and Worship
- God's Big Story
- Connecting the Wonder Truth
- Word of Wonder: Galatians 5:22–23a

### FAITH 15 minutes • Small Group

An intentional conversation that helps kids see the wonder of God's story and how it connects to their own

- Discussion Questions
- Craft: God Is Faithful Clocks
- Game: Persevering When It's Hard

### IDENTITY 10 minutes • Large Group or Small Group

An interactive worship response activity that creates space for God to remind kids that they are known, loved, led, and their lives can tell of God's wonder

- Responding in Worship: Glowing Faith
- Blessing Your Kids
- Closing Game: Faithful Follower Relay

## Wonder@Home™

Designed for families to engage in the wonder of God together at home. This resource includes a video, worship playlists, activities, and more!

### INVITATION

We invite you to pause, listen, and shift your gaze toward the Father ...

### LESSON AT A GLANCE

**WONDER TRUTH:** God Is Faithful and Good

**SCRIPTURE:** Hebrews 11

**WORD OF WONDER:** Galatians 5:22–23a

Many years ago, I began to learn more about the world of the Bible—how the biblical writers thought and what their culture was like. One of my biggest takeaways was the biblical concept of faith. Faith, as defined by the Bible, is belief plus action. To me, faith had mostly been about having a list of true beliefs, such as “I believe Jesus died for my sins” or “I believe He is the way to salvation.” Yes, these are the right things to believe, but do I live out these beliefs? Do I practice obedience to Jesus? Do I just hear God’s Word—or do I do what it says?

Stop to read Hebrews 11. If you look at the list of those who are faithful, you see action jumping off the pages. Abel brought, Noah built, Abraham went, Isaac blessed, Joseph spoke ...

Our faith—a combination of beliefs and actions—makes us more like Jesus. As we live out the things we say we believe, God shapes us into His image because He is faithful and good.

As we see in Hebrews 11, God honors those who are faithful. As we walk by faith, trusting Him to do what He said, we can rest in the fact that He will make us more like Him because He remains faithful to His promises.

—Denise Morris Snyder

Spiritual Formation Pastor

Contributor to Wonder Ink

**DID YOU KNOW?**

**FOUNDATION BUILDING BLOCKS**

**WHO?**

The author of the letter to the Hebrews is anonymous. Suggested authors include Paul; his traveling companion, Luke (the author of the Gospel of Luke and Acts); and Paul's co-workers, Apollos or Barnabas. Whoever authored the letter was a skilled writer and very familiar with Paul's teaching.

**WHAT?**

Hebrews 11 is often called the Hall of Faith because it shares the stories of faithful God-followers throughout history who have trusted in God and His promise, people whom God has rewarded for their faith. These faithful men and women are an example to us.

**WHERE?**

Despite the title of the book, the author doesn't identify the intended recipients. Yet the author's desire to help the audience see themselves as part of God's big story, as well as to understand Jesus as the fulfillment of God's promises to Israel, speaks to Jews and Gentiles (non-Jews) alike.

**WHEN?**

While we don't know the date that the letter was written, Clement of Rome (AD 96) quoted it, so it was written sometime before then.

**CONNECTING TO GOD'S BIG STORY:**

The letter of Hebrews has two major purposes: It teaches Gentile (non-Jewish) followers of Jesus how they fit in God's big story, which is mostly filled with Jewish people, and it shows how Jesus fulfills all God's laws and promises in the Old Testament.

Large Group or Small Group

Spark curiosity and get kids thinking about the wonder of God.

### LESSON AT A GLANCE

**WONDER TRUTH:** God Is Faithful and Good

**SCRIPTURE:** Hebrews 11

**WORD OF WONDER:** Galatians 5:22–23a

### Series Bumper and Countdown Videos

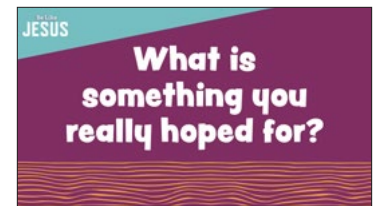
Choose between the [Be Like Jesus Series Bumper Video](#) and [Countdown Videos](#) to introduce the kids to the series.

### Welcome Question

**SUPPLIES:** paper, coloring utensils, whiteboard (optional), dry-erase marker (optional)

**Wonder Ink RESOURCES:** Faith Welcome Question Slide

Before kids arrive, display the Faith Welcome Question Slide or write the following question on a whiteboard: “What is something you really hoped for?” Set out paper and coloring utensils.



### As kids arrive ...

Welcome kids with a warm smile and fist bump. Show them the Welcome Question. Invite kids to tell their neighbors about something they have hoped for, either now or in the past. For example, they might talk about hoping for a certain Christmas gift, sunny weather on their birthday, or a victory in their soccer game. Read the question for younger kids. To help kids get started, consider sharing about something you've hoped for. Some kids may want to draw a picture of their answer.

**Make It Inclusive:** If some kids struggle to focus or understand and follow instructions, pair them with a peer helper or offer them a seat near a leader who can encourage and help them as needed throughout the lesson.

### At your start time ...

Gather kids together. Invite them to spin around in a circle three times, give a friend a fist bump, and sit down. Ask several kids to share their responses to the Welcome Question: **What is something you really hoped for?**

**Today we're going to learn about people in God's big story who also waited for something and had hope it would happen. Their hope wasn't just wishful thinking—it came from their faith in God! They believed God would do what He said He would do. But first, it's time to be curious!**

## Curiosity Questions

Ask the following “I’m curious” questions. Say, “I’m curious ...” before each question and give kids a chance to think about and answer each one.

I’m curious ...

- What’s something you’re looking forward to? Is it easy or hard to wait for?
- When have you had to wait for someone else to do what they said they would do?

## Curiosity Activity: Can’t See It Yet!

**SUPPLIES:** table, safety goggles (3–4 pairs), hydrogen peroxide (½ cup), dry yeast (1 Tbsp.), warm water (3 Tbsp.), liquid dish soap (1 Tbsp.), food coloring (8 drops), 16 oz. empty disposable bottle, funnel, paper towels

**Wonder Ink RESOURCES:** Can’t See It Yet! Slide, Faith Wonder Truth Slide

**Allergy Caution:** This activity includes possible food allergens!

**Leader Tip:** If you don’t have a sink in or near your meeting space, consider bringing warm water in a thermos. The experiment works best if the water is approximately 100–110 degrees Fahrenheit.

Ahead of time, set out supplies on a table at the front of the room.

Display the Can’t See It Yet! Slide and gather the kids. **Today we’re going to combine these ingredients in a special way to create something very cool that is better than each of these ingredients on its own.** Hold up the ingredients one at a time for kids to see: hydrogen peroxide, dry yeast, warm water, dish soap, and food coloring. **You’re about to see something very cool! Do you believe it? Allow kids to respond. Then let’s get started!**



Put on safety goggles and invite 2–3 kids to the front to be your lab assistants. Have each of them also put on safety goggles. Explain that they will help you with each step in the activity.

**For our first step, we’ll use a funnel to pour half a cup of hydrogen peroxide into the empty bottle.** Complete this step with the help of your lab assistants. Hold up the bottle with the hydrogen peroxide now in it for all the kids to see. **Does this look amazing yet? Allow kids to respond. We can’t see it yet, but it’s coming!**

**For our next step, we’ll add one tablespoon of dish soap to the bottle.** Complete this step with the help of your lab assistants. Then hold up the bottle for all the kids to see. **Anything amazing happening yet? Allow kids to respond. We can’t see it yet, but it’s coming!**

**Next, we’ll add eight drops of food coloring into the bottle and carefully swish it around.** Complete this step with the help of your lab assistants. Then hold up the bottle for all the kids to see. **What do you think? Invite responses. It’s kind of pretty, but it’s not the final product. We can’t see it yet, but it’s coming!**

For our next step, we'll use a spoon to mix three tablespoons of warm water with the yeast in a separate cup. Complete this step with the help of your lab assistants. **Anything happening yet?** Allow responses. **We can't see it yet, but it's coming!**

Now for our last step, we'll use a funnel to pour our water and yeast mixture into the bottle. Complete this step with the help of your lab assistants and quickly set the bottle down on the table. There should be a colored foam that overflows out of the top of the bottle. When the foaming stops, use paper towels to soak up the foam. Thank your lab assistants, collect their safety goggles, and have them return to their seats.

**Wow! What just happened?** Invite kids to respond freely. **When we mixed the ingredients together, the yeast helped release oxygen hidden inside the hydrogen peroxide, and that oxygen made a colorful foam. That was the very cool thing you had been waiting for!**

Even when you couldn't see it yet, you believed me when I told you that something cool was coming! Display the Faith Wonder Truth Slide. **Today in God's big story, we're going to learn about several people in the Bible who had faith that God would keep His promises, even when they couldn't see it happening yet. They lived by faith because they knew that, like our Wonder Truth states, **GOD IS FAITHFUL AND GOOD.****



## Declaring God's Wonder

**Wonder Ink RESOURCES:** Declaration [Video](#) or Slide (optional)

Show the Declaration [Video](#) or Slide and encourage the kids to say the statements and do the motions with you.

**Thank You, God, that You made me!** (Kids repeat words and motions.)

Make prayer hands, then point up to God and to yourself.

**And I am Your kid!** (Kids repeat words and motions.)

Put your hands on your hips.

**Jesus loves me so much;** (Kids repeat words and motions.)

Spread your arms out wide to your side one at a time, then pull them in for a hug around your chest.

**His love for me is big.** (Kids repeat words and motions.)

Hold your arms up high and wide above your head.

**The Holy Spirit leads me,** (Kids repeat words and motions.)

Bring your arms down from above and make a path in front of you.

**And I can follow You.** (Kids repeat words and motions.)

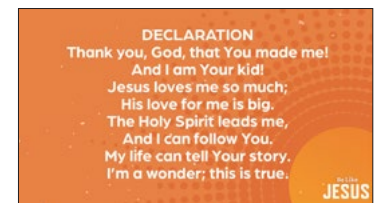
March in place like you're following the leader.

**My life can tell Your story.** (Kids repeat words and motions.)

Hold your hands in front of you like an open book.

**I'm a wonder; this is true.** (Kids repeat words and motions.)

Put your hands up, shake your fingers, and celebrate ("praise hands").



## Large Group

Guide kids into knowing God, exploring His big story, and marveling at His wonder.

### LESSON AT A GLANCE

**WONDER TRUTH:** God Is Faithful and Good

**SCRIPTURE:** Hebrews 11

**WORD OF WONDER:** Galatians 5:22–23a

## Prayer of Invitation

Lead kids in a prayer of invitation before entering into worship and God's big story: **God, You are so faithful and good. You always keep Your promises. Thank You for always doing what You say You will do. We invite Your Holy Spirit to teach us how to increase our faith in You. We love You. In Jesus' name, Amen.**

## Worship

**Wonder Ink RESOURCES:** songs from the [Be Like Jesus Elementary Spotify playlist](#)

Today we'll hear about how several faithful followers of God put their faith in Him, even when they couldn't see what would happen next. They knew that God is always faithful and good! Let's praise Him now! Play songs from the [Be Like Jesus Elementary Spotify playlist](#) and encourage the kids to sing and dance as they praise God.

## God's Big Story

**SUPPLIES:** Bible

**Wonder Ink RESOURCES:** Bible Story Picture (optional)

### Bible Time Rhyme

Say the Bible time rhyme (with motions) each week with the kids before the Bible story, to remind kids that what they're about to hear is part of God's big story.

**I open my Bible, and what do I see?** (Hold your hands together, then open palms, as if opening a book.)

**God's big story, waiting for me!** (Point to yourself.)

**Let's start by reading part of God's big story from the Bible.**

Read the God's Big Story Script provided or read Hebrews 11:1, 5, 8–13, 39–40 from the Bible. You can show the Bible Story Picture to give kids a visual depiction as you tell the story.

# GOD'S BIG STORY SCRIPT

**SUPPLIES:** Bible

**Wonder Ink RESOURCES:** Hero Song Sound Effect, God's Big Story Video ([Early Childhood](#) or [Elementary](#))

Ahead of time, cue the Hero Song Sound Effect.

**Leader Tip:** Encourage kids to freeze like a statue in their action pose as you share about each faithful follower. This will help them listen and engage with the lesson.

**To help tell the story, you're going to stand up when you hear the Hero Song sound and do your best strong action post.** Demonstrate some strong action poses, such as hands on hips, one arm straight in front of you, flexing, etc. **Whenever you hear the song, do your pose and freeze until the song stops. We're going to hear about people who had strong and courageous faith.**

**A long time ago, Jesus went to heaven and sent the Holy Spirit to His followers. The Holy Spirit is God's powerful, wise, and loving presence. A follower of Jesus wrote a letter that we call Hebrews. This letter is in the Bible. Hebrews tells the amazing story of God's people and God's faithfulness.**

**One of God's people was Abraham.** Play song; kids pose. **Long before the book of Hebrews was written, God made a promise to Abraham. God told Abraham he would have a big family. Abraham's family would be so big that he couldn't count them all! Abraham did not have any kids. Abraham's wife, Sarah, was too old to have babies. But Abraham believed God. And it happened! Abraham and Sarah had a baby. That was just the beginning of the big family God promised Abraham. Their family got bigger and became a big group of people called the Hebrews, or the Jews.** Play song; kids pose. **They were God's special people.**

**The book of Hebrews tells about Abraham and other people in God's story who lived by faith. "Faith is being sure of what we hope for. It is being sure of what we do not see" (Hebrews 11:1). To have faith is to trust with our hearts; this trust is shown through our actions. These people had trust that God would do what He said He would do, even when they couldn't see it yet. The letter to the Hebrews talks about other people who had faith in God too:**

- **Noah built a big boat called an ark, even before it started raining—because God told him to.** Play song; kids pose.
- **Moses led God's people to walk through the sea—because he believed God would save them.** Play song; kids pose.
- **Rahab was brave and helped keep two of God's people safe because she had faith.** Play song; kids pose.
- **Gideon led God's people to win over an enemy.** Play song; kids pose.
- **Samuel listened to God and shared His messages.** Play song; kids pose.
- **David was a king of Israel who trusted and worshiped God.** Play song; kids pose.

**All of these people had something special in common—they had faith. That means they trusted and obeyed God. They believed God was good, even when they couldn't see everything He was doing. They knew God would keep His promises.**

**God kept every promise He made. God wants everyone to be part of His family. God sent Jesus,**

so we can be part of God’s family. So just like Abraham, Sarah, and all those other people, we can trust God too. Play song; kids pose. We can believe that God will keep every promise because God is faithful and good.

## GOD’S BIG STORY VIDEO (EARLY CHILDHOOD OR ELEMENTARY)



### Connecting the Wonder Truth

**Wonder Ink RESOURCES:** Faith Wonder Truth Slide

Display the Faith Wonder Truth Slide. **Our Wonder Truth today is GOD IS FAITHFUL AND GOOD. Where did you see our Wonder Truth in action in the story?** Allow kids to answer freely.



During the Old Testament, God’s story was filled mostly with Jewish people. The writer of Hebrews wanted non-Jewish followers of Jesus, called Gentiles, to understand how they also fit into God’s big story. Hebrews also shows how Jesus fulfills all God’s Old Testament laws and promises.

### Word of Wonder

**SUPPLIES:** Bible; shoeboxes, cardboard boxes, or blocks (10)

**Wonder Ink RESOURCES:** Be Like Jesus Word of Wonder Slide or [Video](#) (optional)

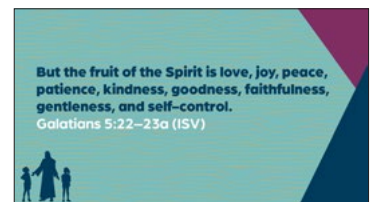
#### WORD OF WONDER

The fruit of the Spirit is love, joy, peace, patience, kindness, goodness, faithfulness, gentleness, and self-control.

—Galatians 5:22–23a (ISV)

Display the Word of Wonder Slide or [Video](#), if using. **Our Word of Wonder for the Be Like Jesus series is Galatians 5:22–23a. Let’s practice saying the Word of Wonder together.** Practice the verse with the kids.

Gather ten boxes or blocks and stack them on top of each other to form a tower.



**God is faithful and good. And He is greater and stronger than anyone, even a superhero! The Holy Spirit is powerful. When we trust in Jesus, the Holy Spirit lives in us, changes us, and makes us like Jesus. All of the people we learned about were only strong because of God. God is amazing! Let’s remember that as we say our verse. Each time we say a fruit of the Spirit, let’s do a strong superhero kick in the air to remember how amazing God is.** Repeat the verse several times, doing kicks.

Show the kids the tower of boxes. As you repeat the verse, invite each kid to take a turn doing superhero kicks to knock off boxes from the tower for each fruit of the Spirit. Make sure kids are out of the way, so they don't get kicked. Let the kids restack the boxes and repeat the activity, giving all kids a turn as you finish saying the verse together. If you have a lot of kids, make several stacks of boxes.

Encourage the kids to do the motions and say the verse with you.

- **THE FRUIT OF THE SPIRIT IS**—Draw a large “S” into the air.
- **LOVE**,—Pat your hands on your heart.
- **JOY**,—Put your arms up as if celebrating.
- **PEACE**,—Place palms together by cheek and ear to indicate “sleep.”
- **PATIENCE**,—Point to a pretend watch on your wrist.
- **KINDNESS**,—Pretend to give someone a hug.
- **GOODNESS**,—Make a thumbs-up.
- **FAITHFULNESS**,—Make two fists and start with the right fist on top, hitting the left fist, then switch and pound the left fist on top of the right.
- **GENTLENESS**,—Pretend to gently rock a baby.
- **AND SELF-CONTROL**.—Point to yourself with your thumbs.
- **GALATIANS 5:22–23a**—Hold your hands together as if opening a book.

Gather kids to discuss these questions:

- **How has God been good to you?**
- **What fruit of the Spirit is easiest for you? Which one is the most difficult?**

## Small Group

Help kids see the wonder of God's story and how it connects to their own story.

### LESSON AT A GLANCE

**WONDER TRUTH:** God Is Faithful and Good

**SCRIPTURE:** Hebrews 11

**WORD OF WONDER:** Galatians 5:22–23a

## Discussion Questions

**SUPPLIES:** timer, small ball

The faithful followers we learned about in God's big story trusted and obeyed God. They believed God was good, even when they couldn't see everything He was doing. They knew God would keep His promises. God kept every promise He made. So just like Abraham, Sarah, and all those other people, we can trust God and wait patiently too. We can believe that God will keep every promise because God is faithful and good. We'll do an activity where you pass around a ball and wait patiently for the timer. When it goes off, freeze, and whoever has the ball will answer a question.

Gather the kids in a circle. Set a timer for 5–10 seconds (or longer, if you have a lot of kids) and have the kids pass or toss a ball around the circle. When the timer goes off, ask the kid who is holding the ball a question. If that kid prefers not to answer, he can pass the ball to the next person who can answer if she chooses. It's OK to ask the questions more than once.

### DISCUSSION QUESTIONS

- **Can you name one of the faithful followers in today's story?** (Abraham, Sarah, Noah, Moses, Rahab, Gideon, Samuel, David)
- **Do you remember one thing a faithful follower did because of faith in God?** (Abraham and Sarah trusted God to give them a family; Noah built a boat called an ark to save them from a flood; Moses led God's people to walk through the sea; Rahab kept two of God's people safe; Gideon led God's people to win over an enemy; Samuel listened to God and shared His messages; David trusted and worshiped God.)
- **Have you ever made a promise to someone? Tell about it.**
- **Is it easy to believe God keeps His promises? Why?**
- **What does this story teach us about God?**
- **How has God been faithful and good to you or your family?**
- **What is a promise God has made to us?**

God always keeps His promises. We can follow Him faithfully because we know He will always do what He says. God is faithful and good. Let's talk to Him in prayer.

Invite kids to share prayer requests and praises and to pray for each other. Some kids may not be comfortable praying out loud. That's OK! Encourage them to pray silently and thank God for being faithful and good, and for keeping His promises. God hears all our prayers!

## Craft: God Is Faithful Clocks

**SUPPLIES:** cardstock, scissors (prep only), paper plates (1 per kid), brass brad fasteners or paper clips (1 per kid), coloring utensils

**Wonder Ink RESOURCES:** God Is Faithful Clock Sheet (1 per kid)

Ahead of time, print a copy of the God Is Faithful Clock Sheet onto cardstock for each kid. Cut out the arrows. Set out paper plates and brass brads or paper clips. Use the brass brads or paper clips to create arrows (two for each kid; one of each color).



**Leader Tip:** Remind kids who the faithful followers were from Hebrews 11 and encourage kids to tell you a summary of each person's story, if they can remember.

Let's remember the faithful followers we learned about today in God's big story.

- **Noah built a big boat called an ark, even before it started raining—because God told him to.**
- **Abraham and Sarah trusted God to give them a family.**
- **Moses led God's people to walk through the sea—because he believed God would save them.**
- **Rahab was brave and helped keep two of God's people safe because she had faith.**
- **Gideon led God's people to win over an enemy.**
- **Samuel listened to God and shared His messages.**
- **David was the king of Israel who trusted and worshiped God.**



In God's big story today, we learned about faithful followers of God. These people trusted God to keep His promises. God was faithful and good, and always did what He said He would do. But many of them had to wait a long time! Even when we wait for God's promises to happen, He is good and faithful all the time. We can trust Him. Using the clock, move the arrows so it shows one o'clock. Demonstrate for kids what one o'clock looks like. They may not know how to tell time on a clock yet, but that's OK! **God is good all the time! He is good at one o'clock, two o'clock, three o'clock, and every other time of the day. When I move the arrows to a time on the clock, you say, "God is faithful and good!"** Move the arrows and encourage the kids to say the Wonder Truth. Then give them their own clocks to decorate using colored pencils.

Invite kids to color the clocks. Use the brass brads to attach one long arrow and one short arrow to the center of the clock by pressing the brad through the ends of the arrows into the center of the plate. Open the brad so it will stay attached to the paper clock.

**Take your clocks home to remind you to wait patiently for God to keep His promises and also to remind you that God is always good and faithful, all the time!**

## Game: Persevering When It's Hard

Encourage kids to spread out around the room. Be sure they keep space between them.

**I'm going to give you some active challenges. You might get tired, but try to keep doing the challenges until I say, "Stop!" After each challenge, we'll repeat today's Wonder Truth together: God is faithful and good. We're learning about people whose faith (or trust) in God persevered even when it was hard. Persevere means to stay strong and not give up. Let's see if you can persevere when you get tired!**

Active challenges can include the following (or feel free to make up your own). Allow kids to do each for about ten seconds, or until they get a little tired, then say, "Stop!"

- Jump up and down.
- Run in place as fast as you can.
- Do superhero leg kicks.
- Do arm circles.
- Stand on one foot.
- Do jumping jacks.
- March in place.
- Give high fives to as many people as you can.

**Make It Inclusive:** For kids who aren't physically able to (or don't want to) complete the physical challenges, give them other options, such as singing a song, clapping their hands, or pointing to the sky.

**Sometimes waiting and staying strong with faith can be hard, but the faithful followers in God's big story knew God is faithful and good! They knew He would keep His promises. The God who was faithful and good to Noah, Moses, Abraham, Sarah, Rahab, Gideon, Samuel, and David is the same God who is faithful and good to you and me. If you believe that, your faith in God is as big as the heroes of faith in today's story!**

## Large Group or Small Group

Create space for God to remind kids they are known, loved, led, and their lives can tell of God's wonder.

### LESSON AT A GLANCE

**WONDER TRUTH:** God Is Faithful and Good

**SCRIPTURE:** Hebrews 11

**WORD OF WONDER:** Galatians 5:22–23a

## Responding in Worship: Glowing Faith

**SUPPLIES:** glow sticks (1 per kid), glow-in-the-dark stars (optional)

**Wonder Ink RESOURCES:** songs from the [Be Like Jesus Elementary Spotify playlist](#)

Today we learned from the book of Hebrews about Abraham and other people in God's story who lived by faith. We learned that "Faith is being sure of what we hope for. It is being sure of what we do not see" (Hebrews 11:1). To have faith is to trust with our hearts; this trust is shown through our actions. The people mentioned in Hebrews 11 had trust that God would do what He said He would do, even when they couldn't see it yet. Hold up an unbroken (or bent) glow stick. We can't see it yet, but this glow stick can make a beautiful light. We can trust that it will shine. Let's think about what it means to trust God and live by faith, even when we can't see God's promises yet, as we pray while holding a glow stick.

Invite each kid to take a glow stick and wait until you say, "now" to break (or bend) it. Younger kids may need help. Then dim the lights and let them hold up their glow stick. Play a song from the [Be Like Jesus Elementary Spotify playlist](#) and encourage the kids to pray and thank God for His faithfulness and goodness. If you have glow-in-the-dark stars, you can let the kids use the stars to make constellations and shapes as they pray and thank God with the lights dimmed.

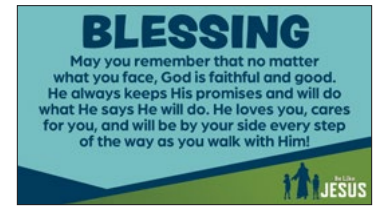
Think of one way God has been faithful and good to you. Maybe it's forgiving your sins, loving you, giving you a wonderful family, healing you when you were sick, or helping you when you needed help. God is faithful and good, and even when it's hard for us to see, we can live by faith and trust Him. Hold up your glow stick as you pray and thank God. Invite the kids to take home their glow sticks as a reminder that they can have strong faith in God.

## Blessing Your Kids

**Wonder Ink RESOURCES:** Faith Blessing Slide

Display the Faith Blessing Slide. Speak this blessing over your kids, as a group or as individuals. If you bless kids individually, insert each name into the blessing.

**Blessing:** May you remember that no matter what you face, God is faithful and good. He always keeps His promises and will do what He says He will do. He loves you, cares for you, and will be by your side every step of the way as you walk with Him!



## Closing Activity: Faithful Follower Relay

**SUPPLIES:** scissors (prep only), blindfolds (1 per kid, optional)

**Wonder Ink RESOURCES:** Faithful Follower Cards (1 per 2 kids)

Ahead of time, print a set of the Faithful Follower Cards for each pair of kids and cut apart the cards. Clear a space in the room.

**We're learning about people who trusted God and had faith in Him, even when they couldn't see what He was doing. Let's have a relay race to put each Faithful Follower Card on the other side of the room, but you have to do it without looking!** Invite the kids to choose a partner and give each pair a set of faithful follower cards. **You'll have to get all four cards to the other side of the room** (point to a designated spot) **without looking.** You can use a blindfold, close your eyes, or walk backwards while holding the cards. Your partner can help you by leading you with his hands or voice. **When you get one card to the spot, go back to the other cards and switch with your partner. When your team gets all four cards to the spot, tell each other one way each person showed faith in God or one thing God did for each person on the cards.**

