

LESSON 1 FRUIT OF THE SPIRIT

LESSON AT A GLANCE

WONDER TRUTH: God Helps Us Be Like Jesus

SCRIPTURE: Galatians 5


GOD'S BIG STORY: Paul writes about the qualities, or spiritual fruit, that develop in us as we follow Jesus and are filled with the Holy Spirit. As the fruit of the Spirit grow in us, we become more like Jesus!

WORD OF WONDER: But the fruit of the Spirit is love, joy, peace, patience, kindness, goodness, faithfulness, gentleness, and self-control. —Galatians 5:22–23a (ISV)

CURIOSITY 15 minutes • Large Group or Small Group

Hands-on activities to spark curiosity and get kids thinking about the wonder of God

- Welcome Question: What is a fruit that grows on a tree or vine?
- Curiosity Questions
- Curiosity Activity: To Float or Not to Float ...
- Declaring God's Wonder



BELIEF 25–35 minutes • Large Group

An interactive dive into Scripture that guides kids into knowing God, exploring His big story, and marveling at His wonder

- Prayer of Invitation and Worship
- God's Big Story
- Connecting the Wonder Truth
- Word of Wonder: Galatians 5:22–23a

FAITH 15 minutes • Small Group

An intentional conversation that helps kids see the wonder of God's story and how it connects to their own

- Discussion Questions
- Craft: Fruit Stamping
- Game: Banana Tag

IDENTITY 10 minutes • Large Group or Small Group

An interactive worship response activity that creates space for God to remind kids that they are known, loved, led, and their lives can tell of God's wonder

- Responding in Worship: Growing God's Fruit
- Blessing Your Kids
- Closing Game: Fruit Scavenger Hunt

Wonder@Home™

Designed for families to engage in the wonder of God together at home. This resource includes a video, worship playlists, activities, and more!

INVITATION

We invite you to pause, listen, and shift your gaze toward the Father ...

LESSON AT A GLANCE

WONDER TRUTH: God Helps Us Be Like Jesus

SCRIPTURE: Galatians 5

WORD OF WONDER: Galatians 5:22–23a

I recently watched a documentary about a religious cult that told people they had to earn their way to heaven through perfect obedience. The burden and fear of falling short was overwhelming for those under these teachings. Have you ever felt pressure to earn God’s approval?

If you take a moment to read Galatians 5:16–25, you get a beautiful challenge and a relieving truth. Yes, God wants us to be like Jesus, to live in a way that honors Him, and to do our best to show others who He is. And yet, God doesn’t expect us to do it on our own—to work painfully and fearfully to achieve perfection. Instead, God invites us to live by the Holy Spirit, walking with Him as He teaches us and grows His fruit in us. As we’re filled with the Spirit, we’re set free from slavery to sin, and we’re welcomed into love, joy, peace, patience, kindness, goodness, faithfulness, gentleness, and self-control. We become like Jesus as He shapes us through the power of His Holy Spirit.

In which area of your life do you need to see the fruit of the Spirit’s work?

As you prepare to guide kids through this lesson, pray that the Holy Spirit will be working in you and in them, reminding you that He is the One who helps us to be like Jesus through His grace in our lives.

—Denise Morris Snyder

Spiritual Formation Pastor

Contributor to Wonder Ink

DID YOU KNOW?

FOUNDATION BUILDING BLOCKS

WHO?

Paul wrote the letter to the Galatians. Before Paul gave his life to Jesus, he believed that Jews—and anyone who wanted to be part of God’s family—had to obey all the Old Testament laws, including rules about food, holy days, and the Sabbath.

WHAT?

In Galatians 5, Paul argues that the Holy Spirit, not the Old Testament law, helps us become more like Jesus. By following the Holy Spirit’s guidance and living by the Spirit’s power, we will live in ways that fulfill the laws regardless.

WHERE?

Paul wrote Galatians to churches in the Roman province of Galatia, which is in modern-day Turkey.

WHEN?

Paul probably wrote the letter to the Galatians around AD 48, a relatively short time after he planted churches there.

CONNECTING TO GOD’S BIG STORY:

During the Old Testament, God gave His people laws, or guidelines, to love Him and live well. But no one could follow the law perfectly on their own. When Jesus came, He fulfilled the law! Now we can follow the Holy Spirit, who helps us grow to be more like Jesus.

Large Group or Small Group

Spark curiosity and get kids thinking about the wonder of God.

LESSON AT A GLANCE

WONDER TRUTH: God Helps Us Be Like Jesus

SCRIPTURE: Galatians 5

WORD OF WONDER: Galatians 5:22–23a

Series Bumper and Countdown Videos

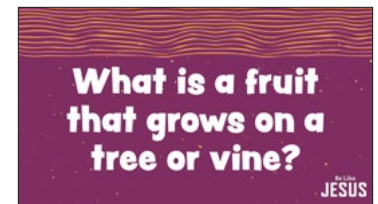
Choose between the [Be Like Jesus Series Bumper Video](#) and [Countdown Videos](#) to introduce the kids to the series.

Welcome Question

SUPPLIES: paper, coloring utensils, whiteboard (optional), dry-erase marker (optional)

Wonder Ink RESOURCES: Fruit Welcome Question Slide

Before kids arrive, display the Fruit Welcome Question Slide or write the following question on a whiteboard: “What is a fruit that grows on a tree or vine?” Set out sheets of paper and coloring utensils.



Leader Tip: Consider bringing fresh fruit for kids to sample as they discuss the Welcome Question. Just be aware of any food allergies among your kids and volunteers.

As kids arrive ...

Greet kids by name as they arrive and point out the question on the screen. You may need to read the question to younger kids. Encourage kids to think about and draw different fruits they have seen that grow on trees or vines. Invite them to share stories about picking fresh fruit from an orchard or farm, or even in the wild!

At your start time ...

Welcome all the kids and invite several to share their answers to the Welcome Question: What is a fruit that grows on a tree or vine?

Freshly picked fruit is the best! If the tree or vine that the fruit is growing on is healthy and connected to the roots, it will produce a lot of delicious fruit. If it gets cut down or dies, it won't produce delicious fruit. Today we're going to learn about how we can produce a different kind of fruit when we're connected to God. But first, it's time to be curious!

Curiosity Questions

Ask the following “I’m curious” questions. Say, “I’m curious ...” before each question and give kids a chance to think about and answer each one.

I’m curious ...

- What is your favorite fruit? What is a fruit you don’t like?
- What are some things about Jesus that you admire? What are some ways that you want to be more like Jesus?

Curiosity Activity: To Float or Not to Float ...

SUPPLIES: whole oranges (2, 1 peeled and 1 unpeeled), large clear bowls or vases (2), water, mandarin oranges (optional, 1 per kid), napkins (optional, 1 per kid)

Wonder Ink RESOURCES: To Float or Not to Float Slide, Fruit Wonder Truth Slide

Allergy Caution: This activity includes possible food allergens!

Ahead of time, peel one orange. Leave the other orange unpeeled. Fill the two bowls or vases with water and set them on opposite ends of the room.

Display the To Float or Not to Float Slide and gather the kids. Hold up both

oranges for the kids to see. **Which orange do you think will float when we drop it into water? When I say, “Go,” you’ll move to this side of the room if you think the orange without a peel will float.** Hold up the

peeled orange and point to the bowl or vase filled with water at one end

of the room. **If you think the orange with a peel will float, you’ll move**

to this side of the room. Hold up the unpeeled orange and point to the bowl or vase on the other end

of the room. **If you think both oranges will float, you’ll stand in the center of the room.** Demonstrate

by standing in the center of the room. **If you don’t think either of the oranges will float, you’ll sit on the floor in the center of the room.** If you’re able, sit down in the center of the room to demonstrate.

Any questions? If needed, remind kids where to go based on their predictions. **Ready, set, go!** Give

kids time to move. **Alright, let’s test your predictions.** Bring the peeled orange to the group that thinks

the orange without a peel will float. Invite one of the kids to drop it gently into the bowl or vase of

water, being careful not to splash water, while everyone watches. It will sink to the bottom. Next, bring

the unpeeled orange to the group of kids who think it’ll float. Invite one of the kids to drop it gently into

the bowl or vase of water, being careful not to splash water, while everyone watches. It should float!

Wow! We have our answer. The orange with its peel still on floated while the orange without a

peel sunk to the bottom! Why do you think that happened? Allow kids to share their ideas. **Great**

thinking! The reason the orange with the peel floated has to do with density. The peel has pockets

of air in it, and air is light, so it floats. In the same way, no matter how hard you try to float in

water after you have just exhaled the air out of your lungs, you’ll slowly sink. But if you try to float

after taking and holding a big breath, your lungs will be full of air, and you’ll float!

If you have mandarin oranges for each kid, serve them now for kids to enjoy as you introduce the Wonder Truth.



We can try to become like Jesus on our own, but no matter how hard we try, we'll always fail at some point. The only way we can truly become like Jesus is by letting God do the work inside of us. Display the Fruit Wonder Truth Slide. **We're going to discover today that the fruit of the Spirit is the work that God does inside of us. When we follow God and walk with Him, His Holy Spirit is all around us and in us, and we'll rise to the top just like the orange with the peel. With God's help, we'll become more like Jesus. Today's Wonder Truth is **GOD HELPS US BE LIKE JESUS.****



Declaring God's Wonder

Wonder Ink RESOURCES: Declaration [Video](#) or Slide (optional)

Show the Declaration [Video](#) or Slide and encourage the kids to say the statements and do the motions with you.

Thank You, God, that You made me! (Kids repeat words and motions.)

Make prayer hands, then point up to God and to yourself.

And I am Your kid! (Kids repeat words and motions.)

Put your hands on your hips.

Jesus loves me so much; (Kids repeat words and motions.)

Spread your arms out wide to your side one at a time, then pull them in for a hug around your chest.

His love for me is big. (Kids repeat words and motions.)

Hold your arms up high and wide above your head.

The Holy Spirit leads me, (Kids repeat words and motions.)

Bring your arms down from above and make a path in front of you.

And I can follow You. (Kids repeat words and motions.)

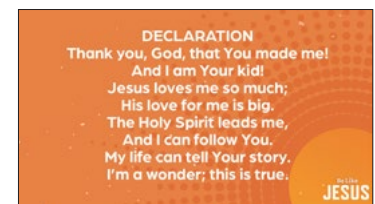
March in place like you're following the leader.

My life can tell Your story. (Kids repeat words and motions.)

Hold your hands in front of you like an open book.

I'm a wonder; this is true. (Kids repeat words and motions.)

Put your hands up, shake your fingers, and celebrate ("praise hands").



Large Group

Guide kids into knowing God, exploring His big story, and marveling at His wonder.

LESSON AT A GLANCE

WONDER TRUTH: God Helps Us Be Like Jesus

SCRIPTURE: Galatians 5

WORD OF WONDER: Galatians 5:22–23a

Prayer of Invitation

Lead kids in a prayer of invitation before entering into worship and God's big story: **God, thank You for each kid here today. Thanks for giving us Your Word to teach us more about You and how we can become more like You. May Your Holy Spirit open our hearts and minds to hear from You now. In Jesus' name, Amen.**

Worship

Wonder Ink RESOURCES: songs from the [Be Like Jesus Elementary Spotify playlist](#)

God gives the Holy Spirit—His powerful, wise, and loving presence—to everyone who follows Jesus! Today we'll hear about how God helps us be like Jesus through the Holy Spirit in us.

Let's praise God through music! Play songs from the [Be Like Jesus Elementary Spotify playlist](#) and encourage the kids to sing and dance as they praise God.

God's Big Story

Bible Time Rhyme

Say the Bible time rhyme (with motions) each week before the Bible story to remind kids that what they're about to hear is part of God's big story.

I open my Bible, and what do I see? (Hands together then opening palms up, like opening a book.)

God's big story, waiting for me! (Point to yourself.)

Let's hear part of God's big story, which comes from Galatians in the New Testament of the Bible.

Read the God's Big Story Script provided or read Galatians 5:16–18, 22–23, 25 from the Bible.

GOD'S BIG STORY SCRIPT

SUPPLIES: Bible, blank paper (9 sheets), envelopes (9), pen or marker

Wonder Ink RESOURCES: God's Big Story Video ([Early Childhood](#) or [Elementary](#))

Ahead of time, place nine blank sheets of paper into separate envelopes.

Jesus went to heaven and sent the Holy Spirit to His followers. The Holy Spirit is God’s powerful, wise, and loving presence. The Holy Spirit helped His followers share the love and good news of Jesus with others. Many more people began to follow Jesus!

A man named Paul did not like followers of Jesus. Paul even hurt Jesus’ followers. But one day, after Jesus went to heaven, Jesus spoke to Paul! Paul chose to trust and follow Jesus! God changed Paul’s life. So Paul traveled and told others about Jesus!

Paul started churches in many places he visited. Paul wrote letters to those churches to help them. His letters told them how to grow closer to God and become more like Jesus. Hold up the envelopes. Pull out a sheet of paper and pretend to write a letter on it. Then put it back in the envelope.

One letter Paul wrote was to the church in Galatia. In this letter, Paul told the people that they can’t become like Jesus just by following rules. Paul said that everyone sins. Sins are the wrong things we say, think, and do.

Sometimes, this can feel like a tug-of-war inside us. One part wants to do the wrong thing. The other part wants to do things God’s way. These two parts fight like opposites! But God helps us choose His way and be like Jesus. God gives the Holy Spirit to everyone who trusts in Jesus. The Spirit is God. The Holy Spirit lives in us and helps us. The Holy Spirit guides us in how to live and act.

When we don’t listen to the Holy Spirit, we might do things we should not do. When we sin, it makes God sad, and it can hurt others too. As you name each fruit of the Spirit, invite a kid to come up and open an envelope. Open the paper and use a pen or marker to write the name of each fruit of the Spirit. **But when we let the Holy Spirit lead us, we have more love, joy, peace, patience, kindness, goodness, faithfulness, gentleness, and self-control. These are the “fruit of the Spirit.”**

The Holy Spirit helps us grow these fruits. The Holy Spirit in us is like a gardener who plants and waters seeds that grow into beautiful fruit trees.

Leader Tip: For older kids, you can give each kid a paper and marker (or whiteboard and dry-erase marker) to allow them to draw each picture as you talk about each of the fruits of the Spirit.

The Holy Spirit helps us love God and others. Hold up the paper that says, “love.” Even kids who can’t read can still look at the paper and the word. You can also draw a heart on it. **The Holy Spirit helps us have joy, which is deep happiness, instead of wanting things only for ourselves.** Hold up the paper that says, “joy.” You can draw a smiley face on the paper. **The Holy Spirit helps us have peace in our hearts and peace with others, so we aren’t worried and don’t fight.** Hold up the paper that says, “peace.” You can draw two stick figures next to each other, showing “peace” with one another. **The Holy Spirit helps us be patient and kind to others, rather than being angry when things don’t go our way.** Hold up the “patience” and “kindness” papers. You can draw a clock to represent patience and a flower that we might give to someone to show kindness.

The Holy Spirit helps us do good things and be faithful. Hold up the “goodness” and “faithfulness” papers. You can draw a “thumbs-up” to represent goodness and praying hands or a Bible to represent faithfulness. **The Holy Spirit helps us be gentle in how we talk to and treat others.** Hold up the “gentleness” paper. You can draw a baby or baby item (such as pacifier) to represent gentleness, like we show when we hold a baby. **The Holy Spirit helps us have self-control.** Hold up the “self-control”

paper. You can draw a hand (or trace your own hand) to represent self-control. **Self-control is when we stop ourselves from doing something we should not do. So we do the right thing instead. This is how God wants us to live!**

When the Holy Spirit lives in us, the Holy Spirit can make us more and more like Jesus. The Holy Spirit can help us say, “no” to sin and “yes” to living God’s way. Because the Spirit is in us, God helps us be like Jesus.

GOD’S BIG STORY VIDEO (EARLY CHILDHOOD OR ELEMENTARY)



Connecting the Wonder Truth

Wonder Ink RESOURCES: Fruit Wonder Truth Slide

Display the Fruit Wonder Truth Slide. **Our Wonder Truth today is GOD HELPS US BE LIKE JESUS. Where did you see our Wonder Truth in action in the story?** Allow kids to answer freely.



During the Old Testament, God gave His people laws, or guidelines, to love Him and be a part of His family. But no one could follow the law perfectly on their own. When Jesus came, He fulfilled the law! Now when we follow Jesus, we’re part of God’s family! And instead of trying hard on our own, we can follow the Holy Spirit, who helps us grow to be more like Jesus.

Word of Wonder

SUPPLIES: Bible, toy or real sturdy fruit (such as orange), scissors (prep only), ball or beanbag (optional)

Wonder Ink RESOURCES: Fruit Verse Cards, Be Like Jesus Word of Wonder Slide or [Video](#) (optional)

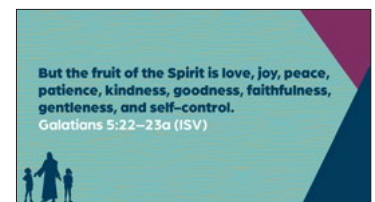
WORD OF WONDER

The fruit of the Spirit is love, joy, peace, patience, kindness, goodness, faithfulness, gentleness, and self-control.

—Galatians 5:22–23a (ISV)

Ahead of time, print and cut the Fruit Verse Cards. Display the Word of Wonder Slide or [Video](#), if using. **Our Word of Wonder for the Be Like Jesus series is Galatians 5:22–23a. Let’s practice saying the Word of Wonder together.** Practice the verse with the kids.

Our Word of Wonder is in the same part of the Bible as our God’s big



story for today. It's in the book of Galatians. Open your Bible to show the kids where it's found. Encourage kids to say it with you several times. Lay the cards on the ground a few feet away from the kids. Some of the cards will be blank and some will have fruit on them. Spread them out and mix them up.



That's a lot of fruit! To help us remember this verse and help us remember how the Holy Spirit grows this fruit in us, let's toss (or roll) a fruit gently onto some cards. If it lands on a blank card, pass the fruit to someone else. If it lands on a fruit card, stop and say the verse. If you need help, we can all say it together. Give one kid a sturdy fruit or toy fruit (or you can simply pretend that a ball or beanbag is a fruit, if you don't have fruit available), and invite the kid to toss or roll the fruit toward the cards. If it lands on a blank card, let another kid have a turn. If it lands on a fruit card, encourage the child to say the verse.

Encourage the kids to do the motions and say the verse with you.

- **THE FRUIT OF THE SPIRIT IS**—Draw a large “S” into the air.
- **LOVE**,—Pat your hands on your heart.
- **JOY**,—Put your arms up as if celebrating.
- **PEACE**,—Place palms together by cheek and ear to indicate “sleep.”
- **PATIENCE**,—Point to a pretend watch on your wrist.
- **KINDNESS**,—Pretend to give someone a hug.
- **GOODNESS**,—Make a thumbs-up.
- **FAITHFULNESS**,—Make two fists and start with the right fist on top, hitting the left fist, then switch and pound the left fist on top of the right.
- **GENTLENESS**,—Pretend to gently rock a baby.
- **AND SELF-CONTROL**,—Point to yourself with your thumbs.
- **GALATIANS 5:22–23a**—Hold your hands together as if opening a book.

Gather kids to discuss these questions:

- **What is the fruit of the Spirit?** (the good qualities the Holy Spirit grows in us when we trust in Jesus)
- **How does the Holy Spirit come to live in us?** (When we trust in Jesus and follow Him, the Holy Spirit comes to live in us and changes us.)

Small Group

Help kids see the wonder of God's story and how it connects to their own story.

LESSON AT A GLANCE

WONDER TRUTH: God Helps Us Be Like Jesus

SCRIPTURE: Galatians 5

WORD OF WONDER: Galatians 5:22–23a

Discussion Questions

SUPPLIES: scissors (prep only), beanbag

Wonder Ink RESOURCES: Fruit Cards

Ahead of time, print and cut the Fruit Cards. Lay them face down on the floor and gather the kids around them.

God helps us choose His way and be like Jesus. God gives the Holy Spirit to everyone who trusts in Jesus. The Holy Spirit lives in us and helps and guides us. When the Holy Spirit lives in us, the Holy Spirit can make us more and more like Jesus in what we want and how we act. The Holy Spirit can help us say “no” to sin and “yes” to living God’s way. Because the Spirit is in us, God helps us be like Jesus. We’ll play a game where we take turns tossing a beanbag onto a card. You can turn over the card your beanbag lands on, and I’ll ask you a question that goes with the fruit on that card.

Let the kids take turns tossing the beanbag onto the cards and answering the corresponding question. It’s OK if the questions are asked more than once.



DISCUSSION QUESTIONS

- **Lemon**—Can you name one of the fruits of the Spirit? (love, joy, peace, patience, kindness, goodness, faithfulness, gentleness, and self-control)
- **Apple**—What does the Holy Spirit do for us and in us? (The Holy Spirit lives in us and helps and guides us; changes us and makes us new; makes us like Jesus; helps us obey God and not choose sin.)
- **Strawberry**—Do you think it’s hard to do all of these things (the fruits of the Spirit) on our own, without God’s help? Should we just try hard to do all of them? Why?
- **Banana**—Share an example of a way you could show love and kindness.
- **Grapes**—Share an example of a way you could show patience or self-control.
- **Orange**—Share an example of a way you could show goodness or faithfulness.

We don’t have to just try harder to be all these things! That’s good news! God gives us the Holy Spirit to help us. It’s what the Holy Spirit does in us when we trust in Him! Let’s pray and thank God for giving us His Holy Spirit and for changing us to be more like Jesus.

Ask if any kids have prayer requests or praises to share and lead them in a prayer time.

Craft: Fruit Stamping

SUPPLIES: sturdy fruit such as apples, oranges, pears, grapefruit, lemons; paring knife (prep only); small spoon or scoop; paper plates; washable paints (various colors); paper or cardstock (1 sheet per kid)

Allergy Caution: This activity includes possible food allergens!

Before kids do this activity, cut a few different fruits in half so the kids can see seeds and shapes inside. If stamping with citrus, scoop out the thick fruit pieces inside the rind to keep paint from getting too watery.

When we let the Holy Spirit lead us, we have more love, joy, peace, patience, kindness, goodness, faithfulness, gentleness, and self-control. These are called the “fruit of the Spirit.” The Holy Spirit helps us grow these fruits. The Holy Spirit in us is like a gardener who plants and waters seeds that grow into beautiful fruit trees. Let’s do a craft with fruit to help us remember what the Holy Spirit does in us.



Hold up a fruit. **What did you notice about the inside of the fruit?** You may want to point out unique things like the seeds in the apples. **How is the inside of fruit different than the outside? What helps fruit grow? How can you “grow” and change to be more like Jesus?** Allow the kids to respond.

Spread paint on the plates, one plate per color. Invite kids to dip the fruit pieces into the paint and then “stamp” the shapes on the paper.

You can let your pictures dry and then take them home to remind you of the fruit of the Spirit. When we trust Jesus as our Savior, the Holy Spirit comes to live inside us and makes us like Jesus.

Game: Banana Tag

Bananas are a delicious fruit that grow on trees. Sometimes it takes time for fruit to grow and the same happens with us. When we have the Holy Spirit working in our life, we end up growing good “fruit” that shows what God is doing in our life to make us more like Him.

We’re going to play Banana Tag! I’ll choose one person to be the tagger and that person will run around trying to tag as many kids as possible.

If you’re tagged, you must freeze with your arms up over your head, curved, like a banana. The only way you can be unfrozen and rejoin the game is if another kid comes up and “peels” you by gently pulling your arms down to your sides. Demonstrate how kids should stand when they are tagged and have another leader come up and “peel” you by pulling your arms down to your sides. Allow time for kids to enjoy the game. Give several kids the opportunity to be the tagger.

Leader Tip: If the group is large, designate two kids to be “It” tagging others. If the taggers get tired from running, call out other kids to join in tagging.

Large Group or Small Group

Create space for God to remind kids they are known, loved, led, and their lives can tell of God's wonder.

LESSON AT A GLANCE

WONDER TRUTH: God Helps Us Be Like Jesus

SCRIPTURE: Galatians 5

WORD OF WONDER: Galatians 5:22–23a

Responding in Worship: Growing God's Fruit

SUPPLIES: tables (1 or more), green or brown play dough (several containers), multiple colors of play dough (1 container per 1–2 kids), plastic placemats (optional, 1 per kid)

Wonder Ink RESOURCES: Growing God's Fruit Slide, Fruit of the Spirit Slides, "Because of Your Love" from the [Be Like Jesus Elementary Spotify playlist](#)

Ahead of time, place a table at the front of the room where you can sit or stand as you make a vine out of play dough and talk to the kids.

Display the Growing God's Fruit Slide and gather the kids. Take out the green or brown play dough and begin forming it into a long, thick vine at the table as you talk to the kids: **Today we heard in God's big story about**

different types of spiritual fruit that the Holy Spirit creates in us. Let's list them together. Allow kids to shout out the fruit of the Spirit together: love, joy, peace, patience, kindness, goodness, faithfulness, gentleness, and self-control. **Some of these remind me of actual fruit. Let's see if you feel the same way!**

Display the first of the Fruit of the Spirit Slides and point to each fruit as you talk about it: **Do you know what these delicious red strawberries remind me of?** Allow kids to answer. **Yes, love!**

How many of you think watermelon is absolutely delicious? Pause for kids to respond. **Me, too! I feel joy when I eat watermelon!**

Have you ever picked blueberries? Pause for kids to respond. **Picking blueberries takes a long time—the berries are so small! So, it takes a lot of patience!**

Does anyone know what an apple symbolizes in China? Pause for kids to answer. **Yes! An apple symbolizes peace. And in other cultures, pineapples are often a sign of kindness.**

Display the second of the Fruit of the Spirit Slides and continue pointing to the different fruits as you talk about them: **Let's look at a few more. In the Bible, grapes often symbolize the good ways God provides for His people, and they remind me of goodness!**



Why do you think a pear tree reminds me of faithfulness? Allow kids to guess. **Great ideas! A pear tree reminds me of faithfulness because it takes a very long time to grow, so you can't give up on it. To be faithful means sticking with someone or something no matter what!**

Has anyone ever picked raspberries? Allow kids to share. **Raspberries are very delicate and can be squished easily, so it's important to be gentle with them. That's why they remind me of gentleness! And can you guess why blackberries remind me of self-control?** Pause for kids to share their guesses. **Blackberry bushes have big thorns on them, so you must be careful and use self-control when picking them so that you don't get hurt.**

Display the third of the Fruit of the Spirit Slides and set out play dough for all the kids. Consider having kids work at tables or on plastic placemats. **For the next few minutes, I invite you to take your play dough and create one or more fruits that remind you of the fruit of the Spirit from God's big story. You can create the fruit shown on the screen or a different fruit. If there is a fruit of the Spirit you want God to help produce more of in you, create a fruit that reminds you of it.** Give kids several minutes to create fruit. Consider playing music from the [Be Like Jesus Elementary Spotify playlist](#) as they work.

After a few minutes, admire the kids' creations as you continue: **Jesus is the perfect example of all the fruit of the Spirit. We can be like Jesus too, but we can't do it on our own. If you have an apple tree growing in your yard and you cut a branch off from it, what happens to the branch?** Pause for kids to answer. **Yes! That branch won't produce any fruit. It must be connected to the vine or the tree to produce fruit.**

In the same way, for us to produce the fruit of the Spirit and to be like Jesus, we must be connected to Jesus. What are some ways you can connect with Jesus? Allow kids time to share honestly. **Every person is unique, and the ways we connect with God can be different! I love hearing how you connect with Jesus! Some of us connect through worship—singing, dancing, and praising God! We can connect by talking with Jesus in prayer and by reading the Bible and hearing God's amazing big story! We can connect with God at church, at home, and when we're around people who love Jesus and are becoming like Him! As we connect with God, He produces the fruit of the Spirit in us. And, little by little, we start to walk, talk, and act like Jesus.**

Point to the play dough vine on the table at the front of the room. **Let's spend some time connecting with Jesus as we attach our play dough fruit to this vine. I'll play some worship music, and when you're ready, you can bring your fruit to the front and connect it to the vine. As you do, you can talk with Jesus in prayer or worship Him through singing or dancing.** Play "Because of Your Love" from the [Be Like Jesus Elementary Spotify playlist](#) as kids attach their play dough fruit to the vine and worship.

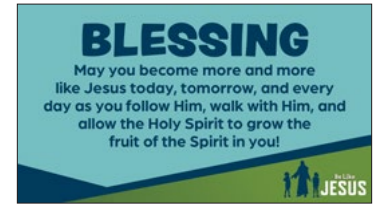
Make It Inclusive: Some children may not enjoy the texture of play dough, including those with sensory sensitivities. Provide alternatives like construction paper, kid-safe scissors, and coloring utensils so kids can create paper fruit if they prefer.

Blessing Your Kids

Wonder Ink RESOURCES: Fruit Blessing Slide

Display the Fruit Blessing Slide. Speak this blessing over your kids, as a group or as individuals. If you bless kids individually, insert each name into the blessing.

Blessing: May you become more and more like Jesus today, tomorrow, and every day as you follow Him, walk with Him, and allow the Holy Spirit to grow the fruit of the Spirit in you!



Closing Activity: Fruit Scavenger Hunt

SUPPLIES: scissors (prep only), small baskets (1 per 4–6 kids), timer, laminator (optional)

Wonder Ink RESOURCES: Fruit Cards

Ahead of time, print the Fruit Cards (if you haven't already for the Circle Time activity), cut out the fruit shapes, and hide them around the room. If you have a large group, print each page two or three times and use other available spaces to hide the fruit. To make the cards sturdier, you can laminate the shapes before you cut them out.

Put kids in groups of 4–6 and give each group a basket. **We're going to do a scavenger hunt for fruit to fill a fruit basket! When I say, "Go," you're going to have a couple of minutes to find as many pieces of fruit as you can. You must stay with your group and work together!**



Leader Tip: If you have a small group, allow kids to do this activity individually instead of as a group.

Set a timer for 1–2 minutes and encourage kids to find as many fruit shapes as they can. Help younger kids if they're struggling. You may have to give hints if kids can't find some. When the time is up or when the kids have found all the fruit, have them come together and dump out their fruit.

Good job finding all the fruit! Let's look at what you found. Have the kids name each fruit that they found. If there's still time left, kids can take turns hiding the fruit for each other and have another scavenger hunt.