

## LESSON 5

# PETER AND CORNELIUS

### LESSON AT A GLANCE

**WONDER TRUTH:** The Holy Spirit Is for Everyone Who Believes

**SCRIPTURE:** Acts 10

**GOD'S BIG STORY:** An angel instructs a Roman military official named Cornelius to meet Jesus' disciple Peter. Meanwhile, God shows Peter through a vision that God's Holy Spirit is for everyone—Jews and non-Jews—preparing Peter to meet Cornelius.

**WORD OF WONDER:** But you will receive power when the Holy Spirit comes on you. Then you will tell people about me in Jerusalem, and in all Judea and Samaria. And you will even tell other people about me from one end of the earth to the other. —Acts 1:8

### CURIOSITY 15 minutes • Large Group or Small Group

Hands-on activities to spark curiosity and get kids thinking about the wonder of God

- Welcome Question: What is your favorite food? What is your least favorite food?
- Curiosity Questions
- Elementary Interactive Game: Healthy or Not?
- Preteen Interactive Game: Continent Corners
- Declaring God's Wonder



### BELIEF 25–35 minutes • Large Group

An interactive dive into Scripture that guides kids into knowing God, exploring His big story, and marveling at His wonder

- Prayer of Invitation and Worship
- God's Big Story: Hear It, Watch It, Experience It!
- Connecting the Wonder Truth
- In Awe of God's Wonder

### FAITH 15 minutes • Small Group

An intentional conversation that helps kids see the wonder of God's story and how it connects to their own

- Word of Wonder Activity
- Discussion Questions for Elementary Kids and Preteens
- Small Group Prayer Time

### IDENTITY 10 minutes • Large Group or Small Group

An interactive worship response activity that creates space for God to remind kids that they are known, loved, led, and their lives can tell of God's wonder

- Elementary Responding in Worship: Reflect and Create
- Preteen Responding in Worship: Dove Origami
- Blessing Your Kids

## Wonder@Home™

Designed for families to engage in the wonder of God together at home. This resource includes a video, worship playlists, activities, and more!

### INVITATION

We invite you to pause, listen, and shift your gaze toward the Father ...

### LESSON AT A GLANCE

**WONDER TRUTH:** The Holy Spirit Is for Everyone Who Believes

**SCRIPTURE:** Acts 10

**WORD OF WONDER:** Acts 1:8

Most clubs are only for those who qualify.

Good luck swimming in a members-only pool or deciding you're on the city council without being elected. You'll get to the door—and no further.

But the kingdom of God is open to anyone who trusts Jesus because Jesus invites everyone in. That includes you ... me ... and each child who'll hear this lesson.

Read Acts 10:1–5, 9–17, 34–35. See if these passages feel familiar.

Maybe you've run headlong into racism, agism, or some other form of discrimination that made it clear you're on the outside, that you're neither wanted, nor accepted. Perhaps you know what it is to be excluded.

Your kids know the feeling well. They're used to not being tall enough to ride the rollercoaster or not being old enough to sit at the grown-ups' table. Their lives are boxed in because they're not quite ready to do what the bigger kids can do.

But they're not too young to believe in Jesus and receive the Holy Spirit. They're not too short, too weak, or too unschooled to trust God.

It's your privilege to make sure they know the Holy Spirit is for everyone who believes ... even children. Perhaps especially children.

- How do you feel about inviting the kids in your ministry to trust God? Why?
- How would you share your faith story with a child?
- What will you do if a child chooses to follow Jesus because of your leading?

—Mikal Keefer

Ministry Volunteer

Contributor to Wonder Ink

**DID YOU KNOW?**

**FOUNDATION BUILDING BLOCKS**

**WHO?**

Cornelius was an officer in the Roman army and a gentile, or a non-Jew. Although he feared and prayed to God, Jews were suspicious and afraid of associating with him because of his allegiance to Rome. Rome was occupying and exacting taxes from all the surrounding lands.

**WHAT?**

God showed Peter a vision of animals that the Torah (Jewish teaching and law) forbade Jews from eating. Food laws of the Torah (Leviticus 11) made it awkward for Jews and Gentiles to share a meal, but through the symbolism of food, God wanted to show that gentiles can be children of God.

**WHERE?**

The rooms inside most homes were small, lacking many windows, and filled with cooking smoke. For this reason, Peter probably made it a habit to pray on the rooftop while he was visiting a tanner named Simon. He was residing in Joppa, a seaport today called Jaffa.

**WHEN?**

Acts tells how the Christian movement began with Jews in Jerusalem and then spread to include people of all nations. Peter later shares this very experience (Acts 15:7), and as a result, the Jesus-followers in Jerusalem agree that gentiles, not just Jews, can be saved by Jesus.

**CONNECTING TO GOD'S BIG STORY:**

God chose to save the world through Abraham's children, and this happened through Jesus. God didn't intend for just one nation or ethnicity to be His children. Rather, God wants everyone who believes in Jesus to join His family—forever!

Large Group or Small Group

Spark curiosity and get kids thinking about the wonder of God.

#### LESSON AT A GLANCE

**WONDER TRUTH:** The Holy Spirit Is for Everyone Who Believes

**SCRIPTURE:** Acts 10

**WORD OF WONDER:** Acts 1:8

#### Series Bumper and Countdown Videos

Choose between the [Power of the Spirit Series Bumper Video](#) and [Countdown Videos](#) to introduce the kids to the series.

#### Welcome Question

**SUPPLIES:** paper, coloring utensils, whiteboard (optional), dry-erase marker (optional)

**Wonder Ink RESOURCES:** Cornelius Welcome Questions Slide

Before kids arrive, display the Cornelius Welcome Questions Slide or write the following questions on a whiteboard: “What is your favorite food? What is your least favorite food?” Set out paper and coloring utensils.



#### As kids arrive ...

Warmly welcome kids by name as they arrive and show them the Welcome Questions. For younger kids, read the questions to them. Encourage kids to guess each other’s favorite and least favorite foods by giving each other clues. Some kids might draw pictures of their favorite and least favorite foods instead.

#### At your start time ...

Give an enthusiastic welcome to all of the kids! Call on volunteers to answer the Welcome Questions:

**What is your favorite food? What is your least favorite food?**

**Today we’re going to hear about a time God told Peter to eat something that Peter didn’t think he should. Peter discovered something new, and we will too. But first, it’s time to be curious.**

## Curiosity Questions

Ask the following “I’m curious” questions. Say, “I’m curious ...” before each question and give kids a chance to think about and answer each one.

**I’m curious ...**

- **What are some of your family’s favorite foods? Do any of them come from a specific culture or part of the world?**
- **Do you have any friends, neighbors, or family members who are from a different culture or part of the world than you? What new things (like foods, activities, or holidays) from their culture have you tried?**

## Elementary Interactive Game: Healthy or Not?

**SUPPLIES:** masking or painter’s tape

**Wonder Ink RESOURCES:** Healthy or Not? Slides, Cornelius Wonder Truth Slide

Ahead of time, make a line with tape on the floor in the center of the room and decide which side of the line you’ll designate for healthy food and which you’ll designate for not healthy food.

Display the first of the Healthy or Not? Slides, which is a title slide. **We all eat food every day, but I wonder if we would all agree which are healthy foods and which are not. Let’s play a game to see! I’m going to show you a type of food, and after I show it, you’ll decide if it’s healthy or not. Look down at the line on the floor. If you think the food is healthy, you’ll go to this side of the line. Indicate one side of the room.**

**If you think the food is not healthy, you’ll go to this side of the line. Indicate the other side of the room. If you think the food is somewhere in the middle, you can pick a spot on the line that’s not on either side!**

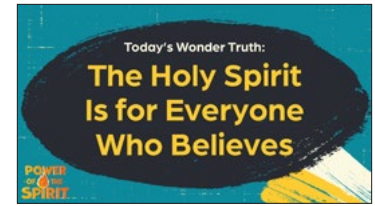


**Make It Inclusive:** This activity can be adapted easily so that kids remain seated. Simply give each kid a red and a green slip of paper. Kids can raise the green slip for healthy food or red for not healthy.

**Leader Tip:** Add more physical activity to this game by giving kids a different way to move each time they decide if something is healthy or not. For example, they could tiptoe, walk in slow motion, and move like a robot or a dancer.

**Let’s give it a try!** Advance to the next slide. **Are apples healthy or not healthy? Go to the side of the room that describes your choice.** Give kids time to move. Then advance to the next slide. Continue through all the slides, giving kids a chance to move to one side of the room or the other each time. For your reference, here is a list of the items pictured on the slides: apples, potato chips, taco, lasagna, cereal, ice cream, and carrot. There are no answers to reveal; simply allow kids to move to wherever they think is appropriate on the line.

Display the Cornelius Wonder Truth Slide. **Everyone doesn't always agree on what is healthy and what is not. That's because food isn't good or bad, or right or wrong, in and of itself; it's just food. (Though based on our bodies' needs, some foods help us feel and function better than others!) In today's part of God's big story, Peter learns not to give anything—food or people—unnecessary labels because God made them all. And because God made all people, He wants a relationship with everyone. Today's Wonder Truth is THE HOLY SPIRIT IS FOR EVERYONE WHO BELIEVES.**



## Preteen Interactive Game: Continent Corners

**SUPPLIES:** paper (7 sheets), permanent marker (prep only), masking or painter's tape  
**Wonder Ink RESOURCES:** Continent Corners Slide, Cornelius Wonder Truth Slide

Ahead of time, make seven signs, one for each continent name: Africa, Antarctica, Asia, Australia, Europe, North America, South America. Tape each of the seven continent signs around the room.

Display the Continent Corners Slide and gather the kids together for the game. **Today we're going to find out what you know about the continents of the world! There are signs posted for each of the seven continents. Point to the signs. I'll give you a clue, and you guess which continent the clue is about. Race to the sign that represents your guess, and we'll find out the right answer together!**



- This continent has the fewest people living on it. (Antarctica)
- This continent has the most people living on it. (Asia)
- This is the smallest continent. (Australia)
- This continent has pink dolphins swimming in one of its rivers. (South America)
- This continent has the most countries. (Africa)
- This continent is where the hot dog was invented. (Europe)
- This continent has the longest known cave system. (North America)
- God loves people on this continent. (Trick question: all of them!)

**Leader Tip:** To make the game a competition, have kids sit down if they go to the wrong sign. Whoever is still standing at the end is the winner!

**Make It Inclusive:** If you have kids that aren't able to run around the room, you can make cards or signs for them to hold up for each continent.

Display the Cornelius Wonder Truth Slide. **You all sure know a lot about different places! Who learned something new in that game?** Invite one or two kids to share what they learned. **There are lots of different kinds of places and people all around the world, and today we're going to find out that Jesus' good news wasn't—and isn't—just for one group of people in one part of the world. God doesn't just give the Holy Spirit to certain people. Today's Wonder Truth is THE HOLY SPIRIT IS FOR EVERYONE WHO BELIEVES.**



## Declaring God's Wonder

**WONDER INK RESOURCES:** Cornelius Declaration Slide

Display the Cornelius Declaration Slide. Read each line boldly and invite kids to repeat after you.

**Thank You, God, that You are good!** (Kids repeat.)

**You made me on purpose, for a purpose.** (Kids repeat.)

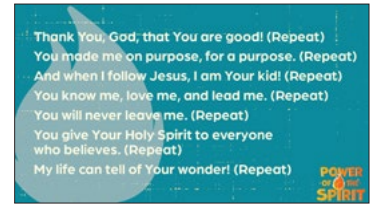
**And when I follow Jesus, I am Your kid!** (Kids repeat.)

**You know me, love me, and lead me.** (Kids repeat.)

**You will never leave me.** (Kids repeat.)

**You give Your Holy Spirit to everyone who believes.** (Kids repeat.)

**My life can tell of Your wonder!** (Kids repeat.)



## LESSON 5 **ELEMENTARY & PRETEEN**

### Large Group

Guide kids into knowing God, exploring His big story, and marveling at His wonder.

### LESSON AT A GLANCE

**WONDER TRUTH:** The Holy Spirit Is for Everyone Who Believes

**SCRIPTURE:** Acts 10

**WORD OF WONDER:** Acts 1:8

### Prayer of Invitation

Lead kids in a prayer of invitation before entering into worship and God's big story: **God, thank You for sending Jesus who loves us with Your amazing love, and thank You for Your Holy Spirit, who You give to everyone who believes in You. Help us to see others the way You see them. And help us hear from You today. In Jesus' name, Amen.**

### Worship

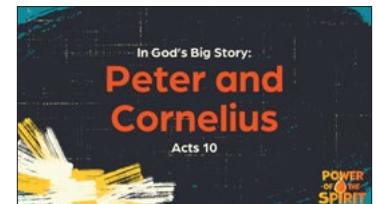
**Wonder Ink RESOURCES:** songs from the [Power of the Spirit Elementary Spotify playlist](#)

Today we'll hear about how God sent the Holy Spirit to everyone who follows Jesus. Let's praise and thank God for the Holy Spirit—His powerful, wise, and loving presence with us! Play songs from the [Power of the Spirit Elementary Spotify playlist](#) and encourage the kids to sing and dance as they praise God.

### God's Big Story

#### Hear It, Watch It, Experience It!

This lesson includes three opportunities for your kids to enter the story—each one reinforces the others! **HEAR** it read directly from the Bible. **WATCH** it in a video. **EXPERIENCE** it through the live script.



**SUPPLIES:** Bibles (1 per kid)

**Wonder Ink RESOURCES:** Cornelius Title Slide, [Peter and Cornelius God's Big Story Video](#)

Display the Cornelius Title Slide. Explain to your kids that they're going to read a story from the Bible, God's very Word. This story can be found in the book of Acts in the New Testament. Have volunteers help kids find Acts 10.

**Let's start by reading part of God's big story directly from the Bible. Afterward, we'll watch and experience more of the story!**

Ask for volunteers to read the following set of verses aloud from the Bible while everyone follows along: Acts 10:1–5, 9–17, 34–35. Then do one or both of the following:

- View [Peter and Cornelius God's Big Story Video](#)
- Use the following Peter and Cornelius Experience It! Script

## LESSON 5 PETER AND CORNELIUS EXPERIENCE IT! SCRIPT

**SUPPLIES:** posterboard, permanent marker (prep only), masking or painter's tape, drawing utensils, paper (1 sheet per kid plus 1), whiteboard that rotates (optional), easel (optional)

Ahead of time, write "Listen" in large letters on one side of a posterboard and "Draw" in large letters on the opposite side. Tape the posterboard to the wall at the front of your teaching area with the word "Listen" facing the audience. (Use just one piece of tape so that you can easily take the poster down, flip it over, and retape it multiple times.) Alternatively, if you have a whiteboard that can rotate easily from one side to the other, write "Listen" on one side and "Draw" on the other. Or if you have an easel, place the posterboard on the easel with "Listen" facing the audience.

**Make It Inclusive:** Provide a variety of drawing utensils to benefit kids of varying fine motor skill levels. For example, markers require less muscle strength/pressure than crayons or colored pencils. If possible, also have simple adaptive tools on hand, such as pencil grips.

Gather the kids. Set out drawing utensils and give each kid a blank sheet of paper. **Are you ready to help me tell today's part of God's big story?** Pause for kids to respond. **Great! To get started, let's fold our papers in half.** Demonstrate folding a sheet of paper in half side to side, so the short edges meet. Explain that it should look short and wide, like a hamburger bun. Then invite kids to set their papers in front of them, along with some drawing utensils. **As I tell the story, you'll have two jobs. Your first job is to listen.** Point to the "Listen" sign. **Whenever you see the word listen, you'll listen carefully to the story.** Flip the sign so that "draw" is facing the audience. **Your second will be to draw. Whenever you see the word draw, you'll draw whatever is happening in the story on one section of your paper.** Show kids that their papers are folded into four sections—two on one side and two on the other. **Got it?** Pause for kids to respond. Then flip the poster back to "Listen." **Let's get started!**

**Jesus' first disciples were Jews. They were related to God's special people from the Old Testament and followed the laws and teachings God had given His people. Jews usually didn't interact with people who weren't Jews. They even believed that non-Jewish people, called gentiles, needed to become Jewish in order to have a relationship with God. So, when the disciples first started sharing the story of Jesus with others, they only told it to other people who were Jews.**

**God loves the Jewish people, but He wants a relationship with everyone. One day, God sent an angel in a vision to a Roman military officer named Cornelius. Cornelius was not Jewish, but he loved God and wanted to follow Him. The angel told Cornelius how God was pleased with his generosity and his devotion to God.**

Flip the poster to the "Draw" side. **Ready, draw! On one section of your paper, draw a picture of an angel visiting Cornelius.** Give kids about one minute to draw. Assure them it's OK if they don't finish now. They can always take their papers home and finish their drawing later.

Flip the poster back to "Listen" and invite kids to set down their papers and drawing utensils.

**The angel told the officer to send men to bring Jesus' disciple, Peter, to his home. Cornelius immediately obeyed and sent two of his servants and another soldier to find Peter.**

**While the men were on their way, Peter was having a vision of his own. At around noon, Peter went up onto the roof of the house where he was staying to pray. He was very hungry, and the meal was being prepared for him. Suddenly, Peter looked up and saw what looked like an enormous sheet coming down to earth from the sky. The sheet was filled with all kinds of animals that Jews were not allowed to eat because they were considered impure. When Peter heard a voice tell him to kill and eat some of the animals, he refused because he had never eaten anything impure. But the voice told him, "Do not say anything is not pure that God has made 'clean' " (Acts 10:15). This happened three times in Peter's vision. Then the sheet was taken back up to heaven.**

Flip the poster to the "Draw" side. **Ready, draw! On one section of your paper, draw a picture of this scene.** Give kids about one minute to draw. Then flip the poster back to "Listen" and invite kids to set down their papers and drawing utensils.

**At first, Peter didn't understand the vision. But the Holy Spirit spoke to Peter: "Three men are looking for you. Get up and go downstairs. Don't let anything keep you from going with them. I have sent them" (Acts 10:19–20). When Peter came downstairs, he found the men Cornelius had sent.**

Flip the poster to the "Draw" side. **Ready, draw! Turn your paper over. Now on one section, draw a picture of Peter with the men Cornelius sent.** Give kids about one minute to draw. Then flip the poster back to "Listen" and invite kids to set down their papers and drawing utensils.

**Peter and the men traveled together to Cornelius' home. When Peter asked why Cornelius had sent for him, Cornelius told him about the vision of the angel he had seen. He then asked Peter to tell him whatever God wanted Peter to say.**

**Peter then understood the vision he had seen on the rooftop. God wasn't just teaching him something about animals. God was telling Peter that He wants everyone to be in a relationship with Him, even people who aren't Jews. Peter told Cornelius, "I get it now! God doesn't play favorites. Anyone who loves God and does what God asks is invited to be a part of God's family!" So Peter shared the story of Jesus with Cornelius and all the people in his home. While Peter was still speaking, the Holy Spirit filled everyone in the house. The Holy Spirit is God's powerful, wise, and loving presence. God had also given the gift of His Spirit—who is God—to people who weren't Jewish!**

Flip the poster to the "Draw" side. **Wow, what a scene! Go ahead and draw it on the last section of your paper.** Give kids about one minute to draw. Then flip the poster back to "Listen" and invite kids to set down their papers and drawing utensils.

**God doesn't play favorites. He doesn't reject people because of race, gender, ethnicity, or where they're from. Anyone who believes in Jesus will receive the gift of the Holy Spirit. The Holy Spirit is for everyone who believes.**

If time allows, invite kids to finish any drawings they didn't complete. Encourage kids to take their drawings home. They can show them to friends and family and retell the story!

## Connecting the Wonder Truth

**Wonder Ink RESOURCES:** Cornelius Wonder Truth Slide

Display the Cornelius Wonder Truth Slide. **Our Wonder Truth today is THE HOLY SPIRIT IS FOR EVERYONE WHO BELIEVES.** Where did you see our Wonder Truth in action in the story? Allow kids to answer freely.

God chose to save the world from sin and death through Abraham's family. God fulfilled His plan through Jesus, who was a descendant (or relative) of Abraham. But God didn't intend for only people related to Abraham to be His children. Rather, God wants everyone who believes in Jesus to join His family and be His kids forever!



## In Awe of God's Wonder

Spend a few moments allowing kids to think about the wonder of God's story.

**This story is fascinating! How do you think Peter felt after God told him to change his way of thinking?** Allow kids time to think before answering.

**Sometimes God will challenge us to think about something in a whole new way. Have you ever been challenged to think differently about something or someone?** Consider having your own example ready to share to help kids begin thinking about their own answers.

## LESSON 5 ELEMENTARY & PRETEEN

### Small Group

Help kids see the wonder of God's story and how it connects to their own story.

### LESSON AT A GLANCE

**WONDER TRUTH:** The Holy Spirit Is for Everyone Who Believes

**SCRIPTURE:** Acts 10

**WORD OF WONDER:** Acts 1:8

### Word of Wonder Activity

#### WORD OF WONDER

But you will receive power when the Holy Spirit comes on you; and you will be my witnesses in Jerusalem, and in all Judea and Samaria, and to the ends of the earth.

—Acts 1:8 (NIV)

#### WORD OF WONDER

But you will receive power when the Holy Spirit comes on you. Then you will tell people about me in Jerusalem, and in all Judea and Samaria. And you will even tell other people about me from one end of the earth to the other.

—Acts 1:8 (NIRV)

**SUPPLIES:** Bibles (1 per kid), timer

**Wonder Ink RESOURCES:** Word of Wonder Slide (optional), [Elementary Word of Wonder Video](#) (optional)

**Our Word of Wonder for the Power of the Spirit series talks about how the Holy Spirit helps us to share about Jesus. Let's say the verse together.** Open your Bible to Acts 1:8. If possible, display the Word of Wonder Slide or watch the [Elementary Word of Wonder Video](#). Invite kids to read Acts 1:8 several times together.

Have your group gather in a circle. After reading the verse several times together, invite kids to sit in a squat position, ready to pop (or jump) for a popcorn-style recitation of the verse.

**Now that we've practiced our Word of Wonder a few times, let's see how we do when we say it together as if we're jumping kernels of popcorn. When I point to the first person, that person will pop up by jumping up out of his squat and saying the first word of the verse. The next person will pop up and say the next word in the verse. We'll continue to go around our circle, popping up and saying the words of the verse until we finish. Let's get ready to pop!** Indicate which direction around the circle you want kids to recite the verse; then have them jump up and say one word of the verse, one after another, until they have recited the whole verse. For a bigger challenge, have kids try to go around the circle as fast as possible. Time the group and see if they can beat their own time!

**Leader Tip:** For kids who might be intimidated by this activity, consider this modification: Ask for volunteers who can recite the verse to sit in an inner circle. The rest of the group can form an outer circle and help determine if those in the inner circle say the verse correctly.

**Make It Inclusive:** If any kids have limited mobility, invite everyone to simply take turns saying the next word of the verse while remaining seated.

## Elementary Questions

- **Who did God send to Cornelius to tell him to send men to get Jesus' disciple, Peter?** (an angel)
- **What did Peter see on the sheet during his vision?** (all kinds of animals that were considered impure and that Jews weren't allowed to eat)
- **What did the Holy Spirit tell Peter to do after he had the vision?** (The Spirit told him to get up, go downstairs, and go with the men who were looking for him.)
- **Whose house did Peter go to?** (Cornelius')
- **When Peter got to Cornelius' house, he understood the vision! What did the vision mean?** (Possible answers: God doesn't play favorites! God wants everyone to be in a relationship with Him, even non-Jewish people!)
- **God wants to be in a relationship with you! How does that make you feel? What do you want to say to God in response?**

It's amazing to know that the God of the universe wants a relationship with each of us! He sent His powerful, wise, and loving presence—the Holy Spirit—to Cornelius, and He continues to send His Holy Spirit to anyone who believes in Him so that His followers will always have God to guide them. Let's talk to God in prayer, thanking Him for sending His Holy Spirit.

**Leader Tip:** Be ready to talk with kids about what it means to have a relationship with God through Jesus! Tell them your own story of how you came to faith in Jesus and what walking with Him looks like in your life. Consider referring to the Salvation Path resource and inviting your ministry leader and kids' parents into the conversation!

## Preteen Questions

- **God sent an angel to Cornelius! Who was Cornelius? What did the angel tell Cornelius?** (Cornelius was a Roman military officer who was not Jewish. The angel told him God was pleased with his generosity and devotion to God. The angel also told him to send men to bring Jesus' disciple Peter to his home.)
- **What did Peter see in his vision?** (An enormous sheet coming down from the sky. On it were all kinds of animals that were considered impure and that Jews weren't allowed to eat.)
- **What did the Holy Spirit tell Peter to do after he had the vision?** (The Spirit told him to get up, go downstairs, and go with the men who were looking for him.)
- **When Peter got to Cornelius' house, he understood the vision! What did the vision mean?** (Possible answers: God doesn't play favorites! God wants everyone to be in a relationship with Him, even non-Jewish people!)

- Do you think Peter was surprised by the vision and by what it meant? Why or why not?
- God gives the Holy Spirit to everyone who believes! What does this tell us about God and what He is like?

**Our God is kind and wants a relationship with everyone! He gives His Holy Spirit—who is God—to live with and in every person who follows Jesus! Just like God sent His Holy Spirit to Cornelius, He will send His Spirit to all who believe. Let's take a moment to pray, thanking God for His Holy Spirit.**

### **Small Group Prayer Time**

Invite kids to brainstorm the different ways the Holy Spirit works in the lives of those who believe. Encourage those who would like to pray to thank God for sending His Holy Spirit to everyone who believes and for the Spirit's work in our lives. Then encourage kids to share their own prayer requests and to pray for one another.

## LESSON 5 ELEMENTARY & PRETEEN

### Large Group or Small Group

Create space for God to remind kids they are known, loved, led, and their lives can tell of God's wonder.

### LESSON AT A GLANCE

**WONDER TRUTH:** The Holy Spirit Is for Everyone Who Believes

**SCRIPTURE:** Acts 10

**WORD OF WONDER:** Acts 1:8

### Elementary Responding in Worship: Reflect and Create

**SUPPLIES:** whiteboard, dry-erase marker, black construction paper or cardstock (1 sheet per kid), white crayons or chalk (1 per kid), paper (optional), marker (optional)

**Wonder Ink RESOURCES:** Reflect and Create Slide, "Spirit Move" from the [Power of the Spirit Elementary Spotify playlist](#)

Ahead of time, write "Holy Spirit" on the whiteboard (or a sheet of paper).

Display the Reflect and Create Slide. Gather the kids together and give each kid a sheet of black construction paper or cardstock and a white crayon or piece of chalk.



**Make It Inclusive:** Ahead of time, write "Holy Spirit" with a white crayon or chalk on several sheets of black construction paper or cardstock. Give these prepared sheets to any kids who struggle with writing.

**Today we learned how God was pleased with Cornelius, a man who was not Jewish but loved God. God showed Peter that Cornelius could have a relationship with God. God invites each of us to have a relationship with Him too! And when we follow Jesus, God gives us the Holy Spirit, who is His powerful, wise, and loving presence. The Holy Spirit is God! And the Holy Spirit is for everyone who believes.**

**Each of you has a sheet of black cardstock and a white crayon (or a piece of chalk). First, write "Holy Spirit" in the middle of your paper.** Show kids the words "Holy Spirit" on the whiteboard (or hold up the paper with them on it).

**Now let's spend some time thinking about the gift of the Holy Spirit. How amazing it is that God gives each of us the Holy Spirit! If you trust and follow Jesus, the Holy Spirit is within you at this very moment! Around the edges of your paper, you can draw or write what comes to mind when you think about the Holy Spirit. After a few minutes, we'll pray together.**

Play "Spirit Move" from the [Power of the Spirit Elementary Spotify playlist](#) while kids write and draw. After a few minutes of creating and reflecting, invite kids to stand up and hold their pictures close to their hearts as you say a response prayer together.

**Leader Tip:** Kids love sharing their artwork! You can use the differences you see in their pictures to illustrate the Wonder Truth. We are all different, but God wants to send His Holy Spirit to everyone who believes.

**While you hold your pictures over your hearts, I'm going to say a few words reminding us of what we learned today. After each statement, you'll reply, "Come, Holy Spirit, come."**

**God, we thank You for sending Your Holy Spirit to everyone who believes.**

Help lead kids in saying, "Come, Holy Spirit, come."

**Your Holy Spirit helps us tell others of Your goodness and love.**

Kids reply, "Come, Holy Spirit, come."

**You will never leave us; You are always with us.**

Kids reply, "Come, Holy Spirit, come."

**What an amazing truth: God wants a relationship with us and will never leave those who trust and follow Jesus!**

**Leader Tip:** Some kids may have questions about what it means to follow Jesus! Invite their families to join you as you talk and pray together. The Salvation Path resource also includes helpful Bible references and information!

## Preteen Responding in Worship: Dove Origami


**SUPPLIES:** 8" x 8" squares of paper (1 per kid, plus 2), colored pencils or crayons

**Wonder Ink RESOURCES:** Dove Origami Slide, Origami Instructions Sheet (1 per kid), "Spirit Move" from the [Power of the Spirit Elementary Spotify playlist](#)


Ahead of time, prepare 8" x 8" paper squares, one per kid (plus two). Print copies of the Origami Instructions Sheet, one per kid. Take one paper square and practice making an origami dove by following the steps on the Origami Instructions Sheet.

Display the Dove Origami Slide. Set out coloring utensils and gather the kids together. Give each kid an 8" x 8" paper square.

**Today we learned how God was pleased with Cornelius, a man who was not Jewish but loved God. God showed Peter that Cornelius could have a relationship with God. God invites each of us to have a relationship with Him too! And when we follow Jesus, God gives us the Holy Spirit, who is His powerful, wise, and loving presence. The Holy Spirit is God! And the Holy Spirit is for everyone who believes.**



**Make It Inclusive:** Write "Holy Spirit" on a whiteboard or a large sheet of paper for kids who need a little extra help spelling.



To start, you're going to write "Holy Spirit" in the middle of your paper. Take a few minutes to think about the gift of the Holy Spirit. As you do, write or draw whatever comes to mind. Play "Spirit Move" from the [Power of the Spirit Elementary Spotify playlist](#). After a few minutes of drawing and writing, invite kids to share some of the things they reflected on.

The disciple John writes in the Bible about a time when the Holy Spirit came down from heaven "like a dove" to be with Jesus (John 1:32). The Holy Spirit is not actually a dove, but sometimes a dove is used as a symbol to represent the Holy Spirit. We're going to turn our papers into doves to help us remember the amazing gift of the Holy Spirit God has given us.

Give each kid a copy of the Origami Instructions Sheet. Walk kids through each step, folding your own square into the shape of a dove as they follow your lead.

Now, you can keep this dove with you to remember how God has given the Holy Spirit to everyone who believes. If you trust and follow Jesus, the Holy Spirit is with you at this very moment! Think about a friend or family member you could teach how to make a dove this week. As you teach them, tell them all about the Holy Spirit.

## Blessing Your Kids

**Wonder Ink RESOURCES:** Cornelius Blessing Slide

Display the Cornelius Blessing Slide. Speak this blessing over your kids, as a group or as individuals. If you bless kids individually, insert each name into the blessing.

**Blessing:** May your hearts be tender toward the God who loves you. May you sense His love for you each and every day. The Holy Spirit is for everyone who believes. May you believe and receive His precious Holy Spirit!

