

## LESSON 1

# JESUS GIVES THE GREAT COMMISSION AND ASCENDS

### LESSON AT A GLANCE

**WONDER TRUTH:** Jesus Promises to Send the Holy Spirit

**SCRIPTURE:** Matthew 28; Acts 1

**GOD'S BIG STORY:** Jesus—resurrected and alive—appears to the disciples on a mountain in Galilee. He commissions His followers to share the good news and promises to send the Holy Spirit as a helper, then ascends into the sky to heaven.

**WORD OF WONDER:** But you will receive power when the Holy Spirit comes on you. Then you will tell people about me in Jerusalem, and in all Judea and Samaria. And you will even tell other people about me from one end of the earth to the other. —Acts 1:8

### CURIOSITY 15 minutes • Large Group or Small Group

Hands-on activities to spark curiosity and get kids thinking about the wonder of God

- Welcome Question: What is a task you needed help to complete?
- Curiosity Questions
- Elementary Interactive Game: Four Elbows!
- Preteen STEM Activity: Mission Impossible
- Declaring God's Wonder



### BELIEF 25–35 minutes • Large Group

An interactive dive into Scripture that guides kids into knowing God, exploring His big story, and marveling at His wonder

- Prayer of Invitation and Worship
- God's Big Story: Hear It, Watch It, Experience It!
- Connecting the Wonder Truth
- In Awe of God's Wonder

### FAITH 15 minutes • Small Group

An intentional conversation that helps kids see the wonder of God's story and how it connects to their own

- Word of Wonder Activity
- Discussion Questions for Elementary Kids and Preteens
- Small Group Prayer Time

### IDENTITY 10 minutes • Large Group or Small Group

An interactive worship response activity that creates space for God to remind kids that they are known, loved, led, and their lives can tell of God's wonder

- Elementary Responding in Worship: Wind Chimes
- Preteen Responding in Worship: Mountain Mural
- Blessing Your Kids

## Wonder@Home™

Designed for families to engage in the wonder of God together at home. This resource includes a video, worship playlists, activities, and more!

### INVITATION

We invite you to pause, listen, and shift your gaze toward the Father ...

### LESSON AT A GLANCE

**WONDER TRUTH:** Jesus Promises to Send the Holy Spirit

**SCRIPTURE:** Matthew 28; Acts 1

**WORD OF WONDER:** Acts 1:8

I bet the disciples could tell.

They'd been with the resurrected Jesus more than once, but this time something felt different. This time, they could sense it in their bones: He was leaving.

Maybe you've found yourself in that situation. People you love are heading toward the door, and you're not sure when you'll see them again. There's a long pause and then a promise: This isn't the end. We'll be together again.

Jesus promised His disciples that and more: The Holy Spirit was coming to fuel their faith and embolden their witness. Jesus wasn't abandoning them—He was moving into their lives in an entirely new way.

Read Matthew 28:16–20 and Acts 1:1–11. Picture yourself standing among the disciples as they receive Jesus' reassurance and promise. You belong there because His promise is to you too. As you embrace Jesus as Lord, like the disciples, you are also promised the presence of the Holy Spirit.

- In what ways do you sense the Holy Spirit speaking to you?
- In what corners of your life might you benefit from the power of the Holy Spirit?
- How would you explain to a friend what the Holy Spirit means to you? Thank Jesus for sending the Holy Spirit ... and open your heart to His gift.

—Mikal Keefer

Ministry Volunteer

Contributor to Wonder Ink

LESSON 1 **FOR LEADERS**  
**JESUS GIVES THE GREAT COMMISSION AND ASCENDS**

**DID YOU KNOW?**

**FOUNDATION BUILDING BLOCKS**

**WHO?**

The 11 remaining disciples were with Jesus, and perhaps some of Jesus' other followers. Jesus told them to carry His message to Judea, Samaria, and to the whole world, which means that the good news was for everyone—not just the Jewish people.

**WHAT?**

The What is really a Who! Before ascending to heaven, Jesus promised to send the Holy Spirit to help His followers complete the mission He gave them to share Jesus with the world. The Holy Spirit is God's powerful, wise, loving presence. The Holy Spirit is God.

**WHERE?**

Jesus brought His followers to the Mount of Olives (Acts 1:12). Mountaintops were locations conducive to seeing and hearing God. Just as Moses met with God on a mountain, Jesus taught from a hill or mountain (Matthew 5:1), which conveys His authority.

**WHEN?**

Jesus is thought to have lived about 33 years, with about three years devoted to public ministry. After Jesus rose from the dead, He appeared to His disciples and followers for 40 days before ascending to heaven.

**CONNECTING TO GOD'S BIG STORY:**

The Holy Spirit is the Spirit of God, active throughout all of history. In the Old Testament, the Holy Spirit empowered people like Joseph, Moses, David, and Isaiah to represent God. Jesus promised that the same Spirit will be with His followers as they spread the gospel.

## LESSON 1 ELEMENTARY & PRETEEN

Large Group or Small Group

Spark curiosity and get kids thinking about the wonder of God.

### LESSON AT A GLANCE

**WONDER TRUTH:** Jesus Promises to Send the Holy Spirit

**SCRIPTURE:** Matthew 28; Acts 1

**WORD OF WONDER:** Acts 1:8

### Series Bumper and Countdown Videos

Choose between the [Power of the Spirit Series Bumper Video](#) and [Countdown Videos](#) to introduce the kids to the series.

### Welcome Question

**SUPPLIES:** paper, coloring utensils, whiteboard (optional), dry-erase marker (optional)

**Wonder Ink RESOURCES:** Commission Welcome Question Slide

Before kids arrive, display the Commission Welcome Question Slide or write the following question on a whiteboard: “What is a task you needed help to complete?” Set out paper and coloring utensils.



### As kids arrive ...

Greet kids warmly by name and ask about their week. Show them the Welcome Question and invite them to share their answer with a friend or to draw a picture of it. Tasks that are hard to complete alone might include moving something big or heavy, finding a lost pet, or baking cookies. Feel free to give kids examples from your own life of times when you needed help. Be sure to read the question aloud to younger kids.

### At your start time ...

Welcome the whole group and invite several kids to share their answers to the Welcome Question:

**What is a task you needed help to complete?**

**There are some things in life that are too difficult to do alone! Today in God’s big story, we’ll learn about Jesus’ plan for helping His followers complete a really big, really hard mission! But first, it’s time to be curious!**

## Curiosity Questions

Ask the following “I’m curious” questions. Say, “I’m curious ...” before each question and give kids a chance to think about and answer each one.

I’m curious ...

- Do you think it’s easier to accomplish big tasks by yourself or with helpers? Why?
- Who depends on your help? How do you help them?


## Elementary Interactive Game: Four Elbows!

**SUPPLIES:** scissors (prep only), cardstock

**Wonder Ink RESOURCES:** Four Elbows Game Cards, Four Elbows Slide, Commission Wonder Truth Slide

Ahead of time, print the Four Elbows Game Cards onto cardstock and cut them out. Shuffle and stack the cards.

Display the Four Elbows Slide and gather the kids. **Let’s play a game today that’s impossible to play by ourselves! It’s called Four Elbows.** Hold up the stack of Four Elbows Game Cards. **On each of these cards is a number and a body part. I’ll pull a card and read it out loud, and you’ll try as quickly as possible to form a group with other people that includes that number of that specific body part. For example, how many elbows do you have?** Pause for kids to respond. **So, if a card says, “Four Elbows,” how many people will be in a group?** Pause again. **Yes, a group of two people have four elbows!** Begin the game by pulling a Four Elbows Game Card, reading it aloud, and giving kids time to organize themselves into groups. If some kids aren’t able to form the correct size group, that’s OK—everyone can keep playing! (The numbers for each round won’t always work out evenly.) Play as time allows or until all 12 cards are used.



Get into a group with ... <b>4 elbows!</b> <small>(This is two people)</small>	Get into a group with ... <b>5 noses!</b> <small>(This is five people)</small>	Get into a group with ... <b>20 toes!</b> <small>(This is two people)</small>
Get into a group with ... <b>6 heads!</b> <small>(This is six people)</small>	Get into a group with ... <b>6 knees!</b> <small>(This is three people)</small>	Get into a group with ... <b>40 fingers!</b> <small>(This is four people)</small>
Get into a group with ... <b>6 ears!</b> <small>(This is three people)</small>	Get into a group with ... <b>8 eyes!</b> <small>(This is four people)</small>	Get into a group with ... <b>4 ankles!</b> <small>(This is two people)</small>
Get into a group with ... <b>4 wrists!</b> <small>(This is two people)</small>	Get into a group with ... <b>12 thumbs!</b> <small>(This is three people)</small>	Get into a group with ... <b>4 mouths!</b> <small>(This is two people)</small>
Wonder Ink      LESSON 1 FOUR ELBOWS GAME CARDS ELEMENTARY		

**Leader Tip:** For Younger Kids. On each game card is a sentence that states how many people will be in that group. For example, the card that states, “4 ankles” also includes the sentence, “This is two people.” If you have younger kids in your group, be sure to read all the words on the card.

**Make It Inclusive:** If there are kids in your ministry with limb differences, plan to play an alternative game with everyone, such as one from the Power of the Spirit series games resource.

**Do you think you could have played Four Elbows by yourself?** Invite responses. **You’re right! There’s simply no way any of us could have played this game alone! Today in God’s big story, we’ll learn about a very difficult mission Jesus gave His followers before He went back up to heaven. There’s no way Jesus’ followers, including us, could do it on their own! Thankfully, Jesus promised to send someone to help!** Display the Commission Wonder Truth Slide. **Today’s Wonder Truth is JESUS PROMISES TO SEND THE HOLY SPIRIT. The Holy Spirit is God, and He lives inside each of us who follow Jesus, giving us power to do things that seem impossible!**



## Preteen STEM Activity: Mission Impossible

**SUPPLIES:** paper (1 per kid, plus 2), scissors (prep only), kid-safe scissors (1 per kid)

**Wonder Ink RESOURCES:** Mission Impossible Sheet (1 per kid, plus 1), Mission Impossible Slide, Commission Wonder Truth Slide, [Impossible Paper Trick Tutorial Video](#) (optional)


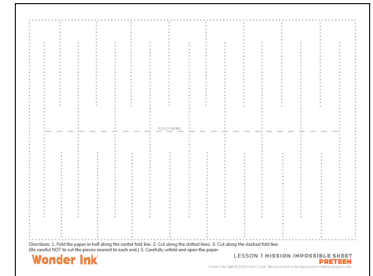
Ahead of time, print copies of the Mission Impossible Sheet for each kid plus one. Start by following the directions on the sheet to cut a large paper hoop. Then practice cutting the same pattern on a plain sheet of paper, using the sheet, photos on this page, and these instructions for guidance:

1. Fold your piece of paper in half lengthwise. Starting at the folded side, cut about an inch from the top almost all the way over to the open side, but leaving about a one-inch gap.
2. Open the paper and cut on the middle fold line, all the way from one slit to the other slit, so the inside is open. Then fold it back like it was.
3. Alternate cutting on both sides of the paper (open side, folded side), cutting one inch from the end all the way along the length of the paper. See photos for an example of how to cut the paper.

You can also watch this [video](#) tutorial to see how to cut the paper. You'll want to know exactly where to cut and where to stop so that you can cut it seamlessly while you talk to the kids. During this activity, you'll share a story about a time when God helped you do something you felt was impossible without Him, so prayerfully prepare what you might share. You might share about stepping out of your comfort zone to do something challenging or forgiving someone who hurt you. Be honest but discerning in what you share, keeping details age appropriate.

Display the Mission Impossible Slide and gather the kids together. Hold up a plain sheet of paper. **Do you think you can cut a hole in this sheet of paper in a way that would allow a person to walk through it without breaking the paper?** Pause for kids to respond. **It seems like an impossible task!** Pass out sheets of paper and kid-safe scissors. Then let the kids try cutting a hole in their papers big enough for a person to walk through, without ripping the paper. They can take turns coming up to the front and holding their papers while other kids try to walk through. This task may become frustrating for some kids, so keep your tone light and fun. Assure kids that this activity is supposed to feel impossible!

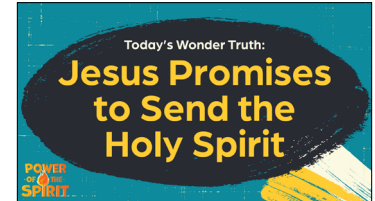
**Make It Inclusive:** Kids with dexterity challenges might struggle to make small, precise cuts. Precut several copies of the Mission Impossible Diagram to give to any kids who struggle.



When it seems kids have concluded that the task is impossible, you can begin to cut your paper according to the Mission Impossible Diagram and the provided instructions while you talk to the kids about a time God helped you do something that would have been impossible to do on your own.

Give each kid a Mission Impossible Sheet. If time allows, invite them to follow the directions to cut out a large paper hoop. If time is limited, encourage kids to take the sheets home and try the cutting activity with family or friends.

**Cutting one sheet of paper in a way that would allow someone to walk through it seemed pretty impossible until I showed you how it's done. There are simply some things that we cannot do alone! Today in God's big story, we'll learn about a very difficult mission Jesus gave His followers before He went back up to heaven. There's no way Jesus' followers, including us, could do it on their own! Thankfully, Jesus promised to send someone to help!** Display the Commission Wonder Truth Slide. **Today's Wonder Truth is JESUS PROMISES TO SEND THE HOLY SPIRIT. The Holy Spirit is God, and He lives inside each of us who follows Jesus, giving us power to do things that seem impossible!**



## Declaring God's Wonder

**Wonder Ink RESOURCES:** Commission Declaration Slide

Display the Commission Declaration Slide. Read each line boldly and invite kids to repeat after you.

**Thank You, God, that You are good!** (Kids repeat.)

**You made me on purpose, for a purpose.** (Kids repeat.)

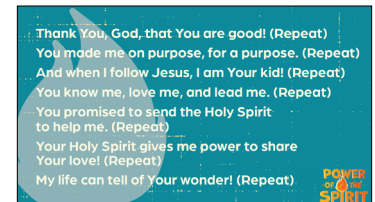
**And when I follow Jesus, I am Your kid!** (Kids repeat.)

**You know me, love me, and lead me.** (Kids repeat.)

**You promised to send the Holy Spirit to help me.** (Kids repeat.)

**Your Holy Spirit gives me power to share Your love!** (Kids repeat.)

**My life can tell of Your wonder!** (Kids repeat.)



## LESSON 1 ELEMENTARY & PRETEEN

### Large Group

Guide kids into knowing God, exploring His big story, and marveling at His wonder.

### LESSON AT A GLANCE

**WONDER TRUTH:** Jesus Promises to Send the Holy Spirit

**SCRIPTURE:** Matthew 28; Acts 1

**WORD OF WONDER:** Acts 1:8

### Prayer of Invitation

Lead kids in a prayer of invitation before entering into worship and God's big story: **God, thank You for each person in this room. Thank You for Your promise to send the Holy Spirit as a helper. Thank You that through Your Spirit, You are here with us! Help us hear You today. In Jesus' name, Amen.**

### Worship

**Wonder Ink RESOURCES:** songs from the [Power of the Spirit Elementary Spotify playlist](#)

Today we'll hear about how Jesus promised to send the Holy Spirit to be a helper to all who follow Jesus. Let's praise and thank God for His presence! Play songs from the [Power of the Spirit Elementary Spotify playlist](#) and encourage the kids to sing and dance as they praise God.

### God's Big Story

#### Hear It, Watch It, Experience It!

This lesson includes three opportunities for your kids to enter the story—each one reinforces the others! **HEAR** it read directly from the Bible. **WATCH** it in a video. **EXPERIENCE** it through the live script.



**SUPPLIES:** Bibles (1 per kid), sticky notes (2 per kid, optional)

**Wonder Ink RESOURCES:** Commission Title Slide, [Jesus Gives the Great Commission and Ascends God's Big Story Video](#)

Display the Commission Title Slide. Let kids know there are two Bible passages today, both from the New Testament. If you have sticky notes, give each kid two. Invite them to turn to Matthew 28 and Acts 1 and keep a finger (or place a sticky note) at each place. Encourage older kids to help younger kids find the two passages.

**Let's start by reading part of God's big story directly from the Bible. Afterward, we'll watch and experience more of the story!**

Read Matthew 28:16–20 aloud (or invite a confident reader to do so) while everyone follows along. Next, invite kids to turn to Acts 1:1–11 and to follow along as you read aloud. Then do one or both of the following:

- View [Jesus Gives the Great Commission and Ascends God’s Big Story Video](#)
- Use the following Jesus Gives the Great Commission and Ascends Experience It! Script

## LESSON 1 JESUS GIVES THE GREAT COMMISSION AND ASCENDS

### EXPERIENCE IT! SCRIPT

**SUPPLIES:** scissors (prep only), posterboard (white or blue), colorful balloons (6–8, inflated), white balloons (3, inflated), string or twine, small table or box to represent a mountain, permanent marker

**Allergy Caution:** Be aware of any latex allergies or sensitivities before doing this activity.

Before kids arrive, cut out a large cloud from the posterboard. Inflate all of the balloons. With string or twine, hang the cloud from the ceiling. (Alternatively, you can have a volunteer hold it up high during the telling of the story.) Set the small table or box under the cloud. Write Jesus on one of the white balloons. Set the other two white balloons out of sight. Place the colorful balloons off to the side near your teaching area.

As you tell the story, the colorful balloons will represent the disciples, the white balloon with Jesus on it will represent Jesus, and the other two white balloons will represent the angels.

**Leader Tip:** To add some pizzazz to your telling of this story, use a white helium balloon to represent Jesus and attach a metal washer or weight to the bottom of the string. When it’s time for Jesus to ascend, remove the weight and release the balloon.

**After Jesus was killed by the Romans, God brought Him back to life.** Hold up the Jesus balloon; then place it on the ground. **Jesus then appeared to His disciples and proved to them He really was alive. He ate food with them and let them touch Him.** Bring out colorful balloons to sit around the Jesus balloon on the ground. **His disciples knew then for sure that Jesus wasn’t a ghost or a dream.**

**The disciples went to a mountain in the region called Galilee, where Jesus had told them to go.** Move the Jesus balloon and other balloons onto a small table/box positioned under the cloud. **There on the mountain, Jesus told His disciples that they would have a special mission to complete—to tell people all about Jesus and the things He taught and the miracles that He did. Most importantly, they would tell everyone how Jesus died and came back to life so that every person could have a relationship with God. They would invite others to become Jesus’ disciples too, and they would baptize them—cleansing them with water as a symbol of turning from their old ways and God washing them clean of sin. Jesus told them to carry this message all over the world.**

Stand, hands on hips. **Whew! That’s quite a mission! Especially in a time with no air travel, Internet, or phones! Jesus did not expect His disciples to complete this mission all by themselves. Instead, He promised to send the Holy Spirit to help them. Like Jesus and the Father, the Holy Spirit is also God, and so Jesus was promising that God would still be with them even when Jesus was no**

**longer physically on earth. The Holy Spirit—God’s powerful, wise, and loving presence—would come and fill the disciples and give them power to share Jesus’ message with everyone.**

Crouch behind balloons, collecting the regular balloons. **But Jesus’ mission confused the disciples. They expected God to free the people of Israel from the Roman Empire. They believed God’s promise that Jesus, the Messiah, would one day rule the whole world. But they didn’t understand why Jesus wasn’t ruling already and why Israel wasn’t free yet. They asked Him, “Lord, are you going to make Israel a free kingdom now?”**

**Earlier Jesus had told His disciples that only God the Father knows exactly when Jesus will come back and rule the world (Matthew 24:36). Instead of worrying about it, Jesus wanted the disciples to focus on taking the message about Jesus to the entire world. “You should not be concerned about times or dates,” Jesus told them. “The Father has set them by his own authority” (Acts 1:7). Jesus promised the disciples again that the Holy Spirit would come to them and help them complete their mission.**

**Suddenly, before their eyes, (take the Jesus balloon and “float” it up to be behind the cloud) Jesus started to rise off the ground and into the sky until He disappeared behind the clouds. Then two angels dressed in white clothing appeared in human form. Pull the two white balloons from behind the small table or box. The angels told the disciples to stop staring up into the clouds. They said, “Just like Jesus went up to heaven, one day He will come back down in the same way.” Push the colorful balloons back to the ground. Then the disciples returned to Jerusalem. They waited there for Jesus to fulfill His promise to send the Holy Spirit.**

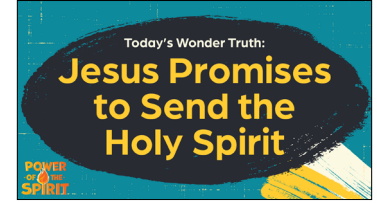
Pick up a balloon and sit in front of the kids, gently tossing the balloon in your hands. **The disciples knew that they needed the Spirit’s power to complete the mission Jesus gave them. But Jesus didn’t promise to give the Spirit only to the disciples gathered that day. Instead, the Holy Spirit comes to everyone who believes in Him. The Holy Spirit makes it possible for anyone who trusts in Jesus to become His disciples and share Jesus’ message just like the very first disciples did. Reach out as though pointing to each kid with the balloon. Even today, Jesus promises to send the Holy Spirit.**

**Make It Inclusive:** Some kids are very sensitive to loud noises like balloons popping and may feel anxious with this balloon activity. Consider announcing that the balloons will not be popped to help ease any of their concerns or worries. Noise canceling headphones could be provided for those with more significant anxiety about loud sounds.

## Connecting the Wonder Truth

**Wonder Ink RESOURCES:** Commission Wonder Truth Slide

Display the Commission Wonder Truth Slide. **Our Wonder Truth today is JESUS PROMISES TO SEND THE HOLY SPIRIT. Where did you see our Wonder Truth in action in the story?** Allow kids to answer freely.



**The Holy Spirit has been active throughout history! In the Old Testament, the Holy Spirit empowered people like Joseph, Moses, David, and Isaiah to represent God. Then in the New Testament, Jesus promised that the same Spirit will be with His followers as they spread the good news of Jesus. When we follow Jesus, the same Holy Spirit is with us and in us!**

## In Awe of God's Wonder

Spend a few moments allowing kids to think about the wonder of God's story.

**Close your eyes and imagine being on the mountain with Jesus when He was lifted up into heaven. What do you think is most amazing about that scene?** Give kids time to imagine and share freely.

**What amazes you most about the Holy Spirit? What about the Holy Spirit causes you to wonder?** Allow kids time to think quietly or share.

## LESSON 1 ELEMENTARY & PRETEEN

### Small Group

Help kids see the wonder of God's story and how it connects to their own story.

### LESSON AT A GLANCE

**WONDER TRUTH:** Jesus Promises to Send the Holy Spirit

**SCRIPTURE:** Matthew 28; Acts 1

**WORD OF WONDER:** Acts 1:8

### Word of Wonder Activity

#### WORD OF WONDER

But you will receive power when the Holy Spirit comes on you; and you will be my witnesses in Jerusalem, and in all Judea and Samaria, and to the ends of the earth.

—Acts 1:8 (NIV)

#### WORD OF WONDER


But you will receive power when the Holy Spirit comes on you. Then you will tell people about me in Jerusalem, and in all Judea and Samaria. And you will even tell other people about me from one end of the earth to the other.

—Acts 1:8 (NIV)

**SUPPLIES:** Bibles (1 per kid), cardstock (1 per group), scissors (prep only), painter's or masking tape, soft-textured ball (1 per small group)

**Wonder Ink RESOURCES:** Word of Wonder Wall Sheets (1 set per small group), Word of Wonder Slide (optional), [Elementary Word of Wonder Video](#) (optional)

Ahead of time, print a set of the Word of Wonder Wall Sheets NIV or NIV onto cardstock for each small group. Cut the pages in half along the cut lines. Then tape each set to the wall at approximately the kids' height. For groups with younger kids, tape the sheets in verse order. For groups with older kids, tape them in random order to make the activity more challenging. Each small group should have its own set of wall sheets.



**Our Word of Wonder for the Power of the Spirit series talks about how the Holy Spirit gives us power to share about Jesus. Let's say the verse together.** Open your Bible to Acts 1:8. If possible, display the Word of Wonder Slide or watch the [Elementary Word of Wonder Video](#). Introduce kids to Acts 1:8 by reading it several times together.

Invite kids to line up facing the wall where the Word of Wonder Wall Sheets are taped. The first person in line will find the first words of the verse and toss a ball at that sheet as everyone reads the words together. They will continue through the line, with each person tossing the ball at the next part

of the verse and everyone in the group reading that part of the verse together. Play several rounds, challenging kids to go faster each time.

**Leader Tip:** To make this activity more challenging for older kids, use a stopwatch to time them going through the verse. Then see if they can work together to beat their previous time. For younger kids, tape the sheets in verse order and go through the verse slowly.

## Elementary Questions

- **What was the special mission, or task, Jesus gave the disciples before He went to heaven?** (to tell people about Jesus, His love for them, and that He died and rose again so that every person can have a relationship with God forever)
- **That's a big mission! Who did Jesus promise to send as a helper to His followers?** (the Holy Spirit)
- **Who is the Holy Spirit?** (The Holy Spirit is God—our powerful, wise, and loving helper.)
- **Who does God give the Holy Spirit to?** (every person who follows Jesus, including us)
- **How does the Holy Spirit help people today?** (Possible answers: The Holy Spirit helps us understand what Jesus taught; reminds us that Jesus loves us; helps us know what to say to help others; helps us to be kind, loving, joyful, etc.; helps us to be brave.)
- **How has the Holy Spirit helped you?**

**God gives the Holy Spirit to every Jesus-follower! That means that when we follow Jesus, we have the Holy Spirit—who is God—in us and with us. The Holy Spirit helps us to do the mission Jesus gave His followers: to tell the whole world about Jesus and His amazing love—starting with our friends, family, and neighbors who don't know Him. Let's pray for people in our lives now!**

**Make It Inclusive:** Open-ended questions can be challenging for kids who are neurodivergent. Offering kids two answer choices can help them understand the question and engage! For example, you might ask, “Who did Jesus promise to send as a helper to His followers: the Holy Spirit or Moses?”

## Preteen Questions

- **What was the special mission, or task, that Jesus gave to His disciples before He went to heaven?** (to tell people about Jesus, His love for them, and that He died and rose again so that every person can have a relationship with God forever)
- **How did Jesus say He would help the disciples with this mission?** (Jesus promised to send the Holy Spirit to help them.)
- **How would you explain who the Holy Spirit is to a friend?** (Possible answers: The Holy Spirit is God—our powerful, wise, and loving helper. The Holy Spirit is one part of the Trinity—three persons who are all one true God: the Father, the Son Jesus, and the Holy Spirit. The Holy Spirit is God's presence, given to every Jesus-follower.)
- **Do you think you would know Jesus and His love for you if the disciples hadn't told people everywhere about Jesus? Why or why not?**

- **How does the Holy Spirit help people today?** (Possible answers: The Holy Spirit helps us understand what Jesus taught; reminds us that Jesus loves us; helps us know what to say to help others; helps us to be kind, loving, joyful, etc.; helps us to be brave.)
- **How can the Holy Spirit help you tell others about Jesus and share His love?**
- **Jesus told the disciples to tell others about Him in Jerusalem, Judea, and Samaria** (see Acts 1:8). **These places were like the disciples' neighborhood, town, and country. Who in your neighborhood, town, and country needs to know about Jesus?**

**God gives the Holy Spirit to every Jesus-follower! That means that when we follow Jesus, we have the Holy Spirit—who is God—in us and with us. The Holy Spirit helps us to do the mission Jesus gave His followers: to tell the whole world about Jesus and His amazing love—starting with our friends, family, and neighbors who don't know Him. Let's pray for people in our lives now!**

### **Small Group Prayer Time**

Ask kids to share prayer requests and praises, focusing on those in their circles who don't know Jesus and His love for them. Encourage them all to think of at least one friend, family member, or neighbor who is not a Jesus-follower who they would like to pray for. Then spend time praying for each person mentioned.

## LESSON 1 ELEMENTARY & PRETEEN

### Large Group or Small Group

Create space for God to remind kids they are known, loved, led, and their lives can tell of God's wonder.

### LESSON AT A GLANCE

**WONDER TRUTH:** Jesus Promises to Send the Holy Spirit

**SCRIPTURE:** Matthew 28; Acts 1

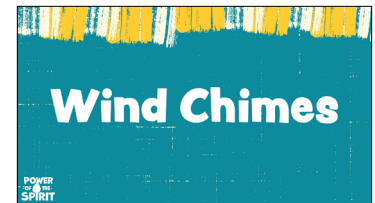
**WORD OF WONDER:** Acts 1:8

### Elementary Responding in Worship: Wind Chimes

**SUPPLIES:** scissors (prep only), yarn or string (6 strands per kid, varying lengths between 3 and 10 inches), beads (multiple colors), bowls (several), electric fan, twigs or craft sticks (1 per kid), fine-tipped permanent marker (optional), colorful ribbon (optional), craft bells (optional)

**Wonder Ink RESOURCES:** Wind Chimes Slide, "Holy Spirit" from the [Power of the Spirit Elementary Spotify playlist](#)

Ahead of time, cut six strands of yarn or string for each kid, of varying lengths between three and 10 inches. Pour beads into several bowls. Consider creating a sample wind chime to show kids. Plug in an electric fan, so it is ready to turn on when the kids finish their wind chime creations. Consider writing "Holy Spirit" across each craft stick. If using colorful ribbon, cut strands of various lengths.



**Leader Tip:** Consider tying knots at the end of all the pieces of string ahead of time to save time during this activity.

Gather the kids together and display the Wind Chimes Slide. **We learned in God's big story today that Jesus promised to send the Holy Spirit to His disciples long ago, and He promises to send the Holy Spirit to each of us who follows Him! What do you know about the Holy Spirit?** Allow kids to share what they know freely! If needed, remind them that the Holy Spirit is God—our powerful, wise, and loving helper. The Holy Spirit is one part of the Trinity—three persons who are all one true God: the Father, the Son Jesus, and the Holy Spirit. The Holy Spirit is God's presence, given to every Jesus-follower.

**The Bible uses the word picture of wind to describe the Holy Spirit. How do you think the Holy Spirit is like wind?** Again, invite kids to share freely. **Yes! We can't see the Holy Spirit, kind of like how we can't see the wind. But sometimes we can sense that the Holy Spirit is with us, like we can feel the wind. Let's make wind chimes to help us remember that Jesus promises the Holy Spirit to His followers, including us, to help them complete God's mission—to tell others about Jesus and His love!**

Hand out six strands of string and a twig or craft stick to each kid. Be sure there is a bowl of beads within reach of each kid. Walk kids through these steps:

1. Tie knots at the bottom of five pieces of string. Invite other leaders to help kids who need assistance tying knots.
2. String beads onto the five strings that are knotted at the bottom. Encourage kids to choose bead colors that remind them of the Holy Spirit.
3. Tie the loose end of each string to the twig or craft stick. The strings should be tied close enough to each other that the beads on each string knock against the others when the wind blows them. If you have craft bells or colorful ribbons, invite kids to attach them to their wind chimes to make them look and sound even more vibrant.
4. Tie the final string across the top from one end of the twig or stick to the other to be used as a hanger.



Play “Holy Spirit” from the [Power of the Spirit Elementary Spotify playlist](#) as kids work. When the kids are finished with their wind chimes, turn on the fan and show the kids how the wind makes the strings and beads knock into each other.

**We can’t see the Holy Spirit, and we can’t see the wind, but just like we can see and hear the effects of the wind on these wind chimes, the power the Holy Spirit gives us shows us that the Spirit is real and is with us! Take yours home and hang it where it can blow in the wind, and when it does, remember that Jesus promises to give you the Holy Spirit!**

**Make It Inclusive:** Kids who have difficulty with fine motor skills may need an assistant to help them with putting beads on the string.

## Preteen Responding in Worship: Mountain Mural

**SUPPLIES:** butcher paper or posterboard (gray or brown, if possible), scissors (prep only), permanent marker, masking or painter’s tape, sticky notes (1 per kid), writing utensils

**Wonder Ink RESOURCES:** Mountain Mural Slide, “Holy Spirit” from the [Power of the Spirit Elementary Spotify playlist](#)

Ahead of time, cut a large mountain out of butcher paper or posterboard. Across the top, write the Wonder Truth with a permanent marker: “Jesus Promises to Send the Holy Spirit.” Tape the paper mountain to the wall where kids can easily reach it.

Display the Mountain Mural Slide and gather the kids. **We learned in God’s big story today that Jesus promised to send the Holy Spirit to His disciples long ago, and He promises to send the Holy Spirit to each of us who follows Him! What do you know about the Holy Spirit?**

Allow kids to share what they know freely! If needed, remind them that the Holy Spirit is God—our powerful, wise, and loving helper. The Holy Spirit is one part of the Trinity—three persons who are all one true God: the Father, the Son Jesus, and the Holy Spirit. The Holy Spirit is God’s presence, given to every Jesus-follower.



The Holy Spirit helps us complete God’s mission—to tell others about Jesus and His love! When we follow Jesus and walk with Him, we have the Holy Spirit—who is God Himself—in us! That means we’re not alone when we share Jesus with others, and it means we’re not alone when we face other hard things. Sometimes sharing Jesus with others can feel like a really hard thing to do, and sometimes other situations in life can feel difficult, or even impossible! These things can seem like really tall mountains we have to climb.

Have you ever seen a really tall mountain? Have you ever climbed a really tall mountain? Invite kids to respond. Because Jesus promises the Holy Spirit, God is with us and in us when we tell others about Him and when we face other difficult things! Let’s reflect on some of the hard things in our lives and remember that we don’t have to face them alone—Jesus promises the Holy Spirit!

Give each kid a sticky note and a writing utensil. Invite them to think about something difficult in their lives. Maybe they have a friend or family member who doesn’t know Jesus, and sharing about Him with them feels hard or scary. Maybe they’re facing a difficult situation in school or at home, like a hard test or a disagreement with a friend. Encourage them to write or draw about it on a sticky note. Play “Holy Spirit” from the [Power of the Spirit Elementary Spotify playlist](#) as kids write and draw. When they’re finished, invite them to quietly approach the mountain on the wall and place their sticky note on it as a symbol that the Holy Spirit is with them.

**Jesus promises to send the Holy Spirit to each of us who follow Him! We don’t have to climb life’s mountains alone! Through the Holy Spirit, God is with us and in us as we tell others about Jesus. And He is with us and in us as we face all sorts of difficult things!**

**Leader Tip:** Some kids may be facing unimaginably difficult situations. If you suspect that a child may be experiencing trauma or abuse, share your concerns with your ministry leader immediately. Keep in mind that it’s common for kids who have experienced trauma to either shut down and not engage with anyone (or with the activity) or to act out in ways that seem distracting. Remember that kids’ actions communicate what they’re feeling on the inside. Be present. Sit with them even when there isn’t anything to say. Your presence and no-strings-attached love will give them a glimpse of how Jesus feels about them!

## Blessing Your Kids

**Wonder Ink RESOURCES:** Commission Blessing Slide

Display the Commission Blessing Slide. Speak this blessing over your kids, as a group or as individuals. If you bless kids individually, insert each name into the blessing.

**Blessing:** Jesus promised to send the Holy Spirit to all who believe in Him, and that includes us! Through the Holy Spirit, God is always with you and in you. May you walk in step with the Holy Spirit this week and always, receiving His help and power to share God’s love!

