

### LESSON 1

## JESUS CALMS THE STORM

### LESSON AT A GLANCE

**WONDER TRUTH:** Jesus Has Power over Creation

**SCRIPTURE:** Mark 4

**GOD'S BIG STORY:** Jesus demonstrates His power over creation when He commands the wind and the waves to be still, and they obey!

**WORD OF WONDER:** How great God is! We'll never completely understand him. —Job 36:26a

### CURIOSITY 15 minutes • Large Group or Small Group

Hands-on activities to spark curiosity and get kids thinking about the wonder of God

- Welcome Question: If you could be in charge of anything, what would you choose?
- Curiosity Questions
- Elementary Interactive Game: Mother, May I?
- Preteen STEM Activity: Inflate to Accelerate!
- Declaring God's Wonder



### BELIEF 25–35 minutes • Large Group

An interactive dive into Scripture that guides kids into knowing God, exploring His big story, and marveling at His wonder

- Prayer of Invitation and Worship
- God's Big Story: Hear It, Watch It, Experience It!
- Connecting the Wonder Truth
- In Awe of God's Wonder

### FAITH 15 minutes • Small Group

An intentional conversation that helps kids see the wonder of God's story and how it connects to their own

- Word of Wonder Activity
- Discussion Questions for Elementary Kids and Preteens
- Small Group Prayer Time

### IDENTITY 10 minutes • Large Group or Small Group

An interactive worship response activity that creates space for God to remind kids that they are known, loved, led, and their lives can tell of God's wonder

- Elementary Responding in Worship: Seaside Mural
- Preteen Responding in Worship: Jesus in the Storm Bracelets
- Blessing Your Kids

# Wonder@Home™

Designed for families to engage in the wonder of God together at home. This resource includes a video, worship playlists, activities, and more!

### INVITATION

We invite you to pause, listen, and shift your gaze toward the Father ...

### LESSON AT A GLANCE

**WONDER TRUTH:** Jesus Has Power over Creation

**SCRIPTURE:** Mark 4

**WORD OF WONDER:** Job 36:26a

I was soaked, and there was nowhere to go. It was a simple day trip, and I wasn't expecting a storm. Then almost as quickly as the first clap of thunder roared and sheets of rain commenced, the storm stopped.

Most of my friends had spent the night nearby so they had a change of clothes. They calmly went off to find dry clothing. I ended up sitting through dinner still mostly wet.

I remember that storm every time I'm packing for a day trip now. The result? I always pack an extra set of clothes.

Read Mark 4:35–41.

I wonder how the disciples' lives were changed and what they recalled after that day. Someone sleeping through a furious squall like Jesus did? That may have stayed with them.

Jesus demanding the daunting seas to be quiet and then immediate stillness happens? Never seen that before.

Every one of Jesus' responses was in stark contrast to what was happening all around them. Terror? Peace. Lack of faith? A deep knowing that everything is at His command. He is steady when we're not. He is steady when the world around us rages. Because He has power over the wind and waves.

Who is this? The One who knows you. The One who cares for you in every way with a calm and secure presence. How might knowing this change you?

—Rebecca Stone

Children's Ministry Leader and Author

Wonder Ink Development Team

**DID YOU KNOW?**

**FOUNDATION BUILDING BLOCKS**

**WHO?**

The book of Mark, which emphasizes Jesus' actions, begins by introducing Jesus as "the Messiah, the Son of God" (1:1). This description answers the question the disciples asked after He calmed the storm: "Who is this?" (4:41). This is the Son of God!

**WHAT?**

Jesus' calming of the storm is a miracle that proves His power over creation and points to His divinity as the Son of God. The sea was seen as a threat in the ancient world, and when Jesus rebuked the wind and waves, the disciples were amazed.

**WHERE?**

The Sea of Galilee is the lowest freshwater lake on earth. Because this lake is surrounded by mountains, this area is susceptible to sudden, violent storms.

**WHEN?**

Many scholars believe Mark was the first of the written Gospels, and some believe that Matthew and Luke used Mark as a source for their Gospels. It was likely written between AD 55–70.

**CONNECTING TO GOD'S BIG STORY:**

From creation to the flood to manna falling from the sky, God showed His power over creation throughout the Old Testament. When Jesus calmed the storm with His words, He demonstrated a power the people believed belonged to God alone, and in doing so, He demonstrated His divinity.

### LESSON 1 ELEMENTARY & PRETEEN

Large Group or Small Group

Spark curiosity and get kids thinking about the wonder of God.

#### LESSON AT A GLANCE

**WONDER TRUTH:** Jesus Has Power over Creation

**SCRIPTURE:** Mark 4

**WORD OF WONDER:** Job 36:26a

#### Series Bumper and Countdown Videos

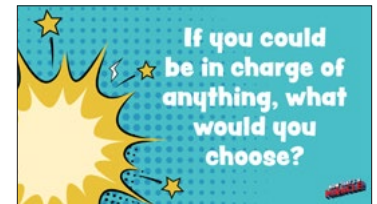
Choose between the [Now That's a Miracle! Series Bumper Video](#) and [Countdown Videos](#) to introduce the kids to the series.

#### Welcome Question

**SUPPLIES:** paper, coloring utensils, whiteboard (optional), dry-erase marker (optional)

**Wonder Ink RESOURCES:** Storm Welcome Question Slide

Before kids arrive, display the Storm Welcome Question Slide, or write the following question on a whiteboard: "If you could be in charge of anything, what would you choose?" Set out paper and coloring utensils.



#### As kids arrive ...

Welcome kids by name and show them the Welcome Question. Read the question out loud to younger kids. Invite kids to talk together about things or situations where they would like to be in charge. Offer the paper and coloring utensils to those who would like to draw what it would look like for them to be in charge. If kids need help getting started, share an idea of your own.

#### At your start time ...

Gather all the kids together and welcome them to church! Invite several kids to share their answers (and drawings, if any were made) to the Welcome Question: **If you could be in charge of anything, what would you choose?**

**It can be fun to be in charge, but it's also a lot of responsibility! When we're in charge of something, we have the power to make decisions. Today we'll hear in God's big story about a time when Jesus showed that He had the power over something pretty unbelievable! But first, it's time to be curious!**

#### Curiosity Questions

Ask the following "I'm curious" questions. Say "I'm curious ..." before each question and give kids a chance to think about and answer each one.

**I'm curious ...**

- What are some things you're in charge of at home?
- What are some things that are out of your control?

## Elementary Interactive Game: Mother, May I?

**SUPPLIES:** masking or painter's tape

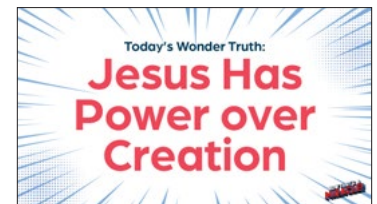
**Wonder Ink RESOURCES:** Mother, May I? Slide; Storm Wonder Truth Slide

Ahead of time, tape two long lines on the floor, one on each end of your space, to serve as start and end lines.

Display the Mother, May I? Slide. **Let's play a game called Mother, May I? where someone will be in charge!** Have all the kids gather behind one line. Stand at the other line and face the group. **"Mother" will stand where I am. Your goal is to be the first to reach this side of the room. To get here, you need to ask Mother how you can move. For example, you could ask, "Mother, may I take 10 giant steps?" Then Mother can decide yes or no. But she'll always tell you what you can do next, such as, "No, you may not take 10 giant steps. But you may take 10 baby steps."**

Play the game first with you as the "Mother." Kids can take turns asking Mother how they can move. Then the first kid to reach the line gets to be the next Mother in the game. If your group is large, have kids form groups of 2–4 and make their requests of Mother as a team who moves together. Play a few rounds, then invite everyone to have a seat.

**In our game, "Mother" had power over how you moved forward. Power is important. Many people like to be in charge or have control. Today we'll learn what happened when Jesus and His disciples were stuck in a furious storm, and Jesus showed His power through a miracle—an amazing sign that God is at work!** Display the Storm Wonder Truth Slide. **Today's Wonder Truth is JESUS HAS POWER OVER CREATION.**



**Make It Inclusive:** Invite any kids with limited mobility to take a turn as "Mother," which they can do from a seated position. If there are kids who need extra support to follow directions, invite all the kids to work with partners or small teams. Assign a leader to join the teams that include kids who need more support.

## Preteen STEM Activity: Inflate to Accelerate!

**SUPPLIES:** masking or painter's tape, toy cars (1 per kid, plus 1), disposable straws (1 per kid, plus 1), balloons (1 per kid), duct tape, rulers, kid-safe scissors

**Wonder Ink RESOURCES:** Inflate to Accelerate! Slide, Storm Wonder Truth Slide

**Allergy Caution:** Be aware of any latex allergies or sensitivities among your kids and volunteers before doing this activity!

Ahead of time, tape two long lines on the floor, about 10 feet apart from each other, to serve as start and finish lines for a toy car race.

Display the Inflate to Accelerate! Slide and gather the kids. **Today we're going to race cars! Only rather than powering our cars by pushing them or using an energy source such as electricity or fuel, we're going to use the air from our own lungs!** Set out the toy cars, straws, duct and masking



tape, rulers, and kid-safe scissors. Show kids how to make a simple balloon-powered car by completing the following steps. Once they've watched you make a sample balloon-powered car, invite them to make their own:

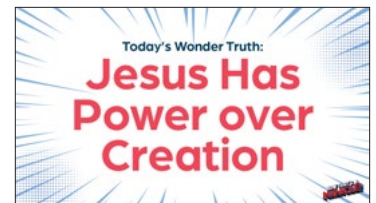
1. Cut a straw into a piece about four inches long.
2. Insert the straw partway into the open end of the balloon and seal it with duct tape.
3. Choose a toy car and set the straw on top of the car. Tape the straw in place with masking tape. (The balloon should hang over the front of the car with the straw pointing toward the rear. Otherwise, the car will go backwards!)
4. Inflate the balloon by blowing into the straw. Once the balloon is full, pinch the neck of the balloon so the air doesn't escape.
5. Put the car on the floor while still pinching the balloon closed. Let go and watch the car go!



Encourage kids to practice inflating their balloons and watching their cars go before the official race begins. Once everyone is ready, invite the kids to inflate their balloons and set their cars on the starting line while pinching their balloons closed. When you say, "Go," kids can release their balloons and see whose car crosses the finish line first!

**Leader Tip:** If you have a large group, consider modifying this activity. Give each kid a balloon. Have each kid blow up their balloon and pinch them closed so the air is not released. Then have kids take turns releasing their balloons to see whose balloon goes the farthest away.

After the race, gather the kids together. **Who knew the air in your lungs could power a car?!** **Newton's Third Law of Motion states that for every action, there's an equal and opposite reaction. That means that when the air you blew into the balloon escaped, the opposite reaction sent your car racing across the floor! Today we'll learn what happened when Jesus and His disciples were stuck in a furious storm, and Jesus showed His power through a miracle—an amazing sign that God is at work!** Display the Storm Wonder Truth Slide. **Today's Wonder Truth is JESUS HAS POWER OVER CREATION.**



## Declaring God's Wonder

**Wonder Ink RESOURCES:** Storm Declaration Slide

Display the Storm Declaration Slide. Read each line boldly and invite kids to repeat after you.

**Thank You, God, that You are good!** (Kids repeat.)

**You made me on purpose, for a purpose.** (Kids repeat.)

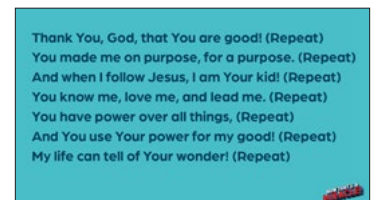
**And when I follow Jesus, I am Your kid!** (Kids repeat.)

**You know me, love me, and lead me.** (Kids repeat.)

**You have power over all things,** (Kids repeat.)

**And You use Your power for my good!** (Kids repeat.)

**My life can tell of Your wonder!** (Kids repeat.)





## LESSON 1 ELEMENTARY & PRETEEN

### Large Group

Guide kids into knowing God, exploring His big story, and marveling at His wonder.

### LESSON AT A GLANCE

**WONDER TRUTH:** Jesus Has Power over Creation

**SCRIPTURE:** Mark 4

**WORD OF WONDER:** Job 36:26a

### Prayer of Invitation

Lead kids in a prayer of invitation before entering into worship and God's big story: **God, thank You for being with us. Teach us more about Jesus. Holy Spirit, help us understand the importance of Jesus' power over creation. Lead us to know God's great love for us through Jesus! In Jesus' name, Amen.**

### Worship

**Wonder Ink RESOURCES:** songs from the [Now That's a Miracle! Elementary Spotify playlist](#)

Today we'll hear about Jesus' power over creation! The same Jesus who can command the wind and waves loves you and me! Let's praise Him now. Play songs from the [Now That's a Miracle! Elementary Spotify playlist](#) and encourage the kids to sing and dance as they praise God.

### God's Big Story

#### Hear It, Watch It, Experience It!

This lesson includes three opportunities for your kids to enter the story—each one reinforces the others! **HEAR** it read directly from the Bible. **WATCH** it in a video. **EXPERIENCE** it through the live script.



**SUPPLIES:** Bibles (1 per kid)

**Wonder Ink RESOURCES:** Storm Title Slide, [Jesus Calms the Storm God's Big Story Video](#)

Display the Storm Title Slide. Tell your group that today's story comes straight from the Bible and can be found in the book of Mark, the second book in the New Testament. Have kids open their Bibles to Mark 4. Encourage volunteers to assist kids in finding the passage.

**Let's start by reading part of God's big story directly from the Bible. Afterward, we'll watch and experience more of the story!**

Read Mark 4:35–41 and have kids follow along. Then do one or both of the following:

- Use the following Jesus Calms the Storm Experience It! Script
- View [Jesus Calms the Storm God's Big Story Video](#)

## LESSON 1 JESUS CALMS THE STORM

### EXPERIENCE IT! SCRIPT

**SUPPLIES:** toy sea creatures; artificial seaweed/plants; plastic kid pool or large, shallow tub; tarp; spray bottle; water; large dark, sheer fabric

Ahead of time, place toy sea creatures and artificial plants inside the pool or tub. Cover the pool with a tarp. Fill the spray bottle with water and set it nearby.

**Make It Inclusive:** Getting wet (especially unexpectedly) can cause some kids to feel anxious or upset so it's best simply to avoid spraying kids directly with water.

**Leader Tip:** For Preteens. Invite older kids in your group to hold the sheer fabric and make the waves as you tell the story.

While on earth, Jesus spent a lot of time teaching people what God's kingdom is like. He often told simple stories called parables that used everyday ideas and objects to help people understand God and His kingdom better.

One time after sharing these stories all day with a large crowd, Jesus invited His closest followers, His disciples, to cross a large lake called the Sea of Galilee with Him. Uncover the kiddie pool or tub.

We'll call this the Sea of Galilee. Who knows what can be found in the sea? Take some answers from the kids and hold up the different toy sea creatures.

Look at these fish! Fun fact—there are 18 different species of fish found in the Sea of Galilee. I wonder which kind the disciples fished for. And check this out! Hold up the artificial seaweed or plant.

The Sea of Galilee also has a lot of plants to help fish live. It's great we know so much about what happens in seas and oceans. But back in Bible times, they didn't have fancy cameras, lights, and diving suits to go deep into the water. Because of that, people felt the sea was mysterious and scary.

When Jesus and His disciples got into the boat, it was evening, which means that it was getting dark. Place dark, sheer fabric over the pool or tub, covering the sea creatures and plants. Jesus was probably tired and wanted to rest after being with people and teaching, so as His disciples pushed the boat out into the water, Jesus went to the back of the boat and fell asleep on a cushion. There were several other boats traveling alongside them.

Suddenly a furious, wild storm came up! Move the sheer fabric around a bit. Start spraying the water all over, especially into your own face. Huge waves crashed over the side of the boat, nearly causing it to sink. Exaggerate your movements and feel free to be silly! Meanwhile, where was Jesus? He was sleeping!

Even though some of the disciples were fishermen and had probably experienced some pretty bad weather in the past, this storm was more than they could handle! Terrified, they went to Jesus and woke Him. "Don't you care if we drown?" they asked (Mark 4:38). Continue to spray water.

Do you think Jesus cared? Pause for kids to answer. Jesus did care, but His disciples didn't



understand yet who He truly was. Jesus stood up and said to the waves, “Quiet! Be still!” (Mark 4:39). Stop spraying and sit still. Allow a few moments of quiet.

The wind died down, and everything became calm. Straighten the sheer fabric over the pool or tub. Turning to His disciples, Jesus asked, “Why are you so afraid? Don’t you have any faith at all yet?” (Mark 4:40).

Again, the disciples were afraid, but this time it wasn’t the storm they feared. They realized that whoever Jesus was, even the wind and waves obey Him! What the disciples saw was miraculous—an amazing sign that God was at work! Jesus was more powerful than the storm! Jesus has power over creation.

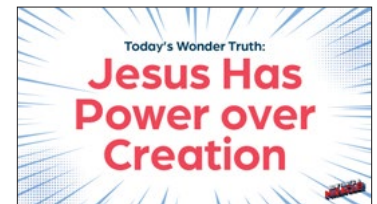
## Connecting the Wonder Truth

**Wonder Ink RESOURCES:** Storm Wonder Truth Slide

Display the Storm Wonder Truth Slide.

Our Wonder Truth today is **JESUS HAS POWER OVER CREATION**.

Where did you see our Wonder Truth in the story? Allow kids to answer freely.



Throughout the Old Testament, we see God’s power over creation! He speaks, and the universe is created! He parts the Red Sea and causes bread to rain on His people. So when Jesus calmed the storm, He demonstrated great power that only belongs to God. Jesus showed that He is more than just a man—He is God!

## In Awe of God’s Wonder

Spend a few moments allowing kids to think about the wonder of God’s story.

**What is one thing you wondered about during the story?** Give kids time to think of their questions. You don’t need to answer them; simply allow kids’ questions to lead them to a deeper revelation of who God is.

**If you had been in the boat with Jesus, how would you have reacted to the storm? Would you have woken Jesus up? Why or why not?** Allow kids to respond freely. Encourage kids to share their responses with a neighbor before sharing with the group.

## LESSON 1 ELEMENTARY & PRETEEN

### Small Group

Help kids see the wonder of God's story and how it connects to their own story.

### LESSON AT A GLANCE

**WONDER TRUTH:** Jesus Has Power over Creation

**SCRIPTURE:** Mark 4

**WORD OF WONDER:** Job 36:26a

### Word of Wonder Activity

#### WORD OF WONDER

How great is God—beyond our understanding!

—Job 36:26a (NIV)

How great God is! We'll never completely understand him.

—Job 36:26a (NIRV)

**SUPPLIES:** Bible, pen (prep only), sticky notes, stopwatch (optional)

**Wonder Ink RESOURCES:** Word of Wonder Slide (optional), [Elementary Word of Wonder Video](#) (optional)

Ahead of time, write the words of Job 36:26a onto sticky notes, one word per note. If groups are small (2–5 kids), make one verse set of sticky notes per small group. If each group has more than five kids, prepare two sets of sticky notes per group. For younger kids, write a phrase of the verse on each note and station a volunteer near the wall to help kids read their sticky notes and put them in verse order.

**Today in God's big story, we saw God's great power on display through Jesus when He calmed the storm! Our Word of Wonder for the Now That's a Miracle! series declares how great God is! Let's say the verse together.** Open your Bible to Job 36:26a. If possible, display the Word of Wonder Slide or watch the [Elementary Word of Wonder Video](#). Introduce kids to Job 36:26a by reading it several times together.

**Now let's practice our Word of Wonder with a relay game!** If your group has two verse sets of sticky notes, help kids form two teams. Line both teams up on opposite walls where they can place the sticky notes. Set a verse set of sticky notes on the floor in front of each team. (Mix up the notes so they aren't in verse order!) When you say, "Go!" the first kid on each team will grab the first sticky note, run to the wall, stick the note on the wall, run back, and tag the next person in line. That person will grab the next sticky note, run to the wall, and stick it to the wall in the order it belongs. Each team's goal is to put the notes in verse order. The first team to stick all the notes to the wall in verse order wins! (If your group is small and only has one set of verse notes, have everyone work together on one team. Consider using a stopwatch to time each round and challenging kids to beat their previous time!)

## Elementary Questions

- **Who was on the boat with Jesus?** *(Jesus' disciples, who were His closest followers)*
- **Where was Jesus, and what was He doing when the storm started?** *(He was at the back of the boat sleeping on a cushion.)*
- **How might the disciples have felt as huge waves crashed over the side of the boat?** *(Possible answers: scared, terrified, helpless)*
- **What did Jesus do when the disciples woke Him up?** *(Jesus stood up and told the waves to be still, and everything became calm.)*
- **A miracle is an amazing sign that God is at work! What does this miracle show us about Jesus?**
- **When have you felt scared or helpless? What can you do when you're afraid?**

Being unable to control what's happening can feel scary or frustrating. Jesus showed He is God by stopping the storm. Jesus has power over creation! We can trust Him to take care of us through the things we can't control. Let's talk to God together right now.

## Preteen Questions

- **Where was Jesus, and what was He doing when the storm started?** *(He was at the back of the boat sleeping on a cushion.)*
- **What did Jesus say when the disciples woke Him during the storm?** *(He told the storm to be still, and it was! Then He asked His disciples, "Why are you so afraid? Don't you have any faith at all yet?" [Mark 4:40].)*
- **Why were the disciples still afraid after Jesus calmed the storm?** *(They realized that Jesus has power over the wind and the waves!)*
- **Some of the disciples were fishermen, but they still couldn't control the boat in the storm. When did you think you could handle something, but it turned out to be harder than you imagined?**
- **What can you do when you feel helpless or are in a situation you can't control?**
- **What do you think you would do if you saw Jesus control a storm?**

When things are hard, it can feel like God might not be powerful enough to help. But He is. Jesus has power over creation, and we can trust Him to take care of us through the things we can't control. Let's talk to God together right now.

## Small Group Prayer Time

Invite kids to share prayer requests and praises and to pray for each other. Have each kid pray for the person on their right. Some kids may not feel comfortable praying out loud, and that's OK! Encourage them to pray silently and thank Jesus for having power over the hard things in our lives.

## LESSON 1 ELEMENTARY & PRETEEN

### Large Group or Small Group

Create space for God to remind kids they are known, loved, led, and their lives can tell of God's wonder.

### LESSON AT A GLANCE

**WONDER TRUTH:** Jesus Has Power over Creation

**SCRIPTURE:** Mark 4

**WORD OF WONDER:** Job 36:26a

### Elementary Responding in Worship: Seaside Mural

**SUPPLIES:** butcher paper (blue paper and tan/brown paper, if possible); tape; permanent marker (prep only); coloring utensils; kid-safe scissors; paper cutouts of seaweed and fish (optional); whiteboard (optional); dry-erase marker (optional); additional art supplies such as glitter glue, stickers, jewels, etc. (optional); glue (optional)

**Wonder Ink RESOURCES:** Seashell Sheet (1 per kid), Seaside Mural Slide, "Our God" from the [Now That's a Miracle! Elementary Spotify playlist](#)

Ahead of time, print one Seashell Sheet for each kid. Tape a long sheet of butcher paper to the wall to serve as a mural. If you have blue and tan/brown paper, make a mural that resembles the shore along the Sea of Galilee by placing the tan/blue paper along the bottom to represent the sand/shore and taping the blue paper just above it to represent the water. Consider adding decorative touches like fish and seaweed cutouts on the blue paper. Across the top of the mural, use a permanent marker to write the Wonder Truth in large letters: Jesus Has Power over Creation.

Display the Seaside Mural Slide and gather the kids. **Today in God's big story, the disciples were afraid because Jesus wasn't who they thought He was. They knew Jesus was a good leader and teacher, but they didn't know that Jesus had power over creation.** Ask kids the following questions. Invite them to share their responses to each one. Consider writing their answers on a whiteboard.

- What do you know about Jesus?
- How did Jesus show His power over creation in today's story?
- What does Jesus' power show us about God?

**Jesus is more powerful than the strongest storm, and when we follow Him, He promises to be with us always!** Give a Seashell Sheet to each kid and set out coloring utensils and any other art supplies you have available. Invite kids to think quietly about this question and to draw a picture of their



answers on their shells: **When have you experienced Jesus' power in your life or known He was with you?**

Play "Our God" from the [Now That's a Miracle! Elementary Spotify playlist](#) as kids draw on their seashells. As kids finish drawing, invite them to cut out their shells and tape or glue them onto the mural on the wall as a reminder that the same Jesus who has power over the wind and the waves is with us!

**Make It Inclusive:** Cut out the seashells from the Seashell Sheets ahead of time for any kids who have fine motor skill challenges. Also have simple adaptive art supplies available, such as jumbo crayons and markers, crayon rocks, and pencil grips for colored pencils.

## Preteen Responding in Worship: Jesus in the Storm Bracelets

**SUPPLIES:** bracelet string/chord (about 10" per kid), scissors (prep only), beads (including seashell and letter beads, if possible)

**Wonder Ink RESOURCES:** Jesus in the Storm Bracelets Slide, "Our God" from the [Now That's a Miracle! Elementary Spotify playlist](#)

Ahead of time, precut 10" lengths of bracelet string/chord for each kid. Set out various beads, including seashell and letter beads, if possible.

**Leader Tip:** Different types of seashell beads are available in bulk from online retailers and at many craft stores. Using seashell beads for this activity helps kids connect Jesus' power to today's story, where the wind and waves obeyed Jesus' command!

Display the Jesus in the Storm Bracelets Slide and gather the kids. **Today in God's big story, the disciples were afraid because Jesus wasn't who they thought He was. They knew Jesus was a good leader and teacher, but they didn't know that Jesus had power over creation.** Ask kids the following questions. Invite them to share their responses with a neighbor or small group before they share with the large group.

- **What do you know about Jesus?**
- **How did Jesus show His power over creation in today's story?**
- **What does Jesus' power show us about God?**
- **When have you experienced Jesus' power in your life or knew He was with you?**
- **What is a situation you're facing now that is difficult?**

**Sometimes we call hard times and situations "storms" in life. How do you feel knowing that Jesus is more powerful than that situation, or storm?** Invite several kids to share their answers.

**Let's make bracelets that can help us remember that Jesus is more powerful than anything we might face.** Invite kids to create bracelets that will remind them that Jesus calmed the storm and has power over creation. Point out the bracelet-making supplies and show kids how to start their bracelets by tying a knot at one end of their chord/string. They might use seashell beads to remember how Jesus calmed the storm at sea, letter beads to spell out "Jesus" or another word that describes Jesus, and any other beads they choose. Play "Our God" from the [Now That's a Miracle! Elementary Spotify playlist](#) as kids work on their bracelets. Be available to help kids tie their bracelets to their wrists when they're finished.

Gather the kids when they're finished and invite them to hold up their bracelet-wearing wrists so you can admire their creativity! **Every time you look at your bracelet, remember that Jesus is with you when you follow Him. When you're scared or feel helpless, remember that Jesus is more powerful than any storm! You can talk with Him anytime, and He will give you peace and wisdom!**

**Make It Inclusive:** Arrange for a volunteer to be available to help kids who with fine motor skills. The kid can point out which beads she wants on her bracelet, and the leader can help her with stringing beads, tying knots, etc.

## Blessing Your Kids

**Wonder Ink RESOURCES:** Storm Blessing Slide

Display the Storm Blessing Slide. Speak this blessing over your kids, as a group or as individuals. If you bless kids individually, insert each name into the blessing.

**Blessing:** May you remember this week that the Jesus who controls the wind and waves also walks with you. There is nothing too big for Him to handle!

