

## LESSON 1

# JESUS GIVES THE GREAT COMMISSION AND ASCENDS

### LESSON AT A GLANCE

**WONDER TRUTH:** Jesus Sends the Holy Spirit

**SCRIPTURE:** Matthew 28; Acts 1

**GOD'S BIG STORY:** Jesus—resurrected and alive—appears to the disciples on a mountain in Galilee. He commissions His followers to share the good news and promises to send the Holy Spirit as a helper, then ascends into the sky to heaven.

**WORD OF WONDER:** The Holy Spirit gives us power. —from Acts 1:8

### CURIOSITY 15 minutes • Large Group or Small Group

Hands-on activities to spark curiosity and get kids thinking about the wonder of God

- Welcome Question: What is a task you needed help to complete?
- Curiosity Questions
- Curiosity Activity: Help Needed
- Declaring God's Wonder



### BELIEF 25–35 minutes • Large Group

An interactive dive into Scripture that guides kids into knowing God, exploring His big story, and marveling at His wonder

- Prayer of Invitation and Worship
- God's Big Story
- Connecting the Wonder Truth
- Word of Wonder: From Acts 1:8

### FAITH 15 minutes • Small Group

An intentional conversation that helps kids see the wonder of God's story and how it connects to their own

- Discussion Questions
- Craft: Wind Chimes
- Game: Hidden in the Clouds

### IDENTITY 10 minutes • Large Group or Small Group

An interactive worship response activity that creates space for God to remind kids that they are known, loved, led, and their lives can tell of God's wonder

- Responding in Worship: Ribbon Prayers
- Blessing Your Kids
- Closing Game: Pop the Bubbles

## Wonder@Home™

Designed for families to engage in the wonder of God together at home. This resource includes a video, worship playlists, activities, and more!

### INVITATION

We invite you to pause, listen, and shift your gaze toward the Father ...

### LESSON AT A GLANCE

**WONDER TRUTH:** Jesus Sends the Holy Spirit

**SCRIPTURE:** Matthew 28; Acts 1

**WORD OF WONDER:** From Acts 1:8

I bet the disciples could tell.

They'd been with the resurrected Jesus more than once, but this time something felt different. This time, they could sense it in their bones: He was leaving.

Maybe you've found yourself in that situation. People you love are heading toward the door, and you're not sure when you'll see them again. There's a long pause and then a promise: This isn't the end. We'll be together again.

Jesus promised His disciples that and more: The Holy Spirit was coming to fuel their faith and embolden their witness. Jesus wasn't abandoning them—He was moving into their lives in an entirely new way.

Read Matthew 28:16–20 and Acts 1:1–11. Picture yourself standing among the disciples as they receive Jesus' reassurance and promise. You belong there because His promise is to you too. As you embrace Jesus as Lord, like the disciples, you are also promised the presence of the Holy Spirit.

- In what ways do you sense the Holy Spirit speaking to you?
- In what corners of your life might you benefit from the power of the Holy Spirit?
- How would you explain to a friend what the Holy Spirit means to you? Thank Jesus for sending the Holy Spirit ... and open your heart to His gift.

—Mikal Keefer

Ministry Volunteer

Contributor to Wonder Ink

LESSON 1 **FOR LEADERS**  
**JESUS GIVES THE GREAT COMMISSION AND ASCENDS**

**DID YOU KNOW?**

**FOUNDATION BUILDING BLOCKS**

**WHO?**

The 11 remaining disciples were with Jesus, and perhaps some of Jesus' other followers. Jesus told them to carry His message to Judea, Samaria, and to the whole world, which means that the good news was for everyone—not just the Jewish people.

**WHAT?**

The What is really a Who! Before ascending to heaven, Jesus promised to send the Holy Spirit to help His followers complete the mission He gave them to share Jesus with the world. The Holy Spirit is God's powerful, wise, loving presence. The Holy Spirit is God.

**WHERE?**

Jesus brought His followers to the Mount of Olives (Acts 1:12). Mountaintops were locations conducive to seeing and hearing God. Just as Moses met with God on a mountain, Jesus taught from a hill or mountain (Matthew 5:1), which conveys His authority.

**WHEN?**

Jesus is thought to have lived about 33 years, with about three years devoted to public ministry. After Jesus rose from the dead, He appeared to His disciples and followers for 40 days before ascending to heaven.

**CONNECTING TO GOD'S BIG STORY:**

The Holy Spirit is the Spirit of God, active throughout all of history. In the Old Testament, the Holy Spirit empowered people like Joseph, Moses, David, and Isaiah to represent God. Jesus promised that the same Spirit will be with His followers as they spread the gospel.

## LESSON 1 EARLY ELEMENTARY

Large Group or Small Group

Spark curiosity and get kids thinking about the wonder of God.

### LESSON AT A GLANCE

**WONDER TRUTH:** Jesus Sends the Holy Spirit

**SCRIPTURE:** Matthew 28; Acts 1

**WORD OF WONDER:** From Acts 1:8

### Series Bumper and Countdown Videos

Choose between the [Power of the Spirit Series Bumper Video](#) and [Countdown Videos](#) to introduce the kids to the series.

### Welcome Question

**SUPPLIES:** paper, coloring utensils, whiteboard (optional), dry-erase marker (optional)

**Wonder Ink RESOURCES:** Commission Welcome Question Slide

Before kids arrive, display the Commission Welcome Question Slide or write the following question on a whiteboard: “What is a task you needed help to complete?” Set out paper and coloring utensils.



### As kids arrive ...

Greet kids warmly by name and ask about their week. Show them the Welcome Question and invite them to share their answer with a friend or to draw a picture of it. Tasks that are hard to complete alone might include moving something big or heavy, finding a lost pet, or baking cookies. Feel free to give kids examples from your own life of times when you needed help. Be sure to read the question aloud to younger kids.

### At your start time ...

Welcome the whole group and invite several kids to share their answers to the Welcome Question:

**What is a task you needed help to complete?**

**There are some things in life that are too difficult to do alone! Today in God’s big story, we’ll learn about Jesus’ plan for helping His followers complete a really big, really hard mission! But first, it’s time to be curious!**

## Curiosity Questions

Ask the following “I’m curious” questions. Say, “I’m curious ...” before each question and give kids a chance to think about and answer each one.

I’m curious ...

- Do you think it’s easier to accomplish big tasks by yourself or with helpers? Why?
- Who depends on your help? How do you help them?

## Curiosity Activity: Help Needed!

**SUPPLIES:** blindfolds, disposable cups (at least 20), timer

**Have you ever had a mission that seemed difficult to complete on your own? Maybe you’ve had a time when you were supposed to clean up a room that was really messy or build something really big. We have a mission to complete today. One of you can use these cups** (point to the disposable cups) **to build a big tower. Seems easy, right?** Allow the kids time to respond. **But the person building it must do it all while blindfolded. Now, do you think this will be easy?** Allow the kids time to respond.

Choose one kid to be blindfolded and put a stack of disposable cups in front of her. Set a timer for one minute and encourage the other kids to cheer for the kid as she builds. Challenge her to build the tallest tower that she can build. If you see that she’s struggling, pause the game.

**Do you think it would be easier to build this wall with some help?** Allow the builder to answer. **Let’s test it out and see if a helper will make this task easier.** Select a helper to assist the one building the tower. The helper won’t be blindfolded and can help using his hands and voice.

**Was it easier with help? What if you had more help?** Choose a couple of other kids to help. Then let someone else have a turn building and helping, until the group builds a tower. **It was easier to complete the mission with a helper!**

**We’re going to learn today about when Jesus gave His followers a big mission, or job, kind of like building this wall while blindfolded. But thankfully, His followers don’t have to complete the mission alone. We’ll learn that Jesus promised to send us a helper. We’ll learn all about it today in God’s big story. God gives us the Holy Spirit to help us.**

Let the kids play with and stack cups and practice helping one another.

## Declaring God’s Wonder

**Wonder Ink RESOURCES:** Declaration [Video](#) or Slide (optional)

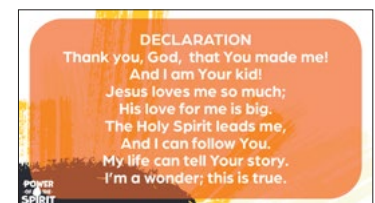
Show the Declaration [Video](#) or Slide and encourage the kids to say the statements and do the motions with you.

**Thank You, God, that You made me!** (Kids repeat words and motions.)

Make prayer hands, then point up and then to yourself.

**And I am Your kid!** (Kids repeat words and motions.)

Put your hands on your hips.



**Jesus loves me so much.** *(Kids repeat words and motions.)*

Spread your arms out wide to your side one at a time, then pull them in for a hug around your chest.

**His love for me is big.** *(Kids repeat words and motions.)*

Hold your arms up high and wide above your head.

**The Holy Spirit leads me,** *(Kids repeat words and motions.)*

Bring your arms down from above, making a path in front of you.

**And I can follow You.** *(Kids repeat words and motions.)*

March in place like you're following the leader.

**My life can tell Your story.** *(Kids repeat words and motions.)*

Hold your hands in front of you like an open book.

**I'm a wonder; this is true.** *(Kids repeat words and motions.)*

Put your hands up, shake your fingers, and celebrate ("praise hands").

## Large Group

Guide kids into knowing God, exploring His big story, and marveling at His wonder.

### LESSON AT A GLANCE

**WONDER TRUTH:** Jesus Sends the Holy Spirit

**SCRIPTURE:** Matthew 28; Acts 1

**WORD OF WONDER:** From Acts 1:8

## Prayer of Invitation

Lead kids in a prayer of invitation before entering into worship and God's big story: **God, thank You for each person in this room. Thank You for Your promise to send the Holy Spirit as a helper. Thank You that through Your Spirit, You are here with us! Help us hear You today. In Jesus' name, Amen.**

## Worship

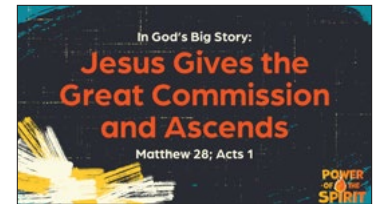
**Wonder Ink RESOURCES:** songs from the [Power of the Spirit Elementary Spotify playlist](#)

Today we'll hear about how Jesus promised to send the Holy Spirit to be a helper to all who follow Jesus. Let's praise and thank God for His presence! Play songs from the [Power of the Spirit Elementary Spotify playlist](#) and encourage the kids to sing and dance as they praise God.

## God's Big Story

### Hear It, Watch It, Experience It!

This lesson includes three opportunities for your kids to enter the story—each one reinforces the others! **HEAR** it read directly from the Bible. **WATCH** it in a video. **EXPERIENCE** it through the live script.



**SUPPLIES:** Bibles (1 per kid), sticky notes (2 per kid, optional)

**Wonder Ink RESOURCES:** Commission Title Slide, God's Big Story Video ([Early Childhood](#) or [Elementary](#))

Display the Commission Title Slide. Let kids know there are two Bible passages today, both from the New Testament. If you have sticky notes, give each kid two. Invite them to turn to Matthew 28 and Acts 1 and keep a finger (or place a sticky note) at each place. Encourage older kids to help younger kids find the two passages.

**Let's start by reading part of God's big story directly from the Bible. Afterward, we'll watch and experience more of the story!**

Read Matthew 28:16–20 aloud (or invite a confident reader to do so) while everyone follows along. Next, invite kids to turn to Acts 1:1–11 and to follow along as you read aloud. Then do one or both of the following:

- View God’s Big Story Video ([Early Childhood](#) or [Elementary](#))
- Use the following Jesus Gives the Great Commission and Ascends Experience It! Script

## LESSON 1 JESUS GIVES THE GREAT COMMISSION AND ASCENDS

### EXPERIENCE IT! SCRIPT

**SUPPLIES:** scissors (prep only), posterboard (white or blue), colorful balloons (6–8, inflated), white balloons (3, inflated), string or twine, small table or box to represent a mountain, permanent marker

**Allergy Caution:** Be aware of any latex allergies or sensitivities before doing this activity.

Before kids arrive, cut out a large cloud from the posterboard. Inflate all of the balloons. With string or twine, hang the cloud from the ceiling. (Alternatively, you can have a volunteer hold it up high during the telling of the story.) Set the small table or box under the cloud. Write *Jesus* on one of the white balloons. Set the other two white balloons out of sight. Place the colorful balloons off to the side near your teaching area.

As you tell the story, the colorful balloons will represent the disciples, the white balloon with *Jesus* on it will represent Jesus, and the other two white balloons will represent the angels.

**Leader Tip:** To add some pizzazz to your telling of this story, use a white helium balloon to represent Jesus and attach a metal washer or weight to the bottom of the string. When it’s time for Jesus to ascend, remove the weight and release the balloon.

**After Jesus was killed by the Romans, God brought Him back to life.** Hold up the *Jesus* balloon; then place it on the ground. **Jesus then appeared to His disciples and proved to them He really was alive. He ate food with them and let them touch Him.** Bring out colorful balloons to sit around the *Jesus* balloon on the ground. **His disciples knew then for sure that Jesus wasn’t a ghost or a dream.**

**The disciples went to a mountain in the region called Galilee, where Jesus had told them to go.** Move the *Jesus* balloon and other balloons onto a small table/box positioned under the cloud. **There on the mountain, Jesus told His disciples that they would have a special mission to complete—to tell people all about Jesus and the things He taught and the miracles that He did. Most importantly, they would tell everyone how Jesus died and came back to life so that every person could have a relationship with God. They would invite others to become Jesus’ disciples too, and they would baptize them—cleansing them with water as a symbol of turning from their old ways and God washing them clean of sin. Jesus told them to carry this message all over the world.**

Stand, hands on hips. **Whew! That’s quite a mission! Especially in a time with no air travel, Internet, or phones! Jesus did not expect His disciples to complete this mission all by themselves. Instead, He promised to send the Holy Spirit to help them. Like Jesus and the Father, the Holy Spirit is also God, and so Jesus was promising that God would still be with them even when Jesus was no**

**longer physically on earth. The Holy Spirit—God’s powerful, wise, and loving presence—would come and fill the disciples and give them power to share Jesus’ message with everyone.**

Crouch behind balloons, collecting the regular balloons. **But Jesus’ mission confused the disciples. They expected God to free the people of Israel from the Roman Empire. They believed God’s promise that Jesus, the Messiah, would one day rule the whole world. But they didn’t understand why Jesus wasn’t ruling already and why Israel wasn’t free yet. They asked Him, “Lord, are you going to make Israel a free kingdom now?”**

**Earlier Jesus had told His disciples that only God the Father knows exactly when Jesus will come back and rule the world (Matthew 24:36). Instead of worrying about it, Jesus wanted the disciples to focus on taking the message about Jesus to the entire world. “You should not be concerned about times or dates,” Jesus told them. “The Father has set them by his own authority” (Acts 1:7). Jesus promised the disciples again that the Holy Spirit would come to them and help them complete their mission.**

**Suddenly, before their eyes, (take the Jesus balloon and “float” it up to be behind the cloud) Jesus started to rise off the ground and into the sky until He disappeared behind the clouds. Then two angels dressed in white clothing appeared in human form. Pull the two white balloons from behind the small table or box. The angels told the disciples to stop staring up into the clouds. They said, “Just like Jesus went up to heaven, one day He will come back down in the same way.” Push the colorful balloons back to the ground. Then the disciples returned to Jerusalem. They waited there for Jesus to fulfill His promise to send the Holy Spirit.**

Pick up a balloon and sit in front of the kids, gently tossing the balloon in your hands. **The disciples knew that they needed the Spirit’s power to complete the mission Jesus gave them. But Jesus didn’t promise to give the Spirit only to the disciples gathered that day. Instead, the Holy Spirit comes to everyone who believes in Him. The Holy Spirit makes it possible for anyone who trusts in Jesus to become His disciples and share Jesus’ message just like the very first disciples did. Reach out as though pointing to each kid with the balloon. Even today, Jesus promises to send the Holy Spirit.**

**Make It Inclusive:** Some kids are very sensitive to loud noises like balloons popping and may feel anxious with this balloon activity. Consider announcing that the balloons will not be popped to help ease any of their concerns or worries. Noise canceling headphones could be provided for those with more significant anxiety about loud sounds.

## Connecting the Wonder Truth

Ask the following question to help kids connect the Wonder Truth to God’s big story:

**Our Wonder Truth today is JESUS SENDS THE HOLY SPIRIT. Where did you see our Wonder Truth happen in the story?** Allow kids to answer freely.

**We see the Holy Spirit working all throughout the Bible! In the Old Testament, the Holy Spirit empowered people like Joseph, Moses, David, and Isaiah to give God’s messages. Then in the New Testament, Jesus promised that the same Spirit will be with His followers as they share His story. When we follow Jesus, the same Holy Spirit is with us and in us!**

## Word of Wonder

**SUPPLIES:** Bible, scissors (prep only)

**Wonder Ink RESOURCES:** Verse Picture Cards, Power of the Spirit Word of Wonder Slide or [Video](#) (optional)

**WORD OF WONDER**  
The Holy Spirit gives us power.

—from Acts 1:8

Before kids arrive, print the Verse Picture Cards and cut out each card. Hide the cards around the room.

Display the Word of Wonder Slide or [Video](#), if using. **Our Word of Wonder for the Power of the Spirit series is from Acts 1:8. Let's practice saying the Word of Wonder together.**

**In the Power of the Spirit series, we're learning about the Holy Spirit. We'll hear incredible stories written in the Bible to show how the Holy Spirit gives us power. Let's play a game to help us remember that!**

**There are three cards hidden around the room. On each card is a picture that will help us remember the Word of Wonder for this series. Let's see if you can find the three cards.**

Encourage the kids to find the cards and bring them back to the front.

**What pictures do you see?** Allow kids time to respond. **A bird, a pair of hands, and a person flexing muscles. This bird is a dove, which represents the Holy Spirit** (Matthew 3:16).

**The hands represent us receiving (or getting) something. What do we get from the Holy Spirit?**

Allow the kids to respond.

**Yes! We get power. The muscles represent power.**

**Let's read this together.** Hold up each card as you say that part of the verse.

**The Holy Spirit** (hold up card 1) **gives us** (hold up card 2) **power** (hold up card 3). Repeat several times for the kids to memorize the verse. Try letting them say the verse without the picture cards. Then invite the kids to hold up the cards while you all say the verse together.

Encourage the kids to do the motions and say the verse with you.

- **THE HOLY SPIRIT**—Move arms up and in a circle in front of your body, palms facing out.
- **GIVES US**—Point to yourself.
- **POWER.**—Flex your arm muscles.
- **FROM ACTS 1:8**—Hold your hands together as if opening a book.

Gather kids to discuss these questions:

- **Who gives us power?** (God; the Holy Spirit)
- **What special job or mission will God help us do that we learned about today?** (share His story with others)



## Small Group

Help kids see the wonder of God's story and how it connects to their own story.

### LESSON AT A GLANCE

**WONDER TRUTH:** Jesus Sends the Holy Spirit

**SCRIPTURE:** Matthew 28; Acts 1

**WORD OF WONDER:** From Acts 1:8

## Discussion Questions

**SUPPLIES:** white balloon (inflated), permanent marker

**Wonder Ink RESOURCES:** upbeat music from the [Power of the Spirit Elementary Spotify playlist](#)

**Allergy Caution:** Be aware of any latex allergies among your kids and volunteers before doing this activity!

Ahead of time, use a permanent marker to write "Jesus" on the balloon.

**In today's story, we learned about when Jesus went up to heaven. The word for that is ascends. Can you say that?** Pause to allow the kids to respond. **Jesus went to heaven, which is where He is now. But He didn't leave us alone. Who did He send to be our helper?** Allow the kids to respond. **He sent the Holy Spirit. The Holy Spirit comes to everyone who believes in Jesus. The Holy Spirit helps people who trust in Jesus to become His disciples and share Jesus' message just like the very first disciples did.**

**To help us remember this, we're going to bop the Jesus balloon up to the pretend sky while we think about how Jesus ascended and sent the Holy Spirit to help us. You'll bop the balloon up around the circle while the music plays. When the music stops, whoever is the last person to touch the balloon will answer a question.**

Play upbeat music from the [Power of the Spirit Elementary Spotify playlist](#) as the kids bop the white balloon around the circle and answer questions when you pause the music.

### DISCUSSION QUESTIONS

- **What was the special mission or job Jesus gave His followers before He went to heaven?** (tell everyone about Jesus all over the world)
- **How did Jesus say He would help His followers with this mission?** (by sending the Holy Spirit)
- **Who were the disciples told to share the story of Jesus with?** (everyone in the world)
- **How do you think the Holy Spirit helps us?** (If the kids need help, offer ideas such as: The Holy Spirit helps us share God's message with others; the Holy Spirit gives us power and courage; the Holy Spirit lives in us and helps us obey God.)
- **Who is someone you can tell about Jesus?**
- **Who has shared about Jesus with you?**

**Leader Tip:** Open-ended questions can be challenging for some kids. Offer two answer choices to help them understand and engage. For example, you might ask, “Who did Jesus promise to send as a helper to His followers: the Holy Spirit or Moses?”

**God knows you and loves you, and He wants you to talk to Him and tell Him everything. You can tell Him what makes you happy, what makes you angry, and ask Him for help if you need His help in any area of your life. You can tell God anything. Let’s talk to God.**

Invite kids to share prayer requests and praises and to pray for each other. Some kids may not be comfortable praying out loud. That’s OK! Encourage them to pray silently and thank God for sending the Holy Spirit for us. God hears all our prayers!

## Craft: Wind Chimes

**SUPPLIES:** yarn or string (6 pieces per kid, varying lengths), scissors (prep only), twigs or craft sticks (1 per kid), beads (handful for each kid), bowls (1 per small group of kids), electric or portable battery-powered fan

**Wonder Ink RESOURCES:** music from the [Power of the Spirit Elementary Spotify playlist](#)

Ahead of time, cut six pieces of yarn or string for each kid, of varying lengths. Tie the pieces of yarn or string to a twig or craft stick from one end of the twig to the other. This string will allow the wind chime to hang. Place the beads in bowls.

**We’re going to make wind chimes. You’ll put beads on each piece of yarn. When you get the beads on the yarn, a leader will tie the end so you don’t lose any beads.** Invite the kids to put beads on their yarn, then help them tie the yarn so the beads stay on.

**We can’t see the Holy Spirit, kind of like we can’t see the wind. But we can feel the wind. We can see things blowing in the wind (like leaves or wind chimes!). We can see the Holy Spirit working in our lives and helping us. We can feel the Holy Spirit’s power inside of us. We can remember that even though we can’t see the Holy Spirit, we can trust that the Holy Spirit is with us when we follow Jesus. You can take your wind chime home and hang it outside, where it can blow in the wind. When it does, may it remind you of the power of the Holy Spirit that is real and powerful!**

Prepare an electric or portable battery-powered fan so it’s ready to turn on when the kids finish their wind chimes.

Hold up an example of what they will be making and show how the fan moves the strings, so the beads make noise. You can play music from the [Power of the Spirit Elementary Spotify playlist](#) while kids are working on their wind chimes.

After the kids make their own wind chimes, show them how the wind can blow the pieces of string and beads, causing them to make noise when they knock into each other.



**Leader Tip:** Watch your kids closely to ensure beads are used safely.


## Game: Hidden in the Clouds

**SUPPLIES:** white sheet or blanket

**Wonder Ink RESOURCES:** Jesus Picture

Ahead of time, print the Jesus Picture.

**In our story today, we heard about Jesus rising through the clouds to go to heaven, which is where He is today. But He didn't leave us alone. After Jesus went to heaven, angels told the disciples to stop looking up into the clouds. The angels said, "Just like Jesus went into heaven, one day He will come back in the same way" (from Acts 1:11). Then the disciples went back to Jerusalem. They waited there for the Holy Spirit to come, like Jesus promised. And the Holy Spirit did come to those who follow Jesus.**



**Jesus sent the Holy Spirit to be our helper. How do you think the disciples felt when they saw Jesus disappear into the clouds?** Allow the kids to respond. **How do you feel knowing that Jesus sent the Holy Spirit to be our helper?** Allow the kids to respond.

**Let's take turns hiding the Jesus Picture in our pretend clouds.**

Put the Jesus Picture under a white sheet or blanket. Let the kids take turns holding onto the sides of the sheet. Let them lift the sheet or blanket up and down to "hide" the Jesus picture.

Invite the kids to close their eyes as they raise the sheet and choose one kid at a time to hide the Jesus Picture under the sheet or blanket. Let the kids raise the sheet or blanket up and look for it. You can use multiple white items and let the kids guess which one has the Jesus Picture under it. To make it more active, put the white items on the other side of the room or somewhere higher (like a countertop). Let the kids run to it and hide the Jesus Picture, and then run back to where they started.

### Large Group or Small Group

Create space for God to remind kids they are known, loved, led, and their lives can tell of God's wonder.

### LESSON AT A GLANCE

**WONDER TRUTH:** Jesus Sends the Holy Spirit

**SCRIPTURE:** Matthew 28; Acts 1

**WORD OF WONDER:** From Acts 1:8

### Responding in Worship: Ribbon Prayers

**SUPPLIES:** ribbon or crepe paper streamer (1' per kid), scissors (prep only), markers, electric or battery-powered fan, dowel rods or unsharpened pencils (optional), tape (optional)

Ahead of time, cut a one-foot piece of ribbon or crepe paper streamer for each kid. Set out ribbons and markers. You can also set out dowel rods or unsharpened pencils and tape. Have a fan ready to plug in and turn on.

Invite the kids to make their own ribbons with praises on them. Kids can use markers to draw abstract pictures or draw things they want to thank God for helping them with in their lives. **Jesus didn't leave us alone. When we follow Jesus, the Holy Spirit comes to live in us and help us. We can share God's messages with others and do the mission that Jesus gave His followers. Let's take time to praise God for the Holy Spirit with our ribbons.**

Let the kids wave their ribbons or streamers in the air and shout praises.

**We can praise God for giving us the Holy Spirit. God sent a helper to live in us and guide us. Let's praise God with our ribbons some more!** Turn on the fan. **The ribbons blow in the wind, which reminds us of how The Holy Spirit helps us even though we can't see the Holy Spirit.**

Be sure to unplug the fan and set it in a place where kids can no longer reach it after this activity.

### Blessing Your Kids

**Wonder Ink RESOURCES:** Commission Blessing Slide

Display the Commission Blessing Slide. Speak this blessing over your kids, as a group or as individuals. If you bless kids individually, insert each name into the blessing.

**Blessing:** Jesus promised to send the Holy Spirit to all who believe in Him, and that includes us! Through the Holy Spirit, God is always with you and in you. May you walk in step with the Holy Spirit this week and always, receiving His help and power to share God's love!



## Closing Game: Pop the Bubbles

**SUPPLIES:** bubble machine or bubble wand, balloons (optional)

Today we learned that Jesus went up into the clouds to heaven. Have you ever played with bubbles? Allow the kids to respond. Bubbles can float up toward the sky like Jesus did when He went to heaven.

We're going to play a game of popping bubbles. I'll call out a body part you'll use to pop the bubbles. Don't let any bubbles hit the floor!

Call out the following body parts while blowing bubbles (or use a bubble machine):

- thumb
- pointer (index) finger
- pinky finger
- nose
- head
- elbow
- knee
- foot

If you don't have bubbles, you can have the kids bop balloons instead.

Remember, Jesus didn't just leave us alone! He sent the Holy Spirit to be with us and help us!

**Make It Inclusive:** For kids who need extra help or visual cues, print pictures of each body part listed below and let kids pull out a picture and point to that body part.