

LESSON 1

JESUS CALMS THE STORM

LESSON AT A GLANCE

WONDER TRUTH: Jesus Has Power over Creation

SCRIPTURE: Mark 4

GOD'S BIG STORY: Jesus demonstrates His power over creation when He commands the wind and the waves to be still, and they obey!

WORD OF WONDER: How great God is! We'll never completely understand him. —Job 36:26a

CURIOSITY 15 minutes • Large Group or Small Group

Hands-on activities to spark curiosity and get kids thinking about the wonder of God

- Welcome Question: If you could be in charge of anything, what would you choose?
- Curiosity Questions
- Curiosity Activity: Wind Power
- Declaring God's Wonder



BELIEF 25–35 minutes • Large Group

An interactive dive into Scripture that guides kids into knowing God, exploring His big story, and marveling at His wonder

- Prayer of Invitation and Worship
- God's Big Story
- Connecting the Wonder Truth
- Word of Wonder: Job 36:26a

FAITH 15 minutes • Small Group

An intentional conversation that helps kids see the wonder of God's story and how it connects to their own

- Discussion Questions
- Craft: Storm in a Bottle
- Game: Toss the Boat

IDENTITY 10 minutes • Large Group or Small Group

An interactive worship response activity that creates space for God to remind kids that they are known, loved, led, and their lives can tell of God's wonder

- Responding in Worship: Seaside Mural
- Blessing Your Kids
- Closing Game: Weather Game

Wonder@Home™

Designed for families to engage in the wonder of God together at home. This resource includes a video, worship playlists, activities, and more!

INVITATION

We invite you to pause, listen, and shift your gaze toward the Father ...

LESSON AT A GLANCE

WONDER TRUTH: Jesus Has Power over Creation

SCRIPTURE: Mark 4

WORD OF WONDER: Job 36:26a

I was soaked, and there was nowhere to go. It was a simple day trip, and I wasn't expecting a storm. Then almost as quickly as the first clap of thunder roared and sheets of rain commenced, the storm stopped.

Most of my friends had spent the night nearby so they had a change of clothes. They calmly went off to find dry clothing. I ended up sitting through dinner still mostly wet.

I remember that storm every time I'm packing for a day trip now. The result? I always pack an extra set of clothes.

Read Mark 4:35–41.

I wonder how the disciples' lives were changed and what they recalled after that day. Someone sleeping through a furious squall like Jesus did? That may have stayed with them.

Jesus demanding the daunting seas to be quiet and then immediate stillness happens? Never seen that before.

Every one of Jesus' responses was in stark contrast to what was happening all around them. Terror? Peace. Lack of faith? A deep knowing that everything is at His command. He is steady when we're not. He is steady when the world around us rages. Because He has power over the wind and waves.

Who is this? The One who knows you. The One who cares for you in every way with a calm and secure presence. How might knowing this change you?

—Rebecca Stone

Children's Ministry Leader and Author

Wonder Ink Development Team

DID YOU KNOW?

FOUNDATION BUILDING BLOCKS

WHO?

The book of Mark, which emphasizes Jesus' actions, begins by introducing Jesus as "the Messiah, the Son of God" (1:1). This description answers the question the disciples asked after He calmed the storm: "Who is this?" (4:41). This is the Son of God!

WHAT?

Jesus' calming of the storm is a miracle that proves His power over creation and points to His divinity as the Son of God. The sea was seen as a threat in the ancient world, and when Jesus rebuked the wind and waves, the disciples were amazed.

WHERE?

The Sea of Galilee is the lowest freshwater lake on earth. Because this lake is surrounded by mountains, this area is susceptible to sudden, violent storms.

WHEN?

Many scholars believe Mark was the first of the written Gospels, and some believe that Matthew and Luke used Mark as a source for their Gospels. It was likely written between AD 55–70.

CONNECTING TO GOD'S BIG STORY:

From creation to the flood to manna falling from the sky, God showed His power over creation throughout the Old Testament. When Jesus calmed the storm with His words, He demonstrated a power the people believed belonged to God alone, and in doing so, He demonstrated His divinity.

LESSON 1 **EARLY ELEMENTARY**

Large Group or Small Group

Spark curiosity and get kids thinking about the wonder of God.

LESSON AT A GLANCE

WONDER TRUTH: Jesus Has Power over Creation

SCRIPTURE: Mark 4

WORD OF WONDER: Job 36:26a

Series Bumper and Countdown Videos

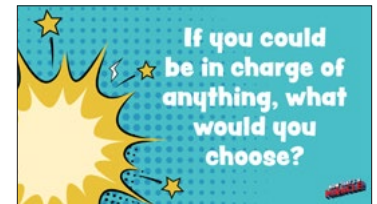
Choose between the [Now That's a Miracle! Series Bumper Video](#) and [Countdown Videos](#) to introduce the kids to the series.

Welcome Question

SUPPLIES: paper, coloring utensils, whiteboard (optional), dry-erase marker (optional)

Wonder Ink RESOURCES: Storm Welcome Question Slide

Before kids arrive, display the Storm Welcome Question Slide, or write the following question on a whiteboard: "If you could be in charge of anything, what would you choose?" Set out paper and coloring utensils.



As kids arrive ...

Welcome kids by name and show them the Welcome Question. Read the question out loud to younger kids. Invite kids to talk together about things or situations where they would like to be in charge. Offer the paper and coloring utensils to those who would like to draw what it would look like for them to be in charge. If kids need help getting started, share an idea of your own.

At your start time ...

Gather all the kids together and welcome them to church! Invite several kids to share their answers (and drawings, if any were made) to the Welcome Question: **If you could be in charge of anything, what would you choose?**

It can be fun to be in charge, but it's also a lot of responsibility! When we're in charge of something, we have the power to make decisions. Today we'll hear in God's big story about a time when Jesus showed that He had the power over something pretty unbelievable! But first, it's time to be curious!

Curiosity Questions

Ask the following "I'm curious" questions. Say "I'm curious ..." before each question and give kids a chance to think about and answer each one.

I'm curious ...

- What are some things you're in charge of at home?
- What are some things that are out of your control?

Curiosity Activity: Wind Power

SUPPLIES: small bin or container, water, toy boat, disposable straws (1 per kid), piece of cardboard
Set out a small tub or container with a small amount of water in the bottom. Place a toy boat in the water so it floats.

In today's story, we'll hear about a boat that was in a lake during a big storm. Do you know what happens to the water when it starts to storm? Allow the kids to respond. **The wind can make big waves! Let's experiment to see which things make the biggest waves.**

Let the kids take turns trying to make waves by blowing toward the water through straws, waving a piece of cardboard, or using anything else you may have, such as a non-electric fan. Talk about which items make the biggest waves. Let the kids try to blow the boat across their water using their straws.

We made waves in water! In our story today, people were on the boat when big waves came, and we'll learn how Jesus showed that He is more powerful than anything—including, waves, wind, and storms. Our Wonder Truth today is **JESUS HAS POWER OVER CREATION.**

Leader Tip: If any kids in your ministry have experienced trauma from a storm (flooding, tornado, lightning, hurricanes, etc.), be sensitive to their feelings or fears. Validate their feelings without trying to explain why it happened. Remind them that God is always with us, and that someday, every bad thing will become right again.

Declaring God's Wonder

Wonder Ink RESOURCES: Declaration [Video](#) or Slide (optional)

Show the Declaration [Video](#) or Slide and encourage the kids to say the statements and do the motions with you.

Thank You, God, that You made me! (Kids repeat words and motions.)

Make prayer hands, then point up and then to yourself.

And I am Your kid! (Kids repeat words and motions.)

Put your hands on your hips.

Jesus loves me so much. (Kids repeat words and motions.)

Spread your arms out wide to your side one at a time, then pull them in for a hug around your chest.

His love for me is big. (Kids repeat words and motions.)

Hold your arms up high and wide above your head.

The Holy Spirit leads me, (Kids repeat words and motions.)

Bring your arms down from above, making a path in front of you.

And I can follow You. (Kids repeat words and motions.)

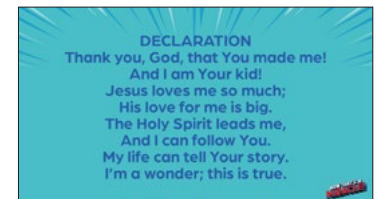
March in place like you're following the leader.

My life can tell Your story. (Kids repeat words and motions.)

Hold your hands in front of you like an open book.

I'm a wonder; this is true. (Kids repeat words and motions.)

Put your hands up, shake your fingers, and celebrate ("praise hands").



LESSON 1 EARLY ELEMENTARY

Large Group

Guide kids into knowing God, exploring His big story, and marveling at His wonder.

LESSON AT A GLANCE

WONDER TRUTH: Jesus Has Power over Creation

SCRIPTURE: Mark 4

WORD OF WONDER: Job 36:26a

Prayer of Invitation

Lead kids in a prayer of invitation before entering into worship and God's big story: **God, thank You for being with us. Teach us more about Jesus. Holy Spirit, help us understand the importance of Jesus' power over creation. Lead us to know God's great love for us through Jesus! In Jesus' name, Amen.**

Worship

Wonder Ink RESOURCES: songs from the [Now That's a Miracle! Elementary Spotify playlist](#)

Today we'll hear about Jesus' power over creation! The same Jesus who can command the wind and waves loves you and me! Let's praise Him now. Play songs from the [Now That's a Miracle! Elementary Spotify playlist](#) and encourage the kids to sing and dance as they praise God.

God's Big Story

Hear It, Watch It, Experience It!

This lesson includes three opportunities for your kids to enter the story—each one reinforces the others! **HEAR** it read directly from the Bible. **WATCH** it in a video. **EXPERIENCE** it through the live script.



SUPPLIES: Bibles (1 per kid)

Wonder Ink RESOURCES: Storm Title Slide, God's Big Story Video ([Early Childhood](#) or [Elementary](#))

Display the Storm Title Slide. Tell your group that today's story comes straight from the Bible and can be found in the book of Mark, the second book in the New Testament. Have kids open their Bibles to Mark 4. Encourage volunteers to assist kids in finding the passage.

Let's start by reading part of God's big story directly from the Bible. Afterward, we'll watch and experience more of the story!

Read Mark 4:35–41 and have kids follow along. Then do one or both of the following:

- Use the following Jesus Calms the Storm Experience It! Script
- View God's Big Story Video ([Early Childhood](#) or [Elementary](#))

LESSON 1 JESUS CALMS THE STORM

EXPERIENCE IT! SCRIPT

SUPPLIES: toy sea creatures; artificial seaweed/plants; plastic kid pool or large, shallow tub; tarp; spray bottle; water; large dark, sheer fabric

Ahead of time, place toy sea creatures and artificial plants inside the pool or tub. Cover the pool with a tarp. Fill the spray bottle with water and set it nearby.

Make It Inclusive: Getting wet (especially unexpectedly) can cause some kids to feel anxious or upset so it's best simply to avoid spraying kids directly with water.

Leader Tip: For Preteens. Invite older kids in your group to hold the sheer fabric and make the waves as you tell the story.

While on earth, Jesus spent a lot of time teaching people what God's kingdom is like. He often told simple stories called parables that used everyday ideas and objects to help people understand God and His kingdom better.

One time after sharing these stories all day with a large crowd, Jesus invited His closest followers, His disciples, to cross a large lake called the Sea of Galilee with Him. Uncover the kiddie pool or tub.

We'll call this the Sea of Galilee. Who knows what can be found in the sea? Take some answers from the kids and hold up the different toy sea creatures.

Look at these fish! Fun fact—there are 18 different species of fish found in the Sea of Galilee. I wonder which kind the disciples fished for. And check this out! Hold up the artificial seaweed or plant.

The Sea of Galilee also has a lot of plants to help fish live. It's great we know so much about what happens in seas and oceans. But back in Bible times, they didn't have fancy cameras, lights, and diving suits to go deep into the water. Because of that, people felt the sea was mysterious and scary.

When Jesus and His disciples got into the boat, it was evening, which means that it was getting dark. Place dark, sheer fabric over the pool or tub, covering the sea creatures and plants. Jesus was probably tired and wanted to rest after being with people and teaching, so as His disciples pushed the boat out into the water, Jesus went to the back of the boat and fell asleep on a cushion. There were several other boats traveling alongside them.

Suddenly a furious, wild storm came up! Move the sheer fabric around a bit. Start spraying the water all over, especially into your own face. Huge waves crashed over the side of the boat, nearly causing it to sink. Exaggerate your movements and feel free to be silly! Meanwhile, where was Jesus? He was sleeping!

Even though some of the disciples were fishermen and had probably experienced some pretty bad weather in the past, this storm was more than they could handle! Terrified, they went to Jesus and woke Him. "Don't you care if we drown?" they asked (Mark 4:38). Continue to spray water.

Do you think Jesus cared? Pause for kids to answer. Jesus did care, but His disciples didn't

understand yet who He truly was. Jesus stood up and said to the waves, “Quiet! Be still!” (Mark 4:39). Stop spraying and sit still. Allow a few moments of quiet.

The wind died down, and everything became calm. Straighten the sheer fabric over the pool or tub. Turning to His disciples, Jesus asked, “Why are you so afraid? Don’t you have any faith at all yet?” (Mark 4:40).

Again, the disciples were afraid, but this time it wasn’t the storm they feared. They realized that whoever Jesus was, even the wind and waves obey Him! What the disciples saw was miraculous—an amazing sign that God was at work! Jesus was more powerful than the storm! Jesus has power over creation.

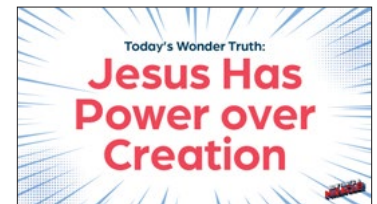
Connecting the Wonder Truth

Wonder Ink RESOURCES: Storm Wonder Truth Slide

Display the Storm Wonder Truth Slide.

Our Wonder Truth today is **JESUS HAS POWER OVER CREATION**.

Where did you see our Wonder Truth in the story? Allow kids to answer freely.



Throughout the Old Testament, we see God’s power over creation! He speaks, and the universe is created! He parts the Red Sea and causes bread to rain on His people. So when Jesus calmed the storm, He demonstrated great power that only belongs to God. Jesus showed that He is more than just a man—He is God!

Word of Wonder

SUPPLIES: Bible, ball, parachute or bedsheet

Wonder Ink RESOURCES: Now That’s a Miracle! Word of Wonder Slide or [Video](#) (optional)

WORD OF WONDER

How great God is! We’ll never completely understand Him.

—Job 36:26a

Display the Word of Wonder Slide or [Video](#), if using. Our Word of Wonder for the Now That’s a Miracle! series is Job 36:26a. Let’s practice saying the Word of Wonder together.

Encourage the kids to do the motions and say the verse with you.

- **HOW GREAT**—Put one arm straight up for each word.
- **GOD IS!**—Point up.
- **WE’LL NEVER**—Cross arms back and forth in front of you.
- **COMPLETELY**—Bring both arms down from above you, to your sides.
- **UNDERSTAND** —Point to your head with both hands.
- **HIM.**—Point up.
- **JOB 36:26a**—Hold your hands together in front of you, palms open, as if opening a book.



Gather the kids sit in a circle. Practice the Word of Wonder together as a group several times. Then spread out the parachute or bedsheet and invite everyone to take a hold of the edge.

We're going to play a game to help us learn our Word of Wonder! In our story today, we learned that Jesus showed His power when He calmed a storm in the water. We're going to pretend this ball (show the ball) is a boat in the water, and we're going to use the parachute (or sheet) to make waves. Everyone will gently shake the parachute (or sheet) when I say, "storm." But when I say, "Be still," you'll freeze, and we'll all say the verse together. Invite the kids to shake the parachute (or sheet). Periodically say, "Be still," and have the kids freeze, and then say the verse together.

Gather kids to discuss these questions:

- **What are some things you know about God?** (If kids need help, offer ideas such as: God is powerful; God created everything; God can do anything; God loves us.)
- **What are some things that you don't understand about God?**

LESSON 1 EARLY ELEMENTARY

Small Group

Help kids see the wonder of God's story and how it connects to their own story.

LESSON AT A GLANCE

WONDER TRUTH: Jesus Has Power over Creation

SCRIPTURE: Mark 4

WORD OF WONDER: Job 36:26a

Discussion Questions

SUPPLIES: whiteboard, dry-erase marker, eraser, scissors (prep only, optional)

Wonder Ink RESOURCES: Circle Time Pictures (optional)

If you plan to use the Circle Time Pictures, print a copy of this resource and cut them apart.

Gather the kids to sit in a circle in front of a whiteboard. **I'm going to draw a simple picture of something from today's story, and you'll get to guess what I'm drawing. After each picture is guessed, whoever correctly guessed the picture first can answer a question about the story.**

For older kids, you can allow them to draw pictures from the story.

You can also show the Circle Time Pictures instead of drawing the pictures yourself.

Hold up or draw the following pictures.

- A lake
- Boat
- Jesus
- Big wave
- Lightning
- Disciples/people



What did Jesus do in the story that showed His power? Allow the kids to respond. **He calmed the storm. We can remember that this shows us how amazing and powerful Jesus is. He can do anything!**

After the kids have guessed what each picture depicts, ask them a question from the list below.

DISCUSSION QUESTIONS

- **What was the name of the sea that Jesus and His disciples were crossing?** (the Sea of Galilee)
- **What was Jesus doing in the boat before the storm came?** (sleeping)
- **What caused the waves to get really big?** (a storm)
- **What did Jesus say to the storm?** ("Quiet! Be still.")
- **How do you think the disciples felt after Jesus told the storm to stop?**
- **Share about a time when you were scared. What made you feel better?**
- **What does this story show us about Jesus?**

We can remember that Jesus has power over all creation—even storms! Let’s talk to God now in prayer!

Leader Tip: If any kids in your ministry have experienced trauma from a storm (flooding, tornado, lightning, hurricanes, etc.), be sensitive to their feelings or fears. Validate their feelings without trying to explain why it happened. Remind them that God is always with us, and that someday, every bad thing will become right again.

Invite kids to share prayer requests and praises and to pray for each other. Some kids may not be comfortable praying out loud. That’s OK! Encourage them to pray silently and thank God.

Craft: Storm in a Bottle

SUPPLIES: water bottles or unbreakable clear containers with lids (1 per kid), water, dish soap, glitter, food coloring (blue)

In our God’s big story today, we heard about Jesus having power over a storm. Have you ever seen or heard a big storm? What was it like? Allow the kids to respond. **We’re going to make a storm in a bottle, and we’ll remember how Jesus had power over the storm in our story.**

Give each kid a water bottle filled approximately $\frac{3}{4}$ full of water. Add a squirt of dish soap into the bottle, along with a spoonful of glitter and a drop or two of blue food coloring. Make sure the lid is on tight.

Show the kids how to move their bottles rapidly in a circular motion. After a few moments, the water should start twirling and resemble a tornado or storm.



Leader Tip: To prevent spills, consider adding some glue around the bottle lids to seal them shut.

Take your storm bottle home, and if you’re ever worried, take a moment and shake your bottle. When you see the water in your bottle spinning, you can stop and remember that Jesus is with you, and He is all-powerful!

Game: Toss the Boat

SUPPLIES: parachute (or blanket or bedsheet), toy boat

Gather the kids around a parachute (or blanket or bedsheet) and have each of them hold onto the edge. Place a small toy boat in the middle of the parachute or sheet. Show kids how to move their hands up and down to shake the parachute and move the boat. When they shake harder, the boat should move more.

In today’s story, the boat that the disciples were on was moving the storm and waves, kind of like the boat in our parachute. When I say, “Go,” you can move the parachute and make the boat move, but when I say, “Be still!” you should stop moving and hold the parachute still. The disciples were scared at first because of the storm, but after Jesus told the storm to be still, they saw how powerful Jesus is. And just like you stop moving the parachute when I say, “Be still,” the storm listened to Jesus, and it stopped. Let the kids move the parachute gently to bounce the boat around, until you say, “Be still” periodically.

Jesus and the waves became calm because Jesus has power over creation. We can remember that Jesus is always with us, and He is all-powerful!

LESSON 1 EARLY ELEMENTARY

Large Group or Small Group

Create space for God to remind kids they are known, loved, led, and their lives can tell of God's wonder.

LESSON AT A GLANCE

WONDER TRUTH: Jesus Has Power over Creation

SCRIPTURE: Mark 4

WORD OF WONDER: Job 36:26a

Responding in Worship: Peace, Be Still!

SUPPLIES: paper (1 sheet per kid), coloring utensils, parachute (or blanket or bedsheet)

Give each kid a piece of paper and coloring utensils. **Everyone spread out and find a quiet space in the room to sit and draw. Think of something in creation that is scary or powerful—a thunderstorm, an earthquake, a tornado, or anything you can think of, and draw a picture of it on your papers.**

Once the kids complete their pictures, have the kids wad their drawings into balls and place the balls in a pile in the middle of the parachute (or blanket or bedsheet). Choose some kids to sit around the parachute and have the others hold the sides and shake it. Explain to the group that the parachute represents the boat from our story. The kids sitting around the “boat” will start tossing the paper wads onto the parachute, while the other kids will shake the parachute and try to keep the balls off. Let this go on for a little while, and then say, “Be still!” When you say, “Be still,” encourage the kids to hold the parachute very still.

In our story today, a storm made big waves. The waves may have even made water go into the boat. The disciples got scared of the storm. They knew Jesus was with them and they already knew that He is powerful, but they were focused on the storm instead of Jesus. When Jesus woke up and told the storm to be still, they didn't have to worry anymore because Jesus has power over creation! We can remember that Jesus is powerful, and He is with us too.

Who told the wind and waves to be still? Allow the kids to respond. **Jesus!**

Jesus is more powerful than all of creation and more powerful than all the things in your pictures.

Have each kid grab a wadded-up piece of paper (it doesn't have to be their own) and stand on the parachute. **Toss your paper wad out and say, “Jesus says, ‘Be still!’ ”**

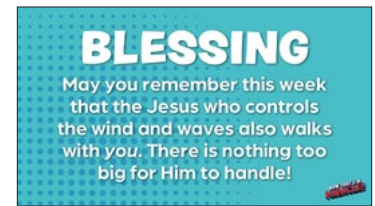
We can thank Jesus because He is powerful!.

Blessing Your Kids

Wonder Ink RESOURCES: Storm Blessing Slide

Display the Storm Blessing Slide. Speak this blessing over your kids, as a group or as individuals. If you bless kids individually, insert each name into the blessing.

Blessing: May you remember this week that the Jesus who controls the wind and waves also walks with you. There is nothing too big for Him to handle!



Closing Activity: Weather Game

Today we learned from God's big story that Jesus has power over creation. When a big storm came and the disciples were on a boat and were scared, Jesus told the storm to stop, and it did!

Let's play a game where we pretend to be different kinds of weather. I'm going to call out a type of weather and you can act it out. So, if I say, "thunder!" clap your hands or stomp your feet. You can keep going until I say, "Be still!" and then you can stop until I call out another type of weather. Let's play!

Play multiple rounds by calling out different kinds of weather.

- **Rain:** Pat your hands on your lap, which resembles pitter-pattering rain.
- **Thunder:** Clap your hands.
- **Wind:** Blow and move your hands in "whoosh" motions.
- **Tornado:** Spin around in circles.
- **Lightning:** Shake your whole body like a jolt.

Leader Tip: You can also show pictures of each type of weather, and let the kids act out the weather as you hold up each picture, or the kids can take turns holding up the pictures.