

# **5<sup>th</sup> Grade Summer Assignments**

Welcome to the beginning of your 5<sup>th</sup> grade journey at LCA. This is going to be a fabulous year and there are many things that you can be doing over the summer to be prepared for 5<sup>th</sup> grade.

## ***1. Read a LOT.***

In 5<sup>th</sup> grade we do a lot of reading in all different subjects and it is important that you can read, comprehend, and recall what you read. Each of the exercises below will resemble activities we will do in class together over the year. Please complete each and bring it with you on the first day of school. These will be counted in your literature grade for the first trimester.

- o Read *Shiloh* by Phyllis Reynolds Naylor
- o Print out each of the 12 pieces to the Dodecahedron and complete them in neat cursive. You may lightly color each piece, just make sure to not cover any of the writing.
- o Assemble it according to directions ([watch this video](#)). You can use glue instead of staples if you'd like!
- o Choose 1 other book from the list provided on the separate document.
- o Write a book review/recommendation that will be published in our classroom for the year.

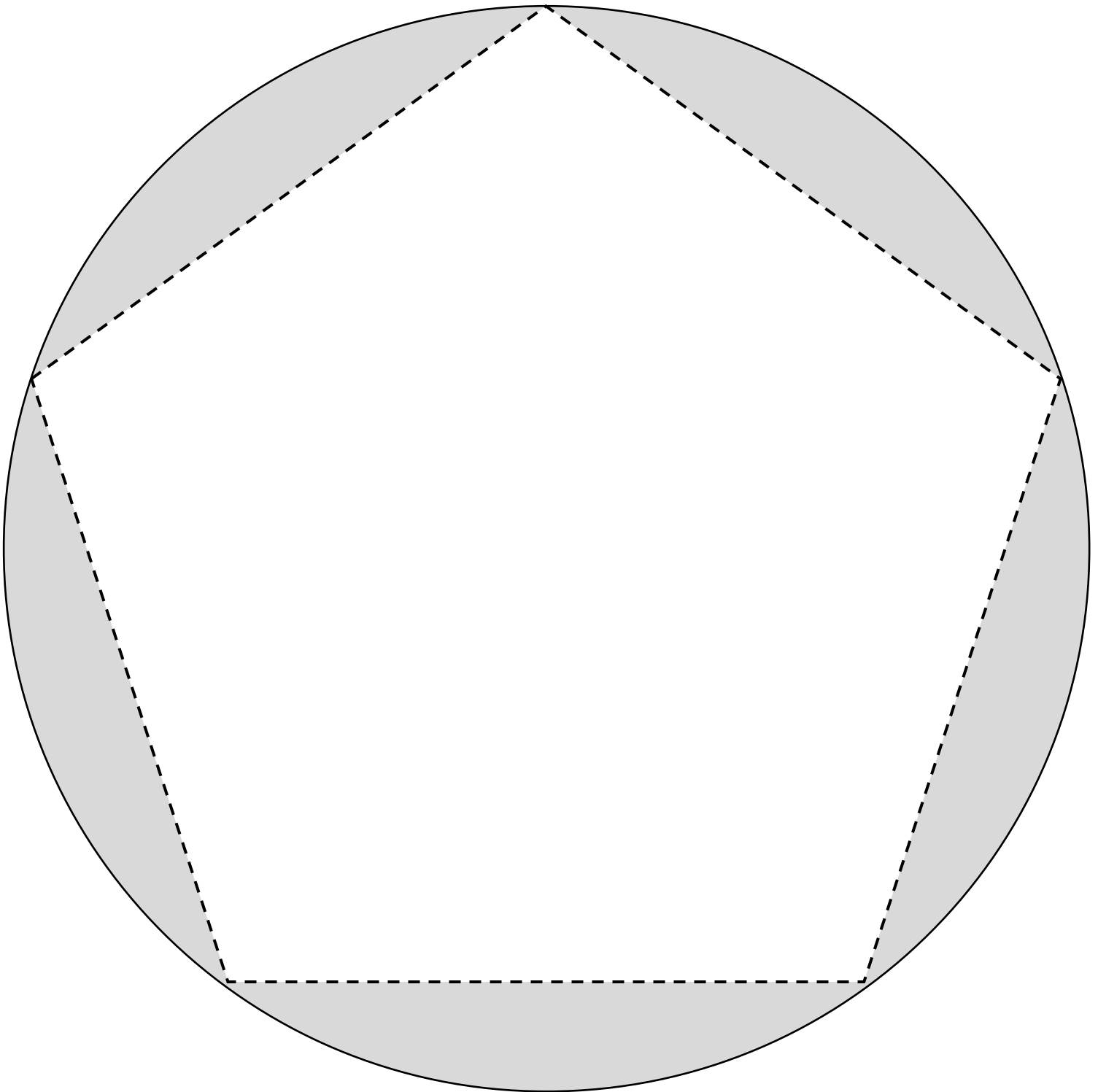
## ***2. A math problem a day keeps the memory loss away.***

Math in 5<sup>th</sup> grade is going to get more difficult. However, if you can master your math facts and practice over the summer, it will make difficult concepts easier. Practicing math over the summer will also help you be prepared for the placement test when you arrive in September.

Please complete the included math set which works out to about one math problem a day (with a few days off). The idea is to spend 3 minutes each day completing a math problem to keep everything you have learned this year fresh in your brain. You are to complete these problems on lined paper. Number your paper and show all work by the number of each problem. I should be able to easily and clearly locate the work for each problem. This will be your first math grade of your 5<sup>th</sup> grade math class.

# Title and Author

**Directions:** Write the title of the book and the author on this piece.  
Draw a pictures that relates to the story and color it.



# Characters

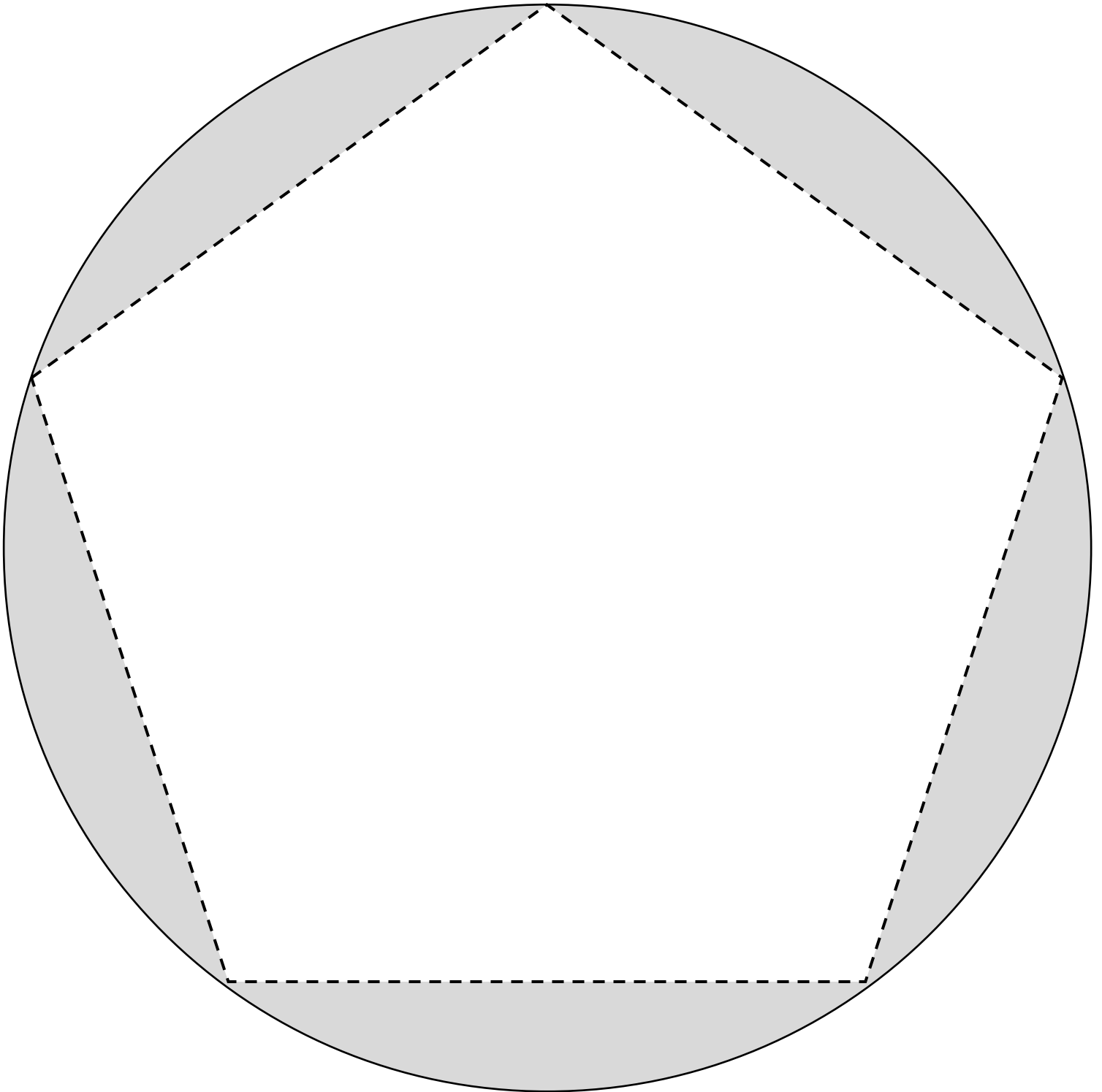
**Directions:** List all of the characters from the book on this piece. I was able to find 12! Write their names neatly in cursive on this piece. Feel free to use different colors when writing.



Characters

# Character Description

**Directions:** Choose one character and go back in the novel to see if you can find their physical description (what they look like). Draw and color the character to the best of your ability in the center of the shape below. Around the character drawing, write 5 different adjectives that describe their character (heart, personality, etc.).



# Setting

**Directions:** The setting is when and where the story takes place. Name at least 3 different settings and describe the events that happen there in the story using complete sentences.

**Setting**

**1**

\_\_\_\_\_

\_\_\_\_\_

\_\_\_\_\_

\_\_\_\_\_

**2**

\_\_\_\_\_

\_\_\_\_\_

\_\_\_\_\_

\_\_\_\_\_

**3**

\_\_\_\_\_

\_\_\_\_\_

\_\_\_\_\_

\_\_\_\_\_

\_\_\_\_\_

# Conflict I

**Directions:** Think of a problem in this story where two characters go up against one another (this should be pretty obvious). Write a complete sentence about what the problem was in the top section. In the two sections below, write each character's name and tell why they each felt they were right.

The graphic organizer is a large circle with a dashed line forming an equilateral triangle inside it. The three regions created by the dashed lines are shaded light gray. The top region contains six horizontal lines for writing. The bottom-left region contains eight horizontal lines for writing. The bottom-right region contains eight horizontal lines for writing. At the bottom of the circle, the text 'Character vs Character' is written in a cursive font.

Character vs Character

# Conflict 2

**Directions:** Think of a problem that a character causes for him/herself. This could be an action or a character flaw (like selfish). Write what the character did/is in a complete sentence or two on the top line. Then use another complete sentence to tell how that caused a problem in the bottom part.

**CAUSE**

---

---

---

---

---

---

**EFFECT**

---

---

---

---

---

---

*Character vs Self*

## Conflict 3

**Directions:** Think of a problem that a character encounters that is just part of nature. This could be weather, wild animals, location, family, etc (things outside the character's control). List the thing in the top blank section. Then write 2 sentences about why that thing/situation caused a problem.

Character vs Nature



# Resolution

**Directions:** Think of a problem that you wrote about in the last three sections (just pick one). Write the problem on the line. Then, in complete sentences either tell how the problems was resolved or why it wasn't resolved. On the last lines, write how the problem could have been avoided. If the problem could not have been avoided, say why.

**PROBLEM**

---

---

**HOW IS IT RESOLVED?**

---

---

---

---

**COULD THIS PROBLEM HAVE BEEN PREVENTED?**

---

---

---

---

---

*Resolution*


# Theme/ Moral

**Directions:** The theme is often the lesson that the author wants to the reader to learn from the experiences of the main character. What life lessons did Marty learn throughout the book and how? What lessons can you, as the reader, also learn from watching Marty go through this event?

Lessons Learned

# Favorite Part

**Directions:** Draw and color a picture that shows your favorite part of the book.  
Write a sentence description of your picture and the part on the lines below.



\_\_\_\_\_

\_\_\_\_\_

\_\_\_\_\_

The Best Part

# True Story?


**Directions:** Do some research to find out how much of the story is true, and how much is just the author's tale. Write 1 sentence telling about 2-3 things that are true and one sentence about 2-3 things that were not true.

A circular graphic divided into four quadrants by a dashed line forming a square. The top-left quadrant is labeled **TRUE** and the top-right is labeled **FALSE**. Both top quadrants contain five horizontal lines for writing. The bottom two quadrants are empty and also contain five horizontal lines each. The outer ring of the circle is shaded gray.

# Book Review

**Directions:** Color in the number of stars (yes, you can use half stars) you would give this book (1- not very good – 5 excellent). Be honest here! This doesn't have to be your favorite book. You are allowed to dislike it! On the lines below, tell why you gave the book that rating in complete sentences- what did you like/dislike?

Rating



---

---

---

---

---

---

---

---

---

Review

# **Book Recommendation**

Look at the list below and choose one book that looks of interest to you. Your teacher has chosen books that she thinks will be enjoyable to you. If the book is too difficult to read, it is best to choose another book that you will be able to read fluently and enjoy, but give the book an honest shot first. Always read the back cover of the book to see if it is something that is of interest to you.

## **Possible Book Choices**

- Ella Enchanted
- The Bridge to Terabithia
- The Swiss Family Robinson
- James and the Giant Peach
- Chasing Lincoln's Killer
- Anne of Green Gables
- The Trumpet Swan
- The Secret Garden
- Stuart Little
- Treasure Island
- Island of the Blue Dolphins
- Pippi Longstocking
- Captains Courageous
- Alice in Wonderland
- The Saturdays
- Snow Treasure

After choosing and reading your book, you will need to write a book review and recommendation for your book. This recommendation will be placed as a bookmark for the person who reads it after you! It will also be posted in our book recommendations catalog for those browsing for a new book to read this year.

1. Copy the title of the book onto the first line (Pay attention to spelling and capitalization)
2. Copy the author's name onto the second line (Pay attention to spelling and capitalization)
3. Write a summary of the book. You want to tell a little about the story so someone would be interested. Introduce the problem, but do NOT give away the ending. Maybe end with a question or something that would make the reader want to finish the book.
4. Write why you liked it or why someone else may like the book. Did you like the topics it talked about- survival, animals, families, mythical creatures, etc? Did you like the genre- mystery, fiction, historical fiction, non-fiction (true story), etc? Did the author write in a way that you particularly liked- wrote from the perspective of the character (used I), was silly/funny, left you on a cliff hanger with each chapter, etc).

# Book Recommendation

Title: \_\_\_\_\_

Author: \_\_\_\_\_

Summary: \_\_\_\_\_

---

---

---

---

---

---

---

---

---

---

---

---

What you liked about the book/ why  
someone else might like it: \_\_\_\_\_

---

---

---

---

---

---

---

---

---

---

---

---

