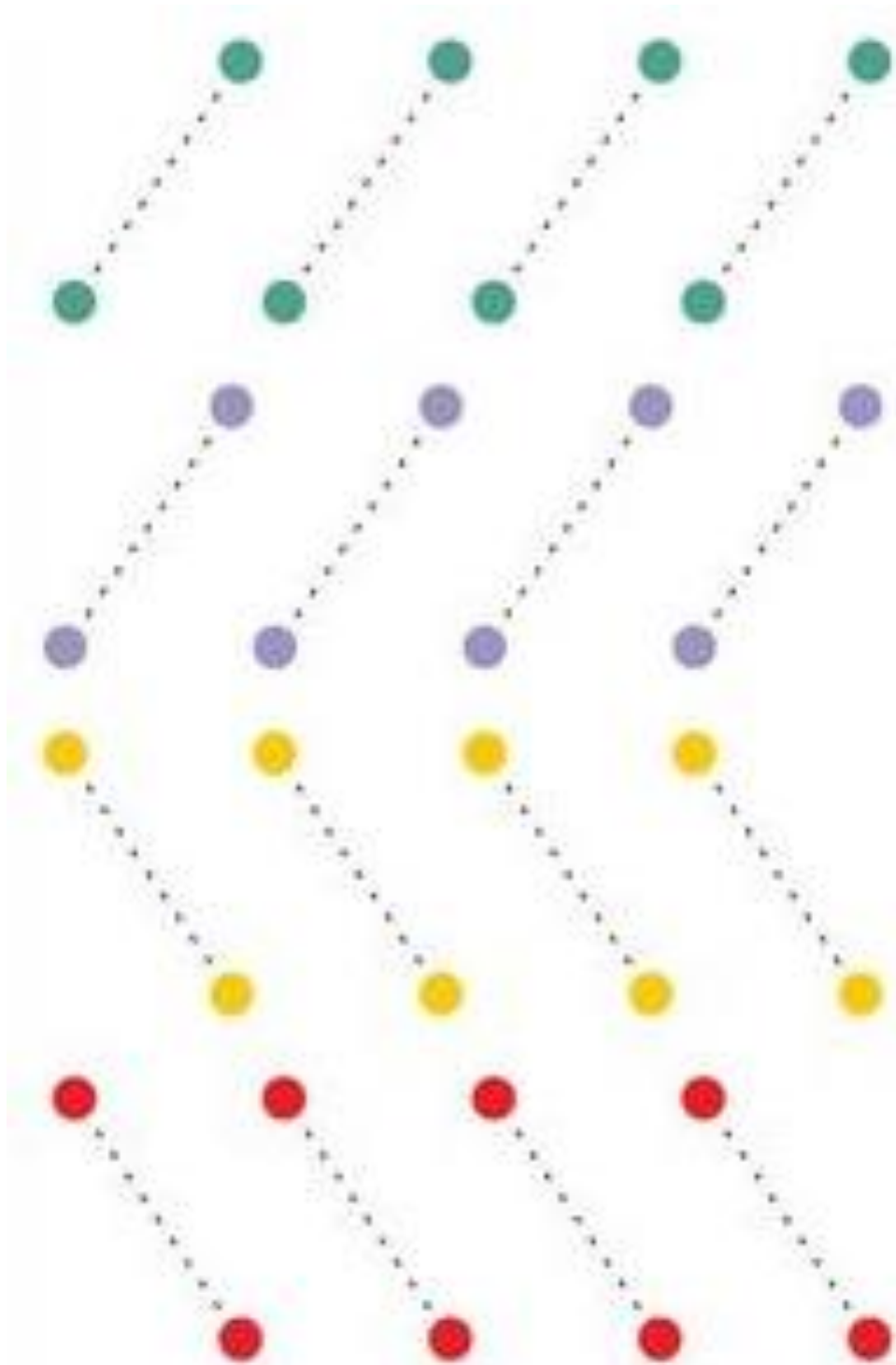




## Hoja de trabajo 2


*Traza con tus crayones y repite el nombre*





## Hoja de trabajo 3

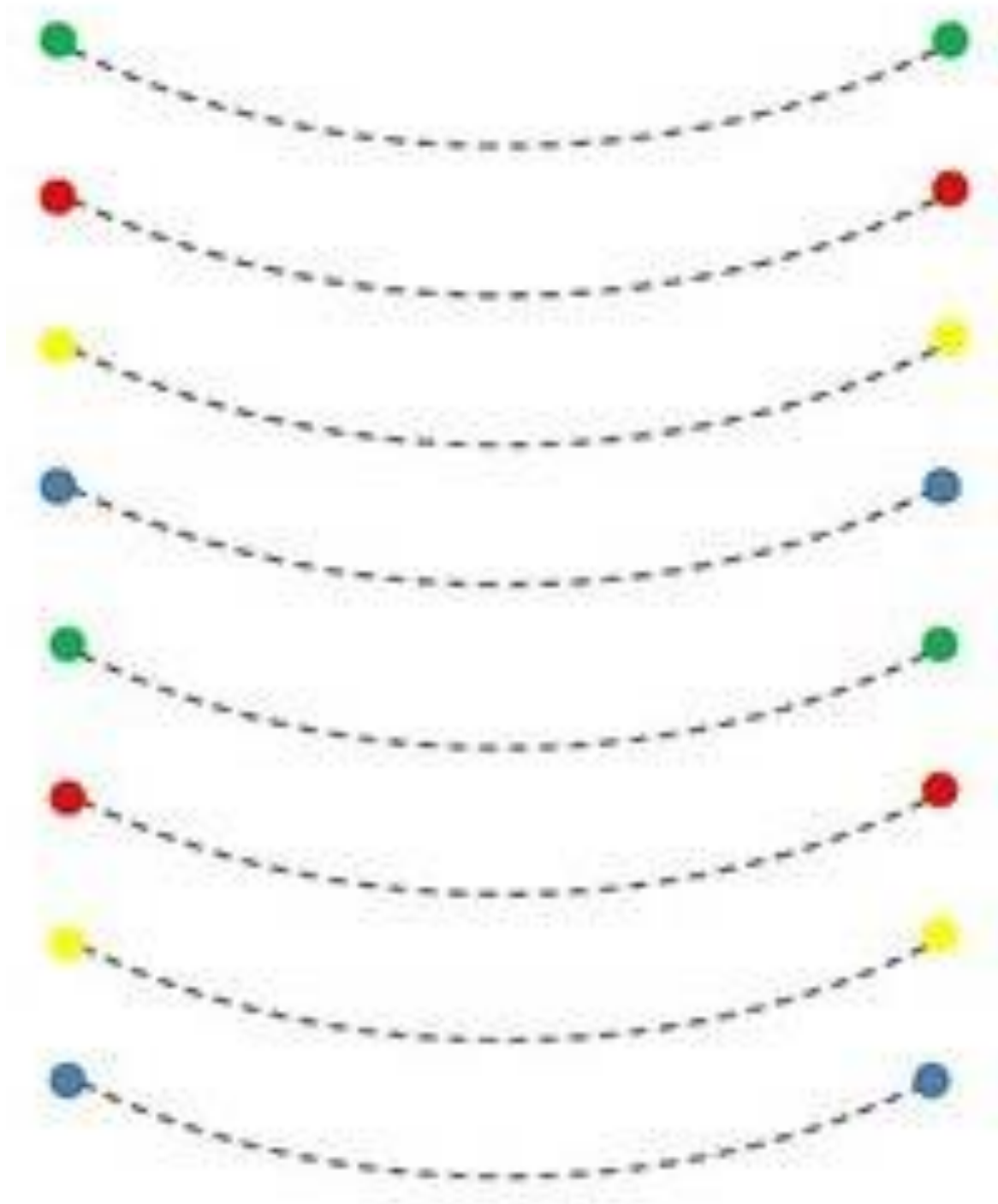
Traza con tus crayones y repite el nombre





## Hoja de trabajo 4

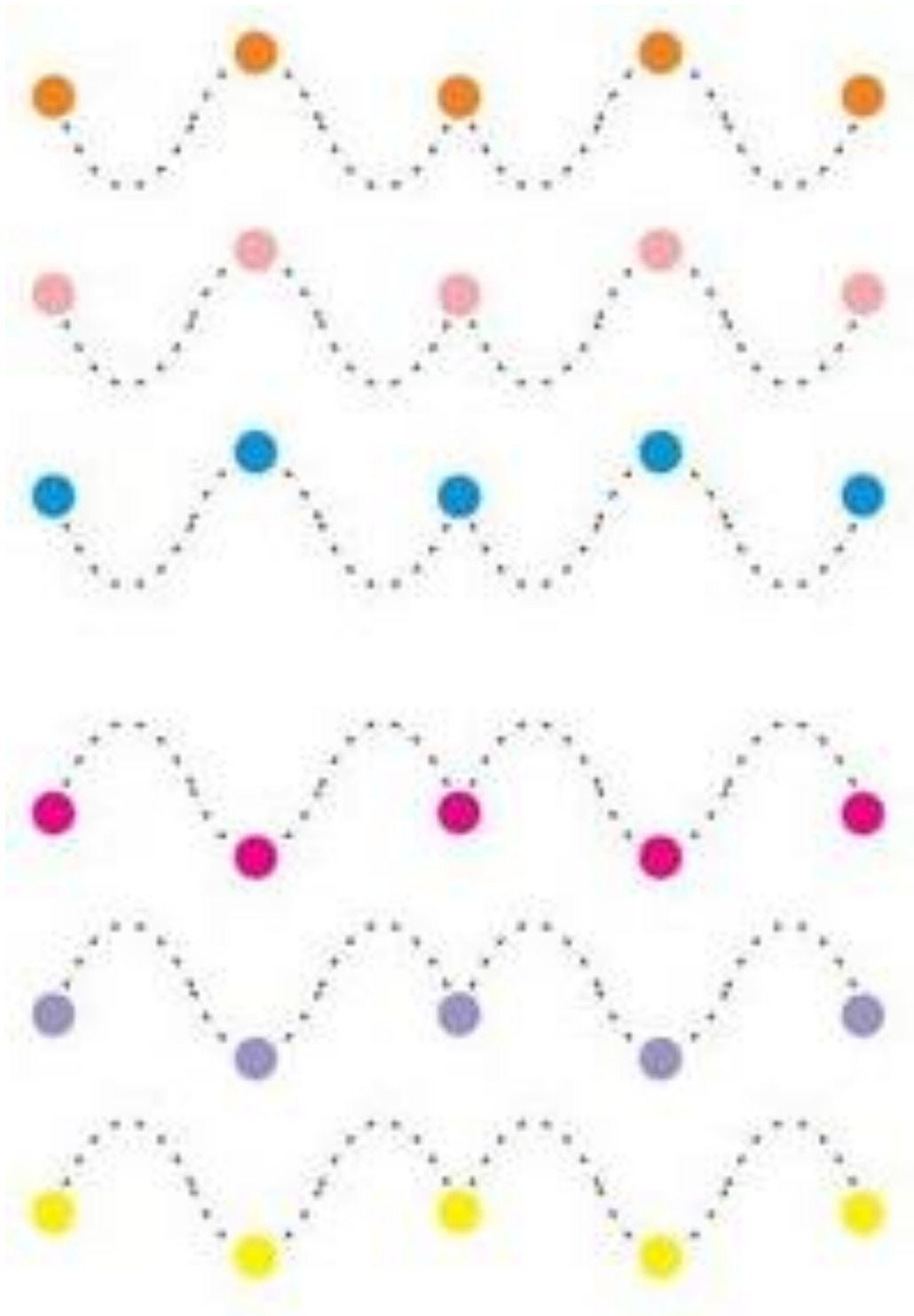
*Traza con tus crayones y repite el nombre*





## Hoja de trabajo ondas

Traza con tus crayones.





## Hoja de trabajo Cuadrado

The worksheet is titled "Hoja de trabajo Cuadrado" and is designed for children to practice tracing and coloring squares. It features a decorative border with a dotted line and a small circular logo in the top right corner. The main content includes a large square with a smiling face and a hand, a tracing guide for the word "Cuadrado", and two boxes labeled "Trazas" and "Colorea". Below these are two large squares, one with a dotted smiley face for tracing and one empty for coloring. At the bottom, a rounded rectangle contains three illustrations: a window with curtains, a suitcase, and a framed picture of a girl, all intended for coloring.

Cuadrado

Trazas

Colorea

Encuentra los cuadrados y colorea

The illustrations at the bottom are a window with curtains, a suitcase, and a framed picture of a girl.






## Hoja de trabajo Círculo

The worksheet is titled "Hoja de trabajo Círculo" and is designed for a child to practice drawing and coloring circles. It features a decorative border of small black dots. At the top left is a cartoon character that is a circle with a face, arms, and legs. To its right, the word "Círculo" is written in a large, outlined font. Below the character are two rectangular boxes. The left box is labeled "Traza" and contains a dashed circle with a smiley face inside. The right box is labeled "Colorea" and contains a solid circle. Below these boxes is the instruction "Encuentra los círculos y colorea". At the bottom of the worksheet is a large rounded rectangle containing three circular objects: a target with concentric circles, a multi-layered cake on a stand, and a soccer ball.



## Hoja de trabajo triangulo











## Hoja de trabajo patrones

Colorea un pez de color amarillo luego azul y sigue el patrón.


SERIE :   





## **Hoja de trabajo “bolitas de papel”**


*Colorea el león y pega bolitas de papel en su melena.*





## **Hoja de trabajo “papel entorchado”**

Colorea la carita y con tiras de papel entorchado pega el cabello del niño.



**Colegio cristiano “Liga De Vida Nueva”**  
**Programa de apoyo escolar**  
**Aula Personalizada 1**  
**Miss Jennifer Alvarez**



## **Hoja de trabajo “Mosaico”**

*Pega cuadritos de papel de colores sobre el dibujo.*

