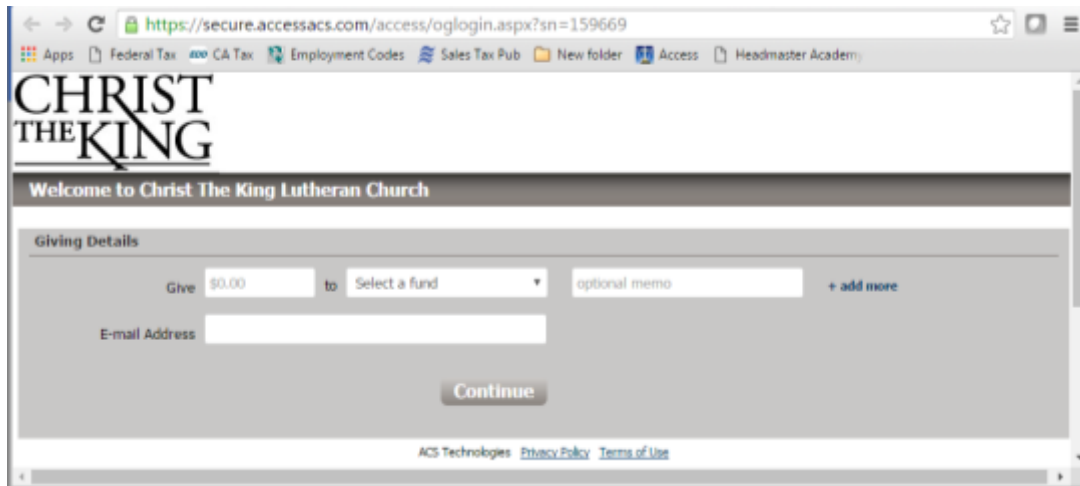


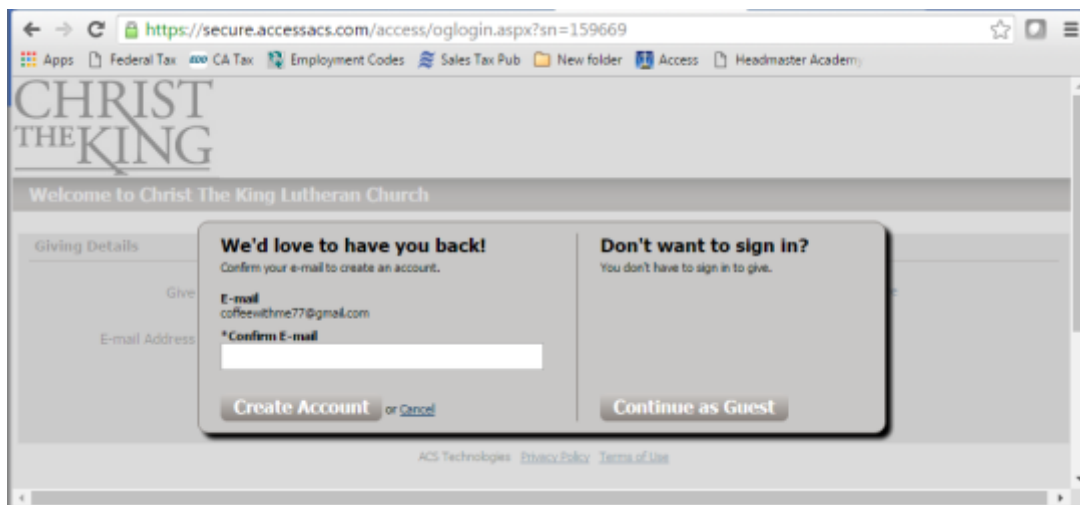
This is the first screen you will come to.



A screenshot of a web browser showing the giving page for Christ The King Lutheran Church. The browser address bar shows the URL: https://secure.accessacs.com/access/oglogin.aspx?sn=159669. The page header features the church's logo and the text "Welcome to Christ The King Lutheran Church". Below this is a "Giving Details" section with a form. The form includes a "Give" field with the value "\$0.00", a "to" dropdown menu labeled "Select a fund", an "optional memo" text input field, and a "+ add more" link. Below the form is an "E-mail Address" text input field and a "Continue" button. At the bottom of the page, there is a footer with "ACS Technologies" and links for "Privacy Policy" and "Terms of Use".

Later in the process you can enter recurring giving. This first part sets up your account and the initial offering.

Enter the amount of your tithe or offering and select the fund you would like to apply it towards. If you choose Other, please type in the description in the optional memo section. If you have other amounts to add, use the +add more selection on the right. Enter your email address and press continue.



A screenshot of the same web browser showing a confirmation dialog box overlaid on the giving page. The dialog box has two columns. The left column is titled "We'd love to have you back!" and contains the text "Confirm your e-mail to create an account." Below this is an "E-mail" field with the value "coffee77@gmail.com" and a "* Confirm E-mail" field with a text input box. At the bottom of the left column are "Create Account" and "or Cancel" buttons. The right column is titled "Don't want to sign in?" and contains the text "You don't have to sign in to give." At the bottom of the right column is a "Continue as Guest" button. The background of the page is dimmed, showing the same "Giving Details" form as in the previous screenshot.

Enter your email again, and click Create Account.

<https://secure.accessacs.com/access/og/Giving.aspx>
 Welcome to Christ The King Lutheran Church

Giving Details
 Give to optional memo [+ add more](#)
 E-mail Address
 Frequency On

Payment Details
 Save for future use
 Account Type
 Account Number
 Routing Number
 Billing Name
 Billing Address Line 1
 Billing Address Line 2
 Billing City
 Billing State
 Billing Postal Code
 I'm not a robot

Now you change the frequency of your giving, from one time to weekly or to monthly. Select the date you wish you start.

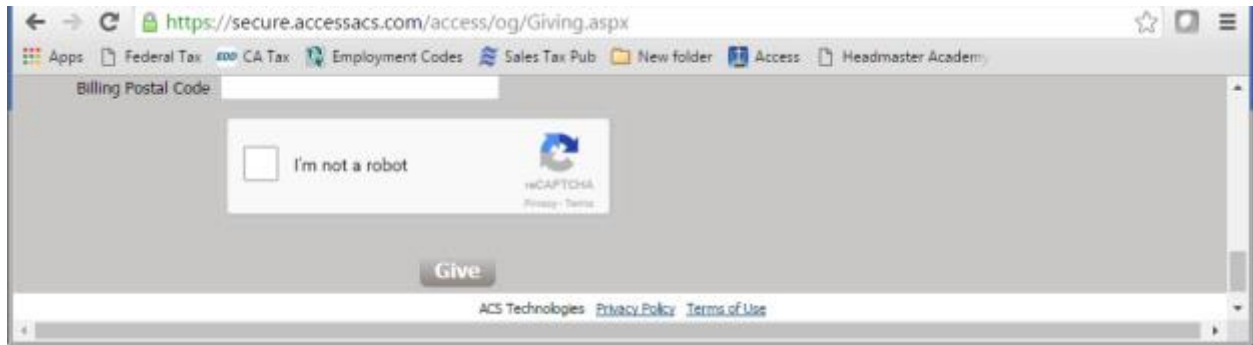
If you choose monthly or weekly, you then choose when your end date will be.

<https://secure.accessacs.com/access/og/Giving.aspx>

Give to optional memo [+ add more](#)
 E-mail Address
 Frequency on the
 Starting until of

Next fill in all the information below, using your bank account information, name, and address.

Click on the box next to “I’m not a robot” and wait for the check mark to appear.



If the check mark does not appear, then it means you did not fill out something in the boxes above.

Once the check mark has appeared, click give, and then wait. It takes a few moments to process your request.

You will then receive a notification that you have set up your giving correctly.

You will receive an email welcoming you to our new system, and to log in to set up a password. Once you have done that you will be able to make changes to your giving as you see fit.