


Small Group Leader Guide



Week 1

Ages 2-3
The First
Christmas Gift:
Always With Us

Question

How do you know what God is like?

Answer

I look at Jesus.

Bible Verse

Matthew 1:23 NLT "... *they will call him Immanuel, which means 'God is with us.'*"

What To Do First

Review

1. **Introduce** yourself.
2. **Say** the **Question**, **Answer**, and **Verse** together.

Read

1. **Lay** Story Cards in order.
2. **Point** to the first card.
3. **Read** the caption.
4. **Say** the **Say With Me** statement together.
5. **Do Action** together.
6. **Repeat** steps 2-5 for Story Cards 2-3.

Remember

What Do You See?

1. **Show** Story Card 1.
2. **Ask**, "What do you see in this picture?" *Group answers.*
3. **Repeat** steps 1-2 for Story Cards 2-3.

Say With Me & Actions

**Story
Card
1**

Say With Me

Mary is surprised!

Action

Make a surprised face like Mary.

**Story
Card
2**

Say With Me

Happy birthday, Jesus!

Action

Pretend to hold God's Son, Jesus.

**Story
Card
3**

Say With Me

Jesus is God with us!

Action

Give yourself a big hug from Jesus!

How To Wrap Up

Talk

God's angel surprised Mary! What surprises do you like?


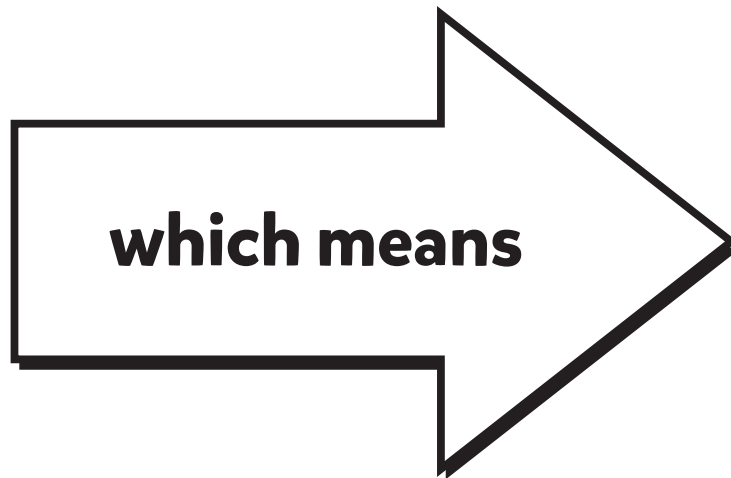


Pray

Ask kids what they want to talk to God about, and pray with them.

Check Out Time

Begin When Parents Arrive

1. **Combine** your Small Groups if you need to free up a leader.
2. One leader **stands** at the door to **greet** parents and **run** check out.
3. When a kid leaves, **tell** the parents something positive about their kid.
4. **Keep kids busy in small groups:**
 - Repeat Story Card activities.
 - Let kids share what's on their minds.
 - Pray together to build closer relationships.



Small Group Leader Guide



Week 2

Ages 2-3
The First
Christmas Gift:
Always With Us

Question

How do you know what God is like?

Answer

I look at Jesus.

Bible Verse

Matthew 1:23 NLT "... *they will call him Immanuel, which means 'God is with us.'*"

What To Do First

Review

1. **Introduce** yourself.
2. **Say** the **Question**, **Answer**, and **Verse** together.

Read

1. **Lay** Story Cards in order.
2. **Point** to the first card.
3. **Read** the caption.
4. **Say** the **Say With Me** statement together.
5. **Do Action** together.
6. **Repeat** steps 2-5 for Story Cards 2-3.

Remember

Mix It Up

1. **Shuffle** Story Cards.
2. **Place** Story Cards in the wrong order.
3. **Say**, "This story's mixed up! Let's fix it."
4. Group **helps** put Story Cards in order.

Say With Me & Actions

Story Card 1

Say With Me

Mary is surprised!

Action

Make a surprised face like Mary.

Story Card 2

Say With Me

Happy birthday, Jesus!

Action

Pretend to hold God's Son, Jesus.

Story Card 3

Say With Me

Jesus is God with us!

Action

Give yourself a big hug from Jesus!

How To Wrap Up

Talk

Jesus was born in a stable with animals. Say your favorite animal.


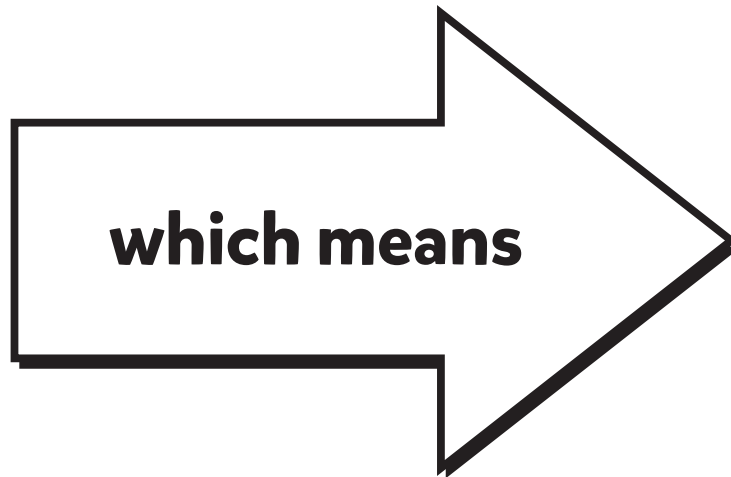


Pray

Ask kids what they want to talk to God about, and pray with them.

Check Out Time

Begin When Parents Arrive

1. **Combine** your Small Groups if you need to free up a leader.
2. One leader **stands** at the door to **greet** parents and **run** check out.
3. When a kid leaves, **tell** the parents something positive about their kid.
4. **Keep kids busy in small groups:**
 - Repeat Story Card activities.
 - Let kids share what's on their minds.
 - Pray together to build closer relationships.



Small Group Leader Guide



Week 3

Ages 2-3
The First
Christmas Gift:
Always With Us

Question

How do you know what God is like?

Answer

I look at Jesus.

Bible Verse

Matthew 1:23 NLT "... *they will call him Immanuel, which means 'God is with us.'*"

What To Do First

Review

1. **Introduce** yourself.
2. **Say** the **Question**, **Answer**, and **Verse** together.

Read

1. **Lay** Story Cards in order.
2. **Point** to the first card.
3. **Read** the caption.
4. **Say** the **Say With Me** statement together.
5. **Do Action** together.
6. **Repeat** steps 2-5 for Story Cards 2-3.

Remember

Now What?

1. **Show** Story Card 1.
2. **Read** the caption.
3. **Ask**, "Now what's going to happen in the next picture?" *Kids answer.*
4. **Repeat** steps 1-3 for Story Cards 2-3.

Say With Me & Actions

**Story
Card
1**

Say With Me

Mary is surprised!

Action

Make a surprised face like Mary.

**Story
Card
2**

Say With Me

Happy birthday, Jesus!

Action

Pretend to hold God's Son, Jesus.

**Story
Card
3**

Say With Me

Jesus is God with us!

Action

Give yourself a big hug from Jesus!

How To Wrap Up

Talk

God gave Jesus to us.
What do you want to give to God?

Pray

Ask kids what they want to talk to God about, and pray with them.

Check Out Time

Begin When Parents Arrive

1. **Combine** your Small Groups if you need to free up a leader.
2. One leader **stands** at the door to **greet** parents and **run** check out.
3. When a kid leaves, **tell** the parents something positive about their kid.
4. **Keep kids busy in small groups:**
 - Repeat Story Card activities.
 - Let kids share what's on their minds.
 - Pray together to build closer relationships.

