


# Small Group Leader Guide



## Week 1

**Ages 2-3**

**In the Beginning:  
The Creation of  
the World**

### Question

Who made you?

### Answer

God made me amazing!

### Bible Verse

Psalm 139:14 NIRV  
*How you made me  
is amazing and wonderful. ...*

### What To Do First

#### Review

1. **Introduce** yourself.
2. **Say** the **Question**, **Answer**, and **Verse** together.

#### Read

1. **Lay** Story Cards in order.
2. **Point** to the first card.
3. **Read** the caption.
4. **Say** the **Say With Me** statement together.
5. **Do Action** together.
6. **Repeat** steps 2-5 for Story Cards 2-3.

#### Remember

##### *What Do You See?*

1. **Show** Story Card 1.
2. **Ask**, "What do you see in this picture?" *Group answers.*
3. **Repeat** steps 1-2 for Story Cards 2-3.

### Say With Me & Actions

#### Story Card 1

#### Say With Me

God made everything.

#### Action

Hold your arms out to your sides as big and wide as you can.

#### Story Card 2

#### Say With Me

God made good things.

#### Action

Pretend to be one of the animals God made.

#### Story Card 3

#### Say With Me

People are amazing!

#### Action

High five your amazing friends!

### How To Wrap Up

#### Talk

God made all the animals. What is your favorite animal on land?

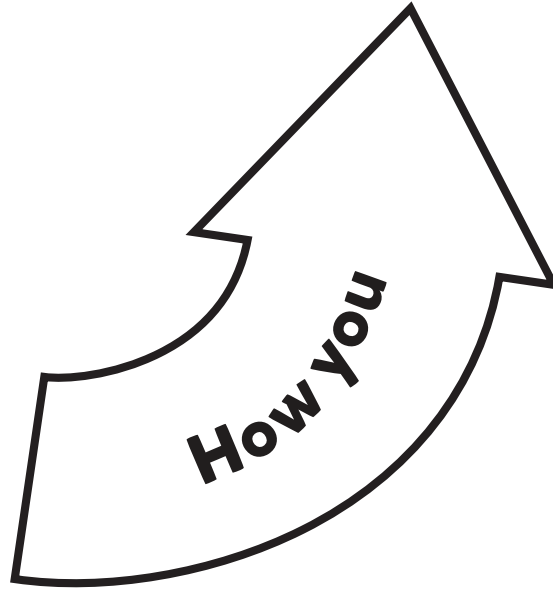
#### Pray

Ask kids what they want to talk to God about, and pray with them.


### Check Out Time

#### *Begin When Parents Arrive*

1. **Combine** your Small Groups if you need to free up a leader.
2. One leader **stands** at the door to **greet** parents and **run** check out.
3. When a kid leaves, **tell** the parents something positive about their kid.
4. **Keep kids busy in small groups:**
  - Repeat Story Card activities.
  - Let kids share what's on their minds.
  - Pray together to build closer relationships.



# Small Group Leader Guide



## Week 2

**Ages 2-3**

**In the Beginning:  
The Creation of  
the World**

### Question

Who made you?

### Answer

God made me amazing!

### Bible Verse

Psalm 139:14 NIRV  
*How you made me  
is amazing and wonderful. ...*

### What To Do First

#### Review

1. **Introduce** yourself.
2. **Say** the **Question**, **Answer**, and **Verse** together.

#### Read

1. **Lay** Story Cards in order.
2. **Point** to the first card.
3. **Read** the caption.
4. **Say** the **Say With Me** statement together.
5. **Do Action** together.
6. **Repeat** steps 2-5 for Story Cards 2-3.

#### Remember

##### Mix It Up

1. **Shuffle** Story Cards.
2. **Place** Story Cards in the wrong order.
3. **Say**, "This story's mixed up! Let's fix it."
4. Group **helps** put Story Cards in order.

### Say With Me & Actions

#### Story Card 1

#### Say With Me

God made everything.

#### Action

Hold your arms out to your sides as big and wide as you can.

#### Story Card 2

#### Say With Me

God made good things.

#### Action

Pretend to be one of the animals God made.

#### Story Card 3

#### Say With Me

People are amazing!

#### Action

High five your amazing friends!

### How To Wrap Up

#### Talk

God made all the animals. What's your favorite animal in the ocean?

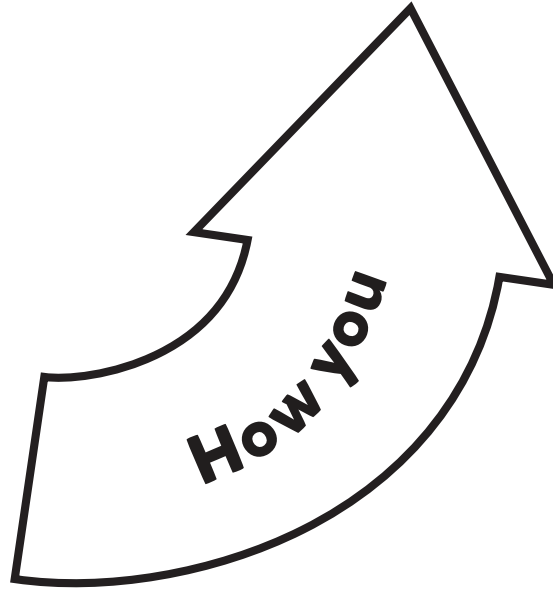
#### Pray

Ask kids what they want to talk to God about, and pray with them.


### Check Out Time

#### Begin When Parents Arrive

1. **Combine** your Small Groups if you need to free up a leader.
2. One leader **stands** at the door to **greet** parents and **run** check out.
3. When a kid leaves, **tell** the parents something positive about their kid.
4. **Keep kids busy in small groups:**
  - Repeat Story Card activities.
  - Let kids share what's on their minds.
  - Pray together to build closer relationships.



# Small Group Leader Guide



## Week 3

**Ages 2-3**

**In the Beginning:  
The Creation of  
the World**

### Question

Who made you?

### Answer

God made me amazing!

### Bible Verse

Psalm 139:14 NIRV  
*How you made me  
is amazing and wonderful. ...*

### What To Do First

#### Review

1. **Introduce** yourself.
2. **Say** the **Question**, **Answer**, and **Verse** together.

#### Read

1. **Lay** Story Cards in order.
2. **Point** to the first card.
3. **Read** the caption.
4. **Say** the **Say With Me** statement together.
5. **Do Action** together.
6. **Repeat** steps 2-5 for Story Cards 2-3.

#### Remember

##### *Now What?*

1. **Show** Story Card 1.
2. **Read** the caption.
3. **Ask**, "Now what's going to happen in the next picture?"  
*Kids answer.*
4. **Repeat** steps 1-3 for Story Cards 2-3.

### Say With Me & Actions

#### Story Card 1

#### Say With Me

God made everything.

#### Action

Hold your arms out to your sides as big and wide as you can.

#### Story Card 2

#### Say With Me

God made good things.

#### Action

Pretend to be one of the animals God made.

#### Story Card 3

#### Say With Me

People are amazing!

#### Action

High five your amazing friends!

### How To Wrap Up

#### Talk

God made all the plants grow.  
What's your favorite plant?

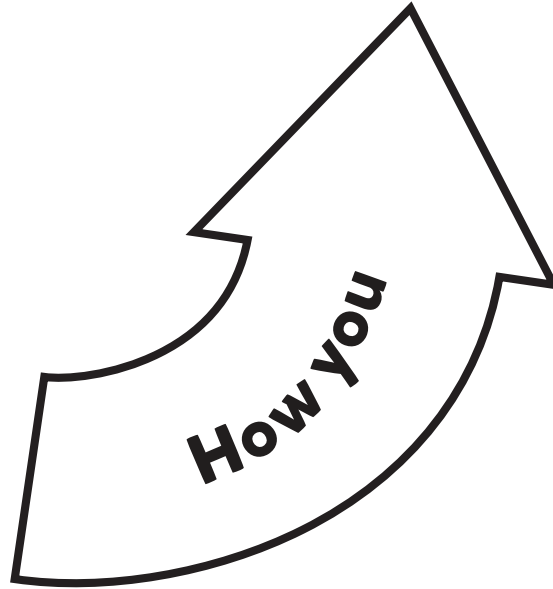
#### Pray

Ask kids what they want to talk to God about, and pray with them.


### Check Out Time

#### *Begin When Parents Arrive*

1. **Combine** your Small Groups if you need to free up a leader.
2. One leader **stands** at the door to **greet** parents and **run** check out.
3. When a kid leaves, **tell** the parents something positive about their kid.
4. **Keep kids busy in small groups:**
  - Repeat Story Card activities.
  - Let kids share what's on their minds.
  - Pray together to build closer relationships.



# Small Group Leader Guide



## Week 4

**Ages 2-3**

**In the Beginning:  
The Creation of  
the World**

### Question

Who made you?

### Answer

God made me amazing!

### Bible Verse

Psalm 139:14 NIRV  
*How you made me  
is amazing and wonderful. ...*

### What To Do First

#### Review

1. **Introduce** yourself.
2. **Say** the **Question**, **Answer**, and **Verse** together.

#### Read

1. **Lay** Story Cards in order.
2. **Point** to the first card.
3. **Read** the caption.
4. **Say** the **Say With Me** statement together.
5. **Do Action** together.
6. **Repeat** steps 2-5 for Story Cards 2-3.

#### Remember

##### *What's Missing?*

1. **Lay** out 2 Story Cards.
2. **Ask**, "Which picture is missing?" *Kids guess.*
3. **Lay** missing Story Card in place.
4. **Repeat** steps 1-3, but **leave out** a different card.

### Say With Me & Actions

#### Story Card 1

#### Say With Me

God made everything.

#### Action

Hold your arms out to  
your sides as big and  
wide as you can.

#### Story Card 2

#### Say With Me

God made good things.

#### Action

Pretend to be one of the  
animals God made.

#### Story Card 3

#### Say With Me

People are amazing!

#### Action

High five your  
amazing friends!

### How To Wrap Up

#### Talk

God made all the people.  
Name some people you love.

#### Pray

Ask kids what they want to talk to  
God about, and pray with them.

### Check Out Time

#### *Begin When Parents Arrive*

1. **Combine** your Small Groups if you need to free up a leader.
2. One leader **stands** at the door to **greet** parents and **run** check out.
3. When a kid leaves, **tell** the parents something positive about their kid.
4. **Keep kids busy in small groups:**
  - Repeat Story Card activities.
  - Let kids share what's on their minds.
  - Pray together to build closer relationships.

